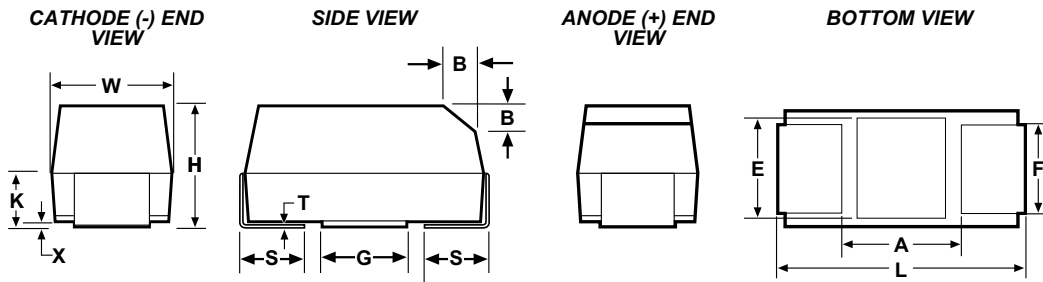


### FEATURES

- Highest CV in Standard EIA Size
- Extremely Low ESR
- 125°C Max, Temperature Capability
- Polymer Cathode Technology
- High Frequency Capacitance Retention
- Non-Ignition Failure Mode
- Capacitance: 220 to 1500  $\mu$ F
- Voltage: 2.5V to 10V
- Molded Case (pick-and-place precision)
- 100% Accelerated Steady State Aging
- 100% Surge Current Testing
- Utilizes Multiple Tantalum Anode Technology
- Volumetric Efficiency
- Use Up to 90% of Rated Voltage (10% Derating)
- Self-Healing Mechanism
- True SMT Capability

### OUTLINE DRAWINGS



### DIMENSIONS - MILLIMETERS (INCHES)

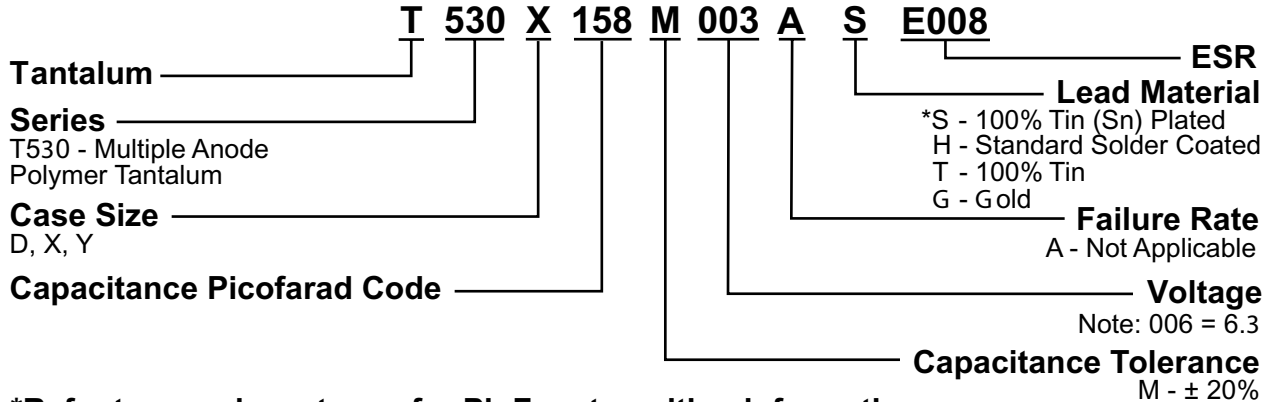
Case Size		L	W	H	K $\pm$ 0.20	F $\pm$ 0.1	S $\pm$ 0.3	X(Ref)	T(Ref)	A(Min)	G(ref)	E(ref)
KEMET	EIA											
D	7343-31	7.3 $\pm$ 0.3	4.3 $\pm$ 0.3	2.8 $\pm$ 0.3	1.5	2.4	1.3	0.10 $\pm$ 0.10	0.13	3.8	3.5	3.5
Y	7343-40	7.3 $\pm$ 0.3	4.3 $\pm$ 0.3	4.0 max	1.9	2.4	1.3	0.10 $\pm$ 0.10	0.13	3.8	3.5	3.5
X	7343-43	7.3 $\pm$ 0.3	4.3 $\pm$ 0.3	4.0 $\pm$ 0.3	2.3	2.4	1.3	0.10 $\pm$ 0.10	0.13	3.8	3.5	3.5

### T530 RATINGS & PART NUMBER REFERENCE

Capacitance $\mu$ F	Case Size	KEMET Part Number	DCL $V_R$	DF % 120Hz	ESR mW @100 kHz 25°C Max	Ripple Current (Arms) @ 100 kHz	
						w/DT= 20°C @ -55°C to 105°C	w/DT= 2°C @ 125°C
<b>2.5 Volt Rating at 105°C (1.7 Volt Rating at 125°C)</b>							
470.0	D/7343-31	T530D477M2R5A(1)E006	118 $\mu$ A	8.0	6.0	6.5	2.1
470.0	D/7343-31	T530D477M2R5A(1)E010	118 $\mu$ A	10.0	10.0	5.0	1.6
560.0	D/7343-31	T530D567M2R5A(1)E005	140 $\mu$ A	8.0	5.0	7.1	2.3
680.0	Y/7343-40	T530Y687M2R5A(1)E006	170 $\mu$ A	8.0	6.0	6.6	2.1
680.0	D/7343-31	T530D687M2R5A(1)E006	170 $\mu$ A	8.0	6.0	6.5	2.1
680.0	D/7343-31	T530D687M2R5A(1)E010	170 $\mu$ A	8.0	10.0	5.0	1.6
	X/7343-43	T530X108M2R5A(1)E006	250 $\mu$ A	8.0	6.0	6.7	2.1
1000.0	X/7343-43	T530X158M2R5A(1)E005	375 $\mu$ A	8.0	5.0	7.3	2.3
<b>3 Volt Rating at 105°C (2 Volt Rating at 125°C)</b>							
470.0	D/7343-31	T530D477M003A(1)E010	141 $\mu$ A	8.0	10.0	5.0	1.6
680.0	D/7343-31	T530D687M003A(1)E010	204 $\mu$ A	8.0	10.0	5.0	1.6
1000.0	X/7343-43	T530X108M003A(1)E010	300 $\mu$ A	8.0	10.0	5.2	1.6
1500.0	X/7343-43	T530X158M003A(1)E008	450 $\mu$ A	8.0	8.0	5.8	1.8
<b>4 Volt Rating at 105°C (2.7 Volt Rating at 125°C)</b>							
330.0	D/7343-31	T530D337M004A(1)E006	132 $\mu$ A	8.0	6.0	6.5	2.1
470.0	D/7343-31	T530D477M004A(1)E010	188 $\mu$ A	8.0	10.0	5.0	1.6
680.0	X/7343-43	T530X687M004A(1)E006	272 $\mu$ A	8.0	6.0	6.7	2.1
680.0	X/7343-43	T530X687M004A(1)E010	272 $\mu$ A	8.0	10.0	5.2	1.6
1000.0	X/7343-43	T530X108M004A(1)E006	400 $\mu$ A	8.0	6.0	6.7	2.1
<b>6.3 Volt Rating at 105°C (4.2 Volt Rating at 125°C)</b>							
220.0	D/7343-31	T530D227M006A(1)E006	139 $\mu$ A	8.0	6.0	6.5	2.1
330.0	Y/7343-40	T530Y337M006A(1)E006	208 $\mu$ A	8.0	6.0	6.6	2.1
330.0	Y/7343-40	T530Y337M006A(1)E010	208 $\mu$ A	8.0	10.0	5.1	1.6
330.0	D/7343-31	T530D337M006A(1)E010	208 $\mu$ A	8.0	10.0	5.0	1.6
470.0	X/7343-43	T530X477M006A(1)E006	296 $\mu$ A	8.0	6.0	6.7	2.1
470.0	X/7343-43	T530X477M006A(1)E010	296 $\mu$ A	8.0	10.0	5.2	1.6
<b>10 Volt Rating at 105°C (6.6 Volt Rating at 125°C)</b>							
150.0	D/7343/31	T530D157M010A(1)E006	150 $\mu$ A	8.0	6.0	6.5	2.1
220.0	D/7343/31	T530D227M010A(1)E010	220 $\mu$ A	8.0	10.0	5.0	1.6
330.0	X/7343-43	T530X337M010A(1)E006	330 $\mu$ A	8.0	6.0	6.7	2.1
330.0	X/7343-43	T530X337M010A(1)E010	330 $\mu$ A	8.0	10.0	5.2	1.6

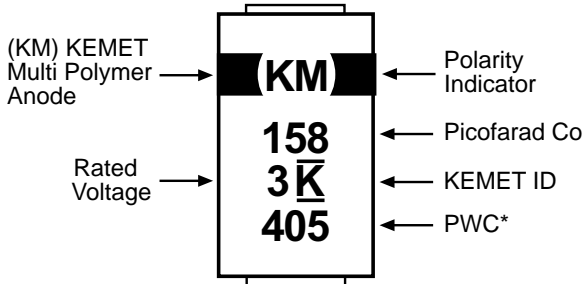
(1) To complete the KEMET part number, insert the lead material designator as shown on page 52.

### T530 ORDERING INFORMATION



\*Refer to [www.kemet.com](http://www.kemet.com) for Pb Free transition information

### COMPONENT MARKING

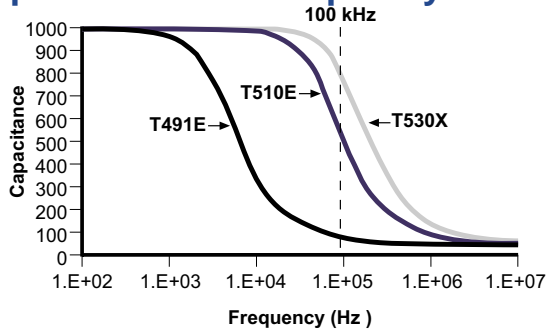


"405" = The 5th week of 2004.

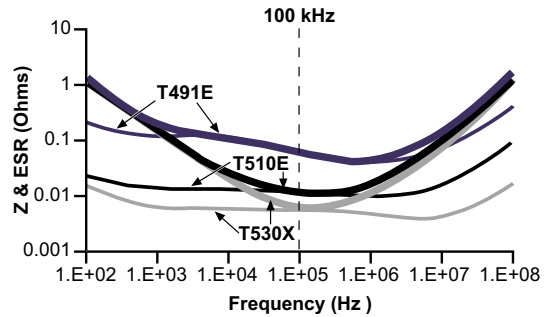
### T530 SERIES CONSTRUCTION



### T530X/T510E/T491E 1,000µF Capacitance vs. Frequency



### T530X/T510E/T491E 1,000µF Impedance & ESR vs. Frequency



### RECOMMENDED TEMPERATURE/VOLTAGE DERATING

