


TOTE BOXES


EURO BOXES STANDARD VERSION WITH AND WITHOUT FINGER HOLES



Art. No.	Kind of handle	Outside dim. in mm	Inside dimensions in mm
EK 1/LWB	Rim	400 x 300 x 120	367 x 267 x 102
EK 2/LWB	Rim	400 x 300 x 220	367 x 267 x 202
DEK 1-2/LWB		Top cover for EK 1 and EK 2	
EK 3/LWB	Rim	600 x 400 x 120	566 x 367 x 102
EK 4/LWB	Rim	600 x 400 x 270	566 x 367 x 252
DEK 3-4/LWB		Top cover for EK 3 and EK 4	

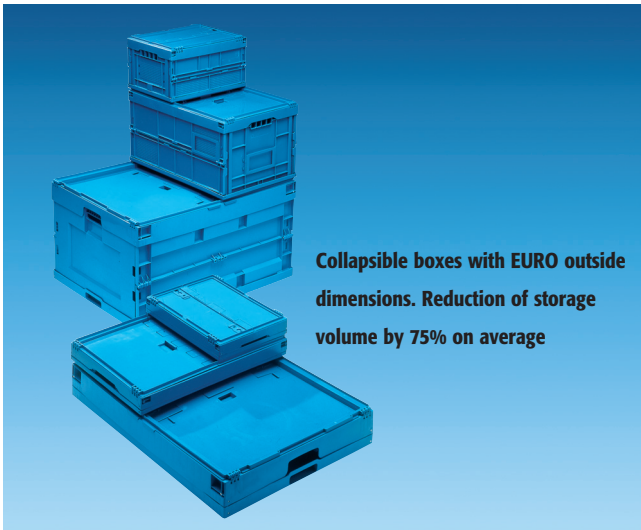
Please specify type of handle (rim or finger hole) when ordering!

KLT-SYSTEM BOX DIN 30820



Art. No.	Kind of handle	Outside dim. in mm	Inside dimensions in mm
KLT 1	Rim	400 x 300 x 169	334 x 247 x 103
KLT 2	Rim	400 x 300 x 280	334 x 247 x 236
D KLT 1-2		Top cover for KLT 1 and KLT 2	
KLT 3	Rim	600 x 400 x 213,5	532 x 346 x 164,5
KLT 4	Rim	600 x 400 x 280	532 x 346 x 231
D KLT 3-4		Top cover for KLT 3 and KLT 4	

TRANSPORT BOX



Collapsible boxes with EURO outside dimensions. Reduction of storage volume by 75% on average

Art. No.	FB 22 L	FB 22 LD	FB 44 L
Outside dimensions	400 x 300 x 220	400 x 300 x 230	600 x 400 x 220
Inside dimensions	370 x 270 x 215	370 x 270 x 210	570 x 370 x 215
Minimum capacity	25 kg bottom part only	25 kg bottom part and top cover	40 kg bottom part only
Art. No.	FB 66 L	FB 200 L	
Outside dimensions	600 x 400 x 320	800 x 600 x 445	
Inside dimensions	570 x 370 x 315	745 x 545 x 425	
Minimum capacity	60 kg bottom part only	150 kg bottom part only	
Art. No.	DFD 64	DFD 86	
Outside dimensions	600 x 400	800 x 600	
Lid	for FB 44 L and 66 L top cover only		for FB 200 L top cover only

KLT CARTONS – GOOD VALUE AND SOLID



NEW

Art. No.	WP-KLT 3	WP-KLT 4	WP-KLT 6
Outside dimensions	400 x 300	400 x 300	600 x 400
Inside dimensions	380 x 280 x 105	380 x 280 x 150	565 x 365 x 185
Quality	2,5 eb	2,5 eb	2,5 eb
Weight approx.	0,34 kg	0,40 kg	0,74 kg
Lid	WP-KLT-D-3+4	WP-KLT-D-3+4	WP-KLT-D-6
Note	Vacuum-formed standard inserts see Chapters 10 and 11.		