


WH30

WH60

700 4333



Applications

- Commercial applications such as factories, workshops, warehouses, canteens and other large areas requiring fast powerful efficient space heating.

Features

WH30

- Provides fast efficient space heating.
- Compact 3kW fan heater for industrial applications.
- Robust, steel casing with die cast aluminium guards
- Wall mounted with 180° swivel and 45° tilt directional adjustment.
- Long life 'black heat' element and thermal overload protection
- Cool air circulating facility (with controller).
- Double safety feature of cut-out with auto reset and fusible link
- **1 year UK guarantee.**

WH60

- 6kW Space Fan Heater.
- Robust heavy duty 6kW fan heater for industrial applications.
- Suitable for single or three phase supplies.
- Wall or ceiling mounting with directional adjustment.
- Long life 'black' heater element.
- Thermal overload protection with manually re-set cut-out.
- Robust steel casing with die cast aluminium guards
- **1 year UK guarantee.**
- Complete with mounting bracket.

Operation

WH30

- Operated by remote switch (not supplied) or thermostatic controller HC301).

WH60

- Operated by a remote switch (not supplied).

Specification

Cat. Ref.	Impeller Dia. Nominal (mm)	RPM	Air Movement		Temperature Rise Through Unit	Power (watts)
			l/s	m ³ /h		
WH30	203	1250	76	274	2°C	3000
WH60	229	1350	86	311	4°C	6000

• **WH30** Ratings for single phase supplies: 240V 50Hz (3kW).

• **WH60** The following ratings are available: 240V 1 phase 50Hz (6kW), 415V 3 phase 50Hz (6kW)

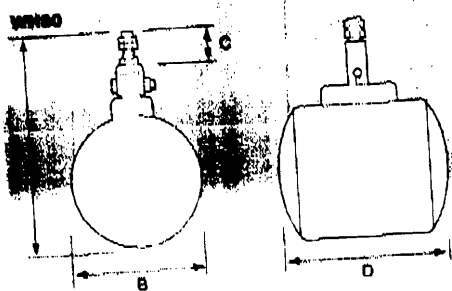
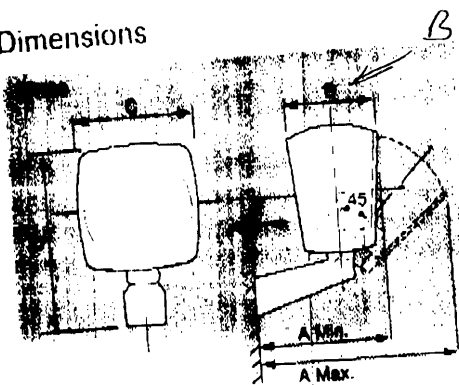
240V 1 phase 50Hz (5 & 6kW), 380V 3 phase 50Hz (5 & 6kW)

• International specifications available. Contact your local Kjelvar distributor for details.



Commercial Fan Heaters

Dimensions



	WH30	WH60
A	270	429
B	191	276
C	257	46
D	368	327
E	25	6.5
Weight (kg)	5	

All dimensions in mm

Installation

WH30

- Heater should be sited between 2 and 2.5 from floor level to centre of unit, and a minimum of 200mm from ceiling and 100mm from adjacent walls or other objects.

WH60

- The WH60 should be mounted at a recommended height of 2.3m to 2.6m from floor level to the centre of the fan heater.

Controllers

HC30

- Provides on/off and fan only/fan heater switch.
- Variable thermostatic control.
- "Fan on" indicating light.
- Surface or recess mounting.
- 208mm x 86mm.

