

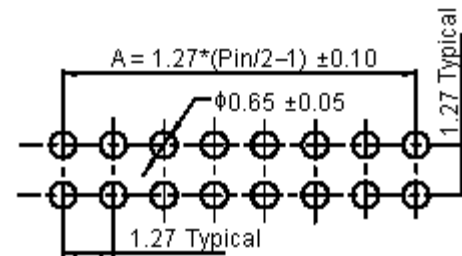
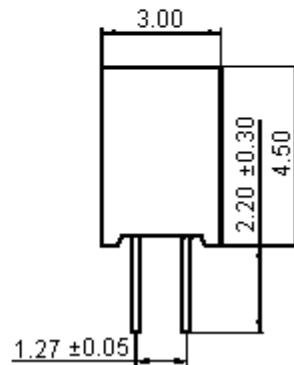
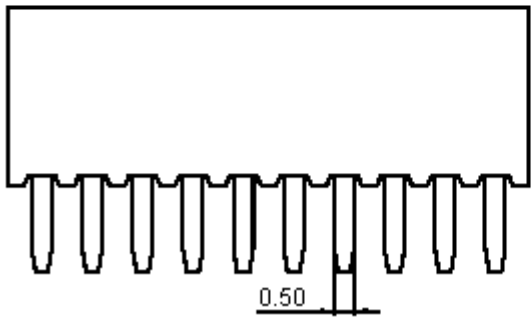
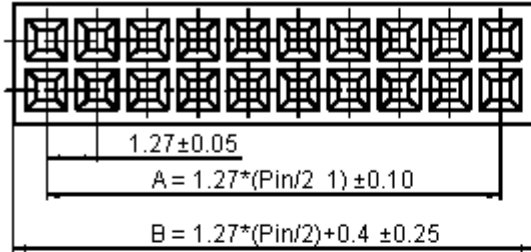


PART NO.

2200SB-20G-A1

REVISIONS

ECN #	REV	DESCRIPTION	DRAWN	DATE	CHECKD	DATE	APPRVD	DATE
-	A	RELEASED	Veena	28/7/08	Suresh	28/7/08	G. C	12/8/08



PCB Layout

Specifications:

- Current rating : 1.0A ac/dc.
- Voltage rating : 50V ac/dc.
- Maximum contact resistance : 20mΩ.
- Minimum insulation resistance : 1000MΩ.
- Withstanding voltage : 500V ac/minute.
- Operating temperature range : -25°C to +105°C.

Material:

- Insulator : High temperature plastic.
- Insulator colour : Black.
- Contact : Phosphor bronze.
- Plated : Gold plated.

Dimensions : Millimetres

This data sheet and its contents (the "Information") belong to the Premier Farnell Group (the "Group") or are licensed to it. No licence is granted for the use of it other than for information purposes in connection with the products to which it relates. No licence of any intellectual property rights is granted. The Information is subject to change without notice and replaces all data sheets previously supplied. The Information supplied is believed to be accurate but the Group assumes no responsibility for its accuracy or completeness, any error in or omission from it or for any use made of it. Users of this data sheet should check for themselves the Information and the suitability of the products for their purpose and not make any assumptions based on information included or omitted. Liability for loss or damage resulting from any reliance on the Information or use of it (including liability resulting from negligence or where the Group was aware of the possibility of such loss or damage arising) is excluded. This will not operate to limit or restrict the Group's liability for death or personal injury resulting from its negligence. SPC MULTICOMP is the registered trademark of the Group. © Premier Farnell plc 2008.

TOLERANCES:  
UNLESS OTHERWISE SPECIFIED, DIMENSIONS ARE FOR REFERENCE PURPOSES ONLY.

DRAWN BY:	DATE:
Veena	28/07/08
CHECKED BY:	DATE:
Suresh	28/07/08
APPROVED BY:	DATE:
G.Cook	12/08/08

DRAWING TITLE:			
PCB Socket - 2 Row, Vert, 20 Way			
SIZE	DWG NO.	ELECTRONIC FILE	REV
A	M10001275	1577753-1577756_2_DWG	A
SCALE: NTS		U.O.M.: mm	SHEET: 1 OF 2



PART NO.

2200SB-20G-A1

REVISIONS

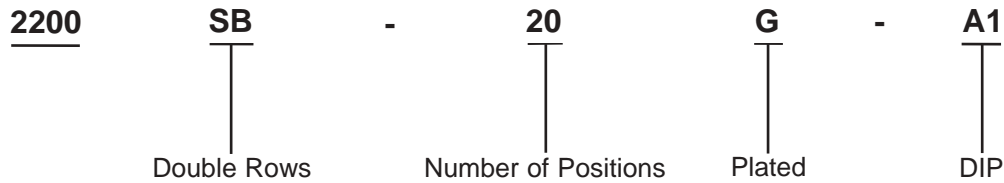
ECN #	REV	DESCRIPTION	DRAWN	DATE	CHECKD	DATE	APPRVD	DATE
-	A	RELEASED	Veena	28/7/08	Suresh	28/7/08	G. C	12/8/08

Specification Table

Number of Positions	A	B	Part Number
20	11.43	13.10	2200SB-20G-A1

Dimensions : Millimetres

Part Number Explanation:



Plated : G = Gold Plated.  
DIP : A1 = 2.2mm.

<http://www.farnell.com>

<http://www.newark.com>

<http://www.cpc.co.uk>

This data sheet and its contents (the "Information") belong to the Premier Farnell Group (the "Group") or are licensed to it. No licence is granted for the use of it other than for information purposes in connection with the products to which it relates. No licence of any intellectual property rights is granted. The Information is subject to change without notice and replaces all data sheets previously supplied. The Information supplied is believed to be accurate but the Group assumes no responsibility for its accuracy or completeness, any error in or omission from it or for any use made of it. Users of this data sheet should check for themselves the information and the suitability of the products for their purpose and not make any assumptions based on information included or omitted. Liability for loss or damage resulting from any reliance on the Information or use of it (including liability resulting from negligence or where the Group was aware of the possibility of such loss or damage arising) is excluded. This will not operate to limit or restrict the Group's liability for death or personal injury resulting from its negligence. SPC MULTICOMP is the registered trademark of the Group. © Premier Farnell plc 2008.

TOLERANCES:  
 UNLESS OTHERWISE SPECIFIED, DIMENSIONS ARE FOR REFERENCE PURPOSES ONLY.

DRAWN BY:	DATE:
Veena	28/07/08
CHECKED BY:	DATE:
Suresh	28/07/08
APPROVED BY:	DATE:
G.Cook	12/08/08

DRAWING TITLE:

PCB Socket - 2 Row, Vert, 20 Way

SIZE	DWG NO.	ELECTRONIC FILE	REV
A	M10001275	1577753-1577756_2_DWG	A
SCALE: NTS	U.O.M.: mm	SHEET: 2 OF 2	