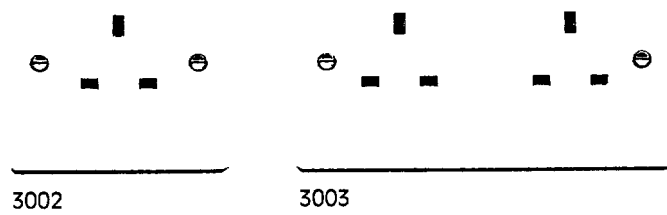


# MEM 13amp Socket Outlets

Delta Moulded Range 20

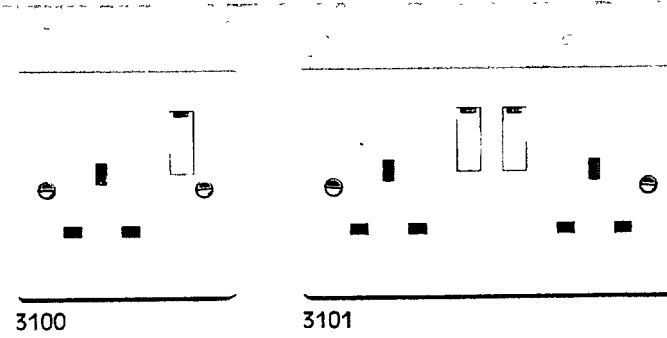
259-287 = 3650  
~~259~~ = 299

1147-681  
 682  
 683  
 684



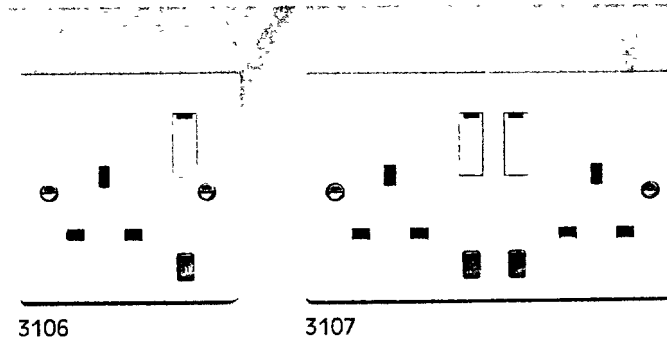
13amp socket outlets  
 unswitched, flush, to  
 BS1363

3002	1 gang
3003	2 gang

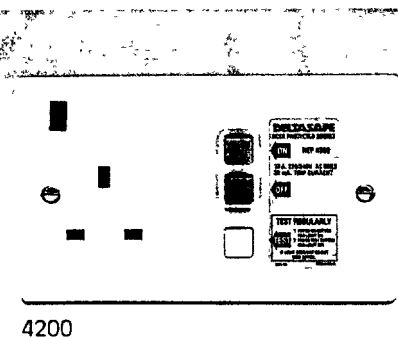


13amp socket outlets  
 double pole switched,  
 flush to BS1363

3100	1 gang
3101	2 gang




3106	1 gang with neon
3107	2 gang with neon

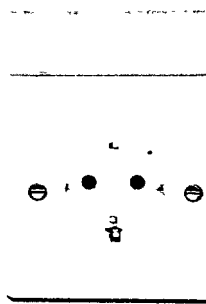


Deltasafe RCD socket,  
 30mA trip current 13amp  
 socket outlet to BS1363 and  
 BS4293

4200	RCD protected socket
4200PR	RCD protected socket, printed 'FOR EQUIPMENT OUTDOORS'
4200RED	RCD protected socket, red cover plate
4210	RCD protected socket, 10mA trip current



4200RED



3650

CEE7 socket outlet

3650	16amp socket outlet to CEE7 (export only)
------	--

Except where otherwise stated, 1 gang plate size is 86x86mm, fixing centres 60 3mm 2 gang plate size is 86x146mm, fixing centres 120 7mm