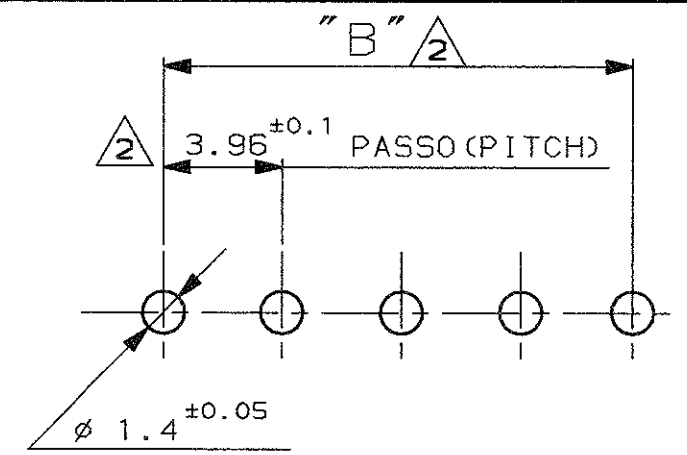
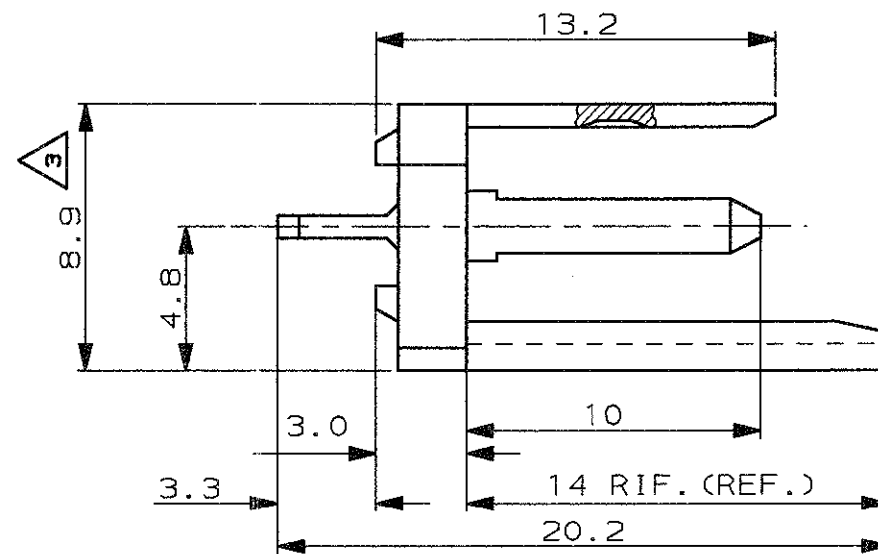
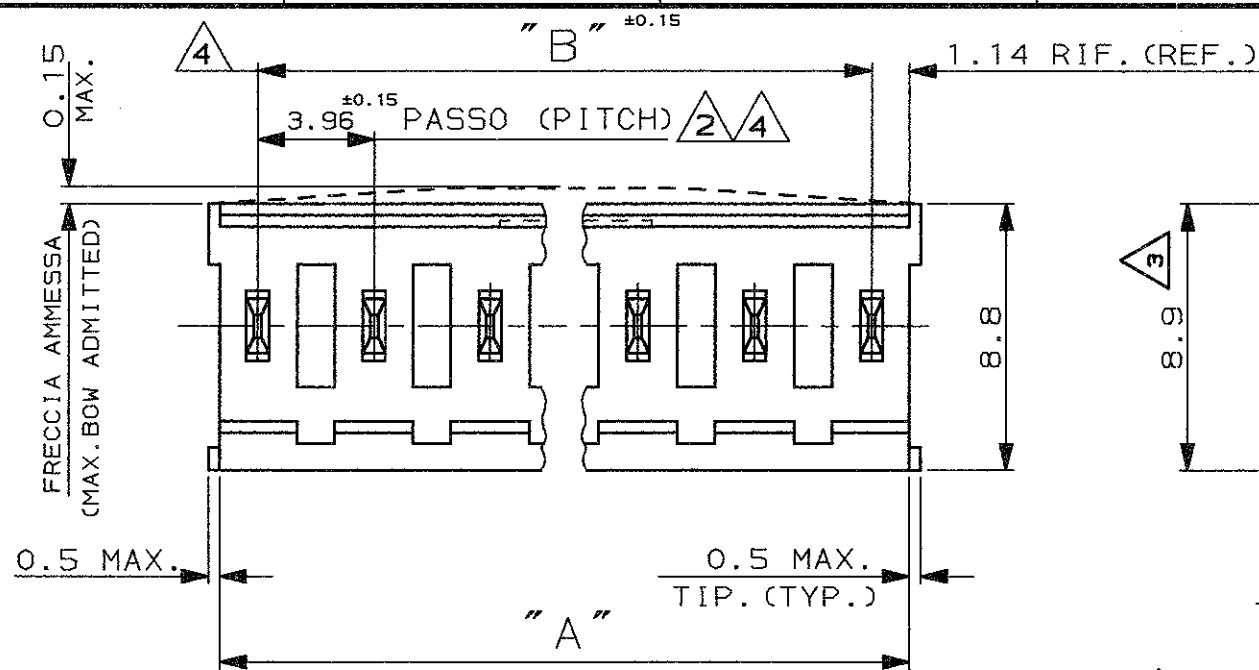


SCALA NON IMPEGNATIVA  
(DO NOT SCALE)  
DIMENSIONI IN mm  
(DIMENSIONS IN)

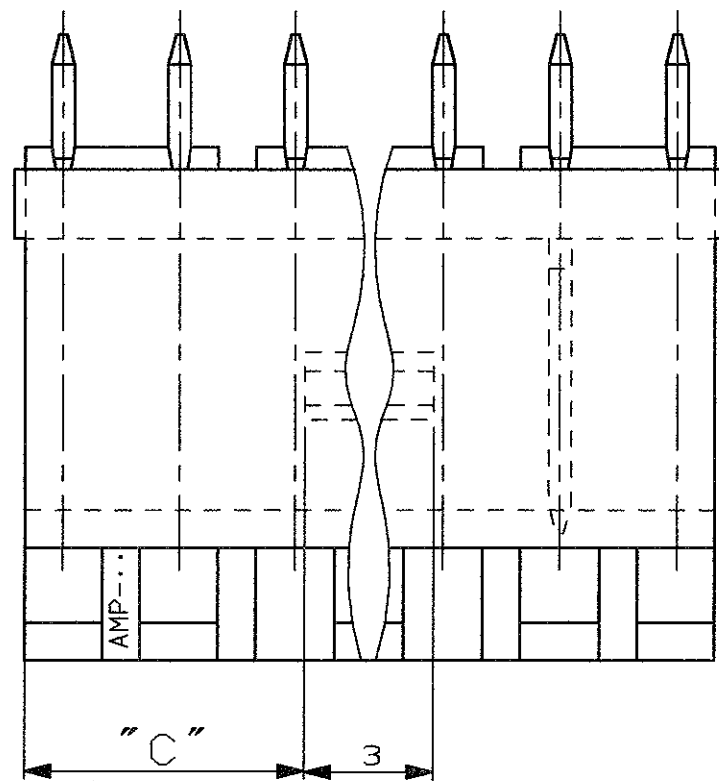
**METRIC**

PROIEZIONE EUROPEA  
(EUROPEAN PROJECTION)



DIMA DI FORATURA SU C.S.  
(RECOMMENDED P.C.B. HOLE PATTERN)

- 1 OBSOLETO (OBSOLETE)
- 2 TOLLERANZA NON CUMULATIVA (NOT CUMULATIVE TOLERANCE)
- 3 ALLA BASE (AT BASE)
- 4 DIMENSIONE MISURATA ALLA BASE DEI POSTS (POSTS BASE DIMENSION)
- 5 -
- 6 MATERIALE CONTATTO: BRONZO PER LA VERSIONE STAGNATA (CONTACT MATERIAL: PH BRONZE FOR TIN PLTD VERSION ONLY)
- 7 MATERIALE CONTATTO: OTTONE PER LA VERSIONE DORATA (CONTACT MATERIAL: BRASS FOR GOLD PLTD VERSION)
- 8 MATERIALE BLOCCHETTO: POLICARBONATO CARICATO VETRO, COLORE VERDE (HOUSING MAT'L: POLYCARBONATE GLASS FIBER FILLED, GREEN COLOUR)
- 9 MATERIALE BLOCCHETTO: POLIESTERE CARICATO VETRO, UL 94-V0, COLORE NERO (HOUSING MAT'L: POLYESTER GLASS FIBER FILLED, UL 94-V0, BLACK COLOUR)



2	6.2	3.96	1.6	6	9	284678-1	-	-	-
12	45.9	43.59	21.4	8	7	280614-1	280614-2	280614-4	280614-3
10	37.9	35.66	17.5	8	7	280613-1	280613-2	280613-4	280613-3
8	30.0	27.74	13.5	8	7	280612-1	280612-2	280612-4	280612-3
6	22.1	19.81	9.5	8	7	280611-1	280611-2	280611-4	280611-3
4	14.2	11.89	5.6	8	7	280610-1	280610-2	280610-4	280610-3
2	6.2	3.96	1.6	8	7	280609-1	280609-2	280609-4	280609-3
N° POS.	DIM. "A"	DIM. "B"	DIM. "C"	P.N. STAGNATO (TIN PLTD. VERSION)		DORATO 0.37µm AREA CONTATTO, STAGNATO NELLA ZONA A SALDARE (0.37µm GOLD PLTD ON CONTACT AREA, TIN PLTD ON SOLDER TAIL)	DORATO 0.76µm AREA CONTATTO, STAGNATO NELLA ZONA A SALDARE (0.76µm GOLD PLTD ON CONTACT AREA, TIN PLTD ON SOLDER TAIL)	DORATO 1.27µm AREA CONTATTO, STAGNATO NELLA ZONA A SALDARE (1.27µm GOLD PLTD ON CONTACT AREA, TIN PLTD ON SOLDER TAIL)	

N	REVISED PER ET00-0071-94	C.C.	24-03 '94	CUSTOMER DRAWING FOR REFERENCE ONLY	DISEGNO PER CLIENTE SOLO PER RIFERIMENTO
M	CANCELLED 1A79-5269 15POS. OBSOLETE PN 280614-4, REDRAWN	C.C.	6-91		
L	ADDED 0.76µm GOLD VERSION	A.B.	6-85	THIS DRAWING IS UNPUBLISHED RELEASE FOR PUBLICATION 19	
J	ADDED P.C.B. LAYOUT	Z.R.	1-83	© COPYRIGHT 19 BY AMP INCORPORATED, HARRISBURG, PA. ALL INTERNATIONAL RIGHT RESERVED. AMP PRODUCTS MAY BE COVERED BY U.S. AND FOREIGN PATENT AND/OR PATENT PENDING	
H	ADDED FINISH NOTE	A.B.	10-82	TOLLERANZE: SE NON DIVERSAMENTE SPECIFICATO	DIAM. ISOLANTE (INS. DIA. RANGE)
G	ADDED 1A79-5268 FOR 15 POS.	A.L.	11-79	(TOLERANCES, UNLESS OTHERWISE SPECIFIED)	RANGO FILO (WIRE RANGE)
F	REVISED DIM 14	A.L.	9-79	± 0.4	SCALA (SCALE)
E	ADDED DASH 3	R.G.	9-78	ANGOLI (ANGLES)	± 2°
D	RELEASED FOR DASH 1	P.C.	3-77	DIS. (DR.) 27-06-1991	
C	ADDED DASH 1	M.F.	3-76	C. CORDOLA	
B	REVISED	M.F.	3-92	CONT. (CHK.) R. Cantore	
A	RELEASED	V.R.	9-75	6-3-1991	
REV. (REV. LTR.)	REVISIONI (REVISION RECORD)	DIS. (DR.)	REV. (REV. LTR.)	DESCRIZIONE (DESCRIPTION) AMP-MODU MODI STRAIGHT VERSION POST SUPPORT ASS'Y	
				LOC. (LOC.)	NUMERO (DWG NO)
				I A3 C-280609 R 1 DI (OF) 1	

R	ADDED P/N 284678-1 AND DELETED NOTE 5 "NOT IN PRODUCTION" ET00-0315-00	R.F.	20 NOV 1987
P	OBSOLETE P/N 280614-3 ET00-0244-97	F.B.	20 NOV 1987
REV. (REV. LTR.)	REVISIONI (REVISION RECORD)	DIS. (DR.)	REV. (REV. LTR.)

DISTRIBUZIONE (PRINT DIST.)