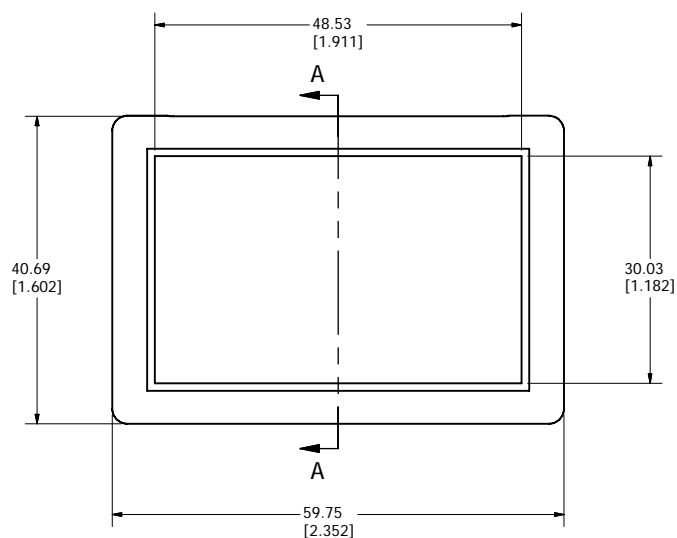

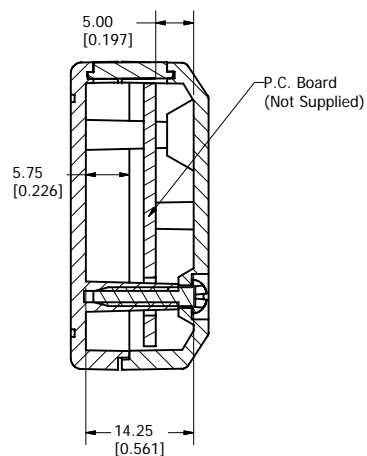


Top View of Assembly




SECTION A-A
(Side Inside Assembly)

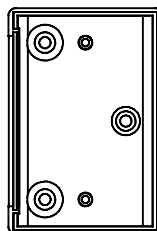


(Interactive Model)

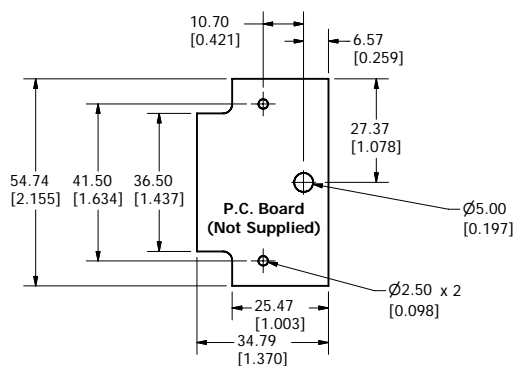
End View of Assembly



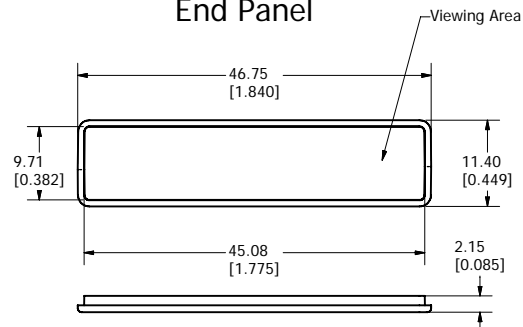
Inside Bottom Cover



Maximum P.C. Board Size



End Panel



PART NUMBERS		
Clipper Enclosure		
Black Enclosure		001100
Grey Enclosure		001111
INCLUDES		
#	Description	Material
1	Enclosure	FR ABS
1	End Panel	FR ABS
3	Cover Screws #2x1/2 Pan Head	
ACCESSORIES		
Black Pocket Clip		001151
Grey Pocket Clip		001152
Infra Red Panel		001150