

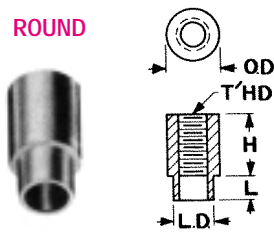
SWAGE/FORCE FIT STANDOFFS

Designers' Choice

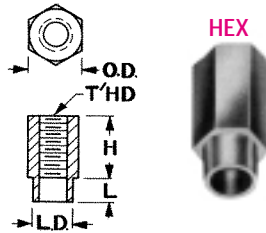


SWAGE THREADED STANDOFFS

ROUND



HEX



SPECIFICATIONS:

Brass: per ASTM-B16

Nickel Plate: QQ-N-290

ROUND CAT. NO.	H Height Above Panel	L Shank Length	For Panel Thickness	LD Shank Diameter	HEX CAT. NO.
2-56 THREAD × .156 O.D. (5/32")					
1589-2	.125	.109	1/16	.125	1731-2
1590-2	.187	.109	1/16	.125	1734-2
1591-2	.250	.109	1/16	.125	1740-2
1596-2	.375	.109	1/16	.125	1743-2
4-40 THREAD × .187 O.D. (3/16")					
2260-2	.125	.109	1/16	.139	2270-2
2261-2	.187	.109	1/16	.139	2271-2
2262-2	.250	.109	1/16	.139	2272-2
2263-2	.375	.109	1/16	.139	2273-2
2264-2	.500	.109	1/16	.139	2274-2
4-40 THREAD × .250 O.D. (1/4")					
1560 A	.125	.109	1/16	.187	1653-2
1560 F	.125	.140	3/32	.187	1653-3
1790-2	.187	.109	1/16	.187	1746-2
1790-3	.187	.140	3/32	.187	1746-3
1650-2	.250	.109	1/16	.187	1627-2
1650-3	.250	.140	3/32	.187	1627-3
1651-2	.375	.109	1/16	.187	1628-2
1651-3	.375	.140	3/32	.187	1628-3
1623-2	.500	.109	1/16	.187	1629-2
1623-3	.500	.140	3/32	.187	1629-3
1624-2	.625	.109	1/16	.187	1654-2
1624-3	.625	.140	3/32	.187	1654-3
1625-2	.750	.109	1/16	.187	1655-2
1625-3	.750	.140	3/32	.187	1655-3
1792-2	.875	.109	1/16	.187	1749-2
1792-3	.875	.140	3/32	.187	1749-3
1652-2	1.000	.109	1/16	.187	1630-2
1652-3	1.000	.140	3/32	.187	1630-3
6-32 THREAD × .250 O.D. (1/4")					
1560 B	.125	.109	1/16	.187	1620-2
1560 C	.125	.140	3/32	.187	1620-3
1612-2	.187	.109	1/16	.187	1752-2
1612-3	.187	.140	3/32	.187	1752-3
1546	.250	.109	1/16	.187	1621-2
1546 B	.250	.140	3/32	.187	1621-3
1546 D	.250	.171	1/8	.187	1621-4
1561 B	.375	.109	1/16	.187	1622-2
1561 C	.375	.140	3/32	.187	1622-3
1561 D	.375	.171	1/8	.187	1622-4
1604-2	.500	.109	1/16	.187	1758-2
1604-3	.500	.140	3/32	.187	1758-3
1604-4	.500	.171	1/8	.187	1758-4
1605-2	.625	.109	1/16	.187	1759-2
1605-3	.625	.140	3/32	.187	1759-3
1608-2	.750	.109	1/16	.187	1761-2
1608-3	.750	.140	3/32	.187	1761-3
1796-2	.875	.109	1/16	.187	1775-2
1796-3	.875	.140	3/32	.187	1775-3
1609-2	1.000	.109	1/16	.187	1784-2
1609-3	1.000	.140	3/32	.187	1784-3

STAKING TOOLS FOR SWAGE STANDOFFS

Precision made tools-heat treated and plater. Will give your job the professional appearance. Set of tools consists of: Top Staking Tool and Anvil.



CAT.NO.TL-19	For Bushing 5/32 OD with 2-56 Thd.
CAT.NO.TL-20	For Bushing 1/4 OD with 4-40 Thd.
CAT.NO.TL-21	For Bushing 1/4 OD with 6-32 Thd.

A broaching-type fastener/standoff for installation in panels and circuit boards .060 inch and thicker made of plastic and other non-ductile materials. Available threaded or with clearance holes. Easy to install, pressed into punched or drilled holes.

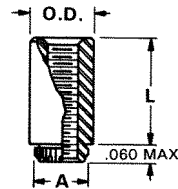
MATERIALS: Stainless Steel
per ASTM-A581/A582

Mounting Holes:

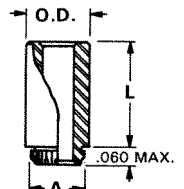
- .147 hole for 2-56.
- .166 hole for 4-40.
- .213 hole for 6-32.

Tolerance on Mounting Holes:

+ .003/- .000.



Threaded



Clear Hole

THREADED

CAT. NO.	THREAD	"L" LENGTH	O.D.	"A"
4860	2-56	.065	.219	.165
4861	4-40	.065	.219	.184
4862	4-40	.125	.219	.184
4863	4-40	.250	.219	.184
4864	4-40	.375	.219	.184
*4865	4-40	.500	.219	.184
4866	6-32	.065	.281	.231
4867	6-32	.125	.281	.231
4868	6-32	.250	.281	.231
4869	6-32	.375	.281	.231
*4870	6-32	.500	.281	.231

*Thread depth .375

CLEAR HOLE

CAT. NO.	I.D.	LENGTH	O.D.	"A"
4850	#4 (.116)	.065	.219	.184
4851	#4 (.116)	.125	.219	.184
4852	#4 (.116)	.250	.219	.184
4853	#4 (.116)	.375	.219	.184
4854	#4 (.116)	.500	.219	.184
4855	#6 (.143)	.065	.281	.231
4856	#6 (.143)	.125	.281	.231
4857	#6 (.143)	.250	.281	.231
4858	#6 (.143)	.375	.281	.231
4859	#6 (.143)	.500	.281	.231

CUSTOM SPACERS & STANDOFFS

Keystone is fully integrated to meet your total design & production needs.

Manufacturing custom designs & modifications of standard items is our specialty.

Quotations on special spacers & standoffs furnished promptly upon receipt of sample, sketch, print or CAD drawings.