

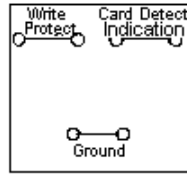
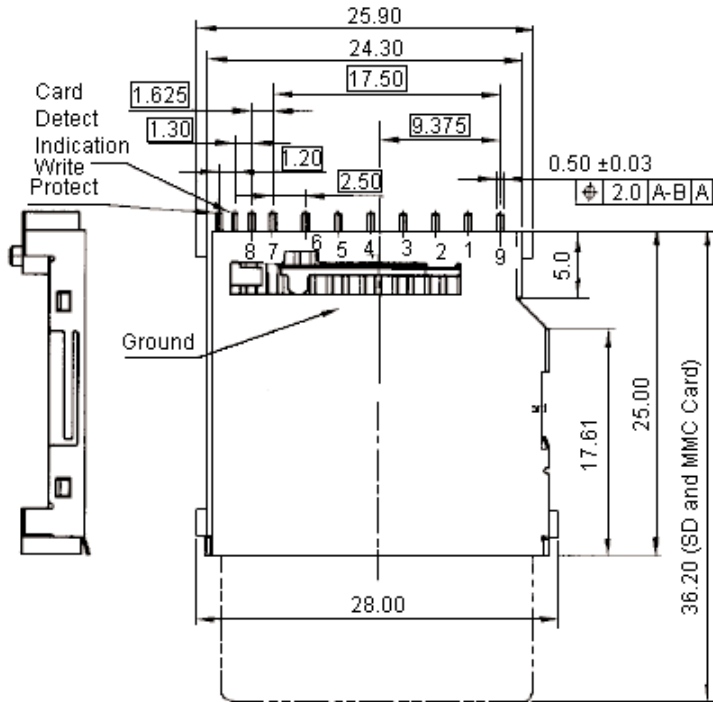


PART NO.

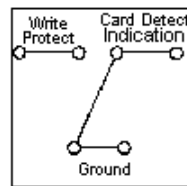
SDCMF-10915W0T1

REVISIONS

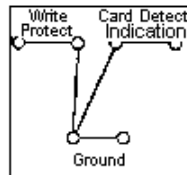
ECN #	REV	DESCRIPTION	DRAWN	DATE	CHECKD	DATE	APPRVD	DATE
-	A	RELEASED	Kiran	17/04/09	Suresh	17/04/09	Farnell	01/05/09



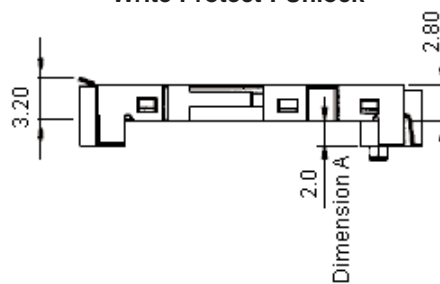
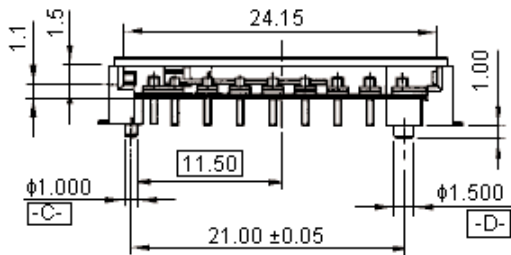
Without Card



Card Inserted
Write Protect : Lock



Card Inserted
Write Protect : Unlock



Dimensions : Millimetres

This data sheet and its contents (the "Information") belong to the Premier Farnell Group (the "Group") or are licensed to it. No licence is granted for the use of it other than for information purposes in connection with the products to which it relates. No licence of any intellectual property rights is granted. The Information is subject to change without notice and replaces all data sheets previously supplied. The Information supplied is believed to be accurate but the Group assumes no responsibility for its accuracy or completeness, any error in or omission from it or for any use made of it. Users of this data sheet should check for themselves the Information and the suitability of the products for their purpose and not make any assumptions based on information included or omitted. Liability for loss or damage resulting from any reliance on the Information or use of it (including liability resulting from negligence or where the Group was aware of the possibility of such loss or damage arising) is excluded. This will not operate to limit or restrict the Group's liability for death or personal injury resulting from its negligence. SPC MULTICOMP is the registered trademark of the Group. © Premier Farnell plc 2009.

TOLERANCES:

UNLESS OTHERWISE SPECIFIED, DIMENSIONS ARE FOR REFERENCE PURPOSES ONLY.

DRAWN BY:	DATE:
Kiran	17/04/09
CHECKED BY:	DATE:
Suresh	17/04/09
APPROVED BY:	DATE:
Farnell	01/05/09

DRAWING TITLE:

SD Memory Card Connector Type C

SIZE	DWG NO.	ELECTRONIC FILE	REV
A	M10002118	74272_DWG	A
SCALE: NTS	U.O.M.: mm	SHEET: 1 OF 3	

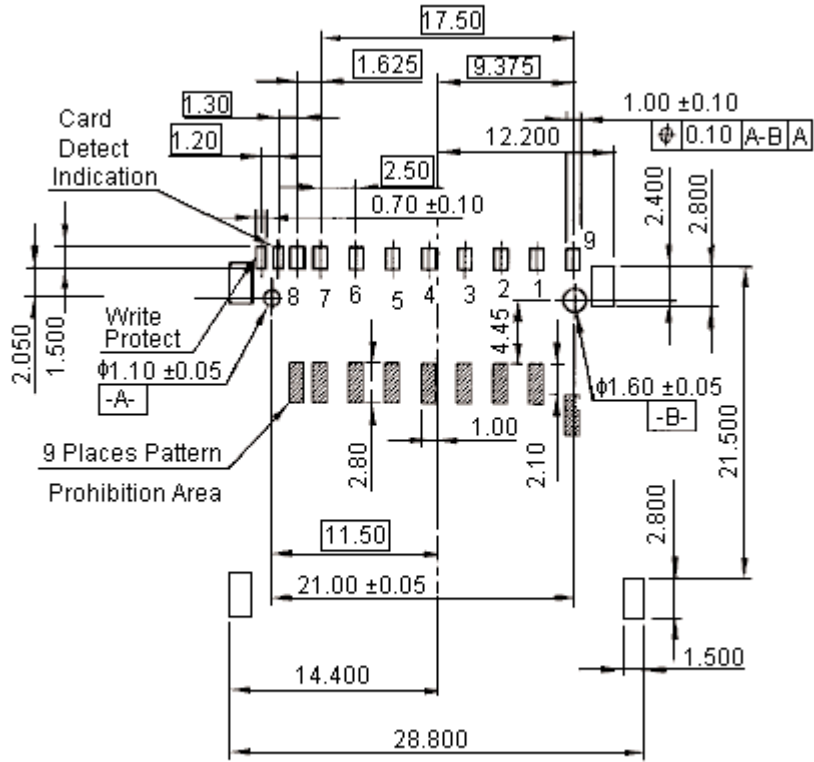


PART NO.

SDCMF-10915W0T1

REVISIONS

ECN #	REV	DESCRIPTION	DRAWN	DATE	CHECKD	DATE	APPRVD	DATE
-	A	RELEASED	Kiran	17/04/09	Suresh	17/04/09	Farnell	01/05/09



PC Board Layout Component Side

Dimensions : Millimetres

This data sheet and its contents (the "Information") belong to the Premier Farnell Group (the "Group") or are licensed to it. No licence is granted for the use of it other than for information purposes in connection with the products to which it relates. No licence of any intellectual property rights is granted. The Information is subject to change without notice and replaces all data sheets previously supplied. The Information supplied is believed to be accurate but the Group assumes no responsibility for its accuracy or completeness, any error in or omission from it or for any use made of it. Users of this data sheet should check for themselves the Information and the suitability of the products for their purpose and not make any assumptions based on information included or omitted. Liability for loss or damage resulting from any reliance on the Information or use of it (including liability resulting from negligence or where the Group was aware of the possibility of such loss or damage arising) is excluded. This will not operate to limit or restrict the Group's liability for death or personal injury resulting from its negligence. SPC MULTICOMP is the registered trademark of the Group. © Premier Farnell plc 2009.

TOLERANCES:

UNLESS OTHERWISE SPECIFIED, DIMENSIONS ARE FOR REFERENCE PURPOSES ONLY.

DRAWN BY:	DATE:
Kiran	17/04/09
CHECKED BY:	DATE:
Suresh	17/04/09
APPROVED BY:	DATE:
Farnell	01/05/09

DRAWING TITLE:

SD Memory Card Connector Type C

SIZE	DWG NO.	ELECTRONIC FILE	REV
A	M10002118	74272_DWG	A
SCALE: NTS	U.O.M.: mm	SHEET: 2 OF 3	

