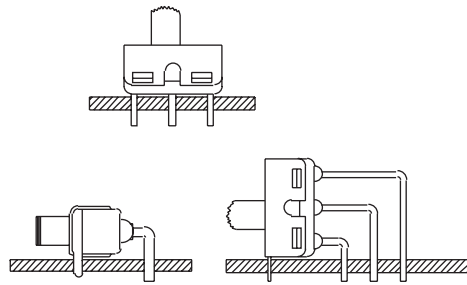


## SERIES 48A Slide Switches

### FEATURES

- Save Space and Weight
- SPDT and DPDT Circuitry
- Choice of Actuators and Terminations



### MODELS In inches (and millimeters)

#### SPDT



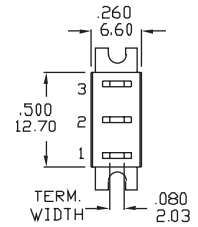
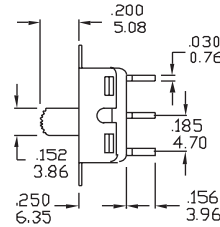
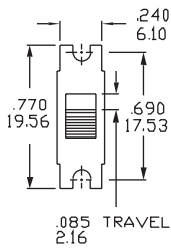
Model No.	Switching Position		
SSP1	ON	NONE	ON
SSP2	ON	NONE	(ON)
SSP3	ON	OFF	ON
Term. Comm.	2-3	OPEN	2-1

( ) = Momentary

Schematic

O2Comm.

1 3 •



#### DPDT



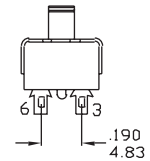
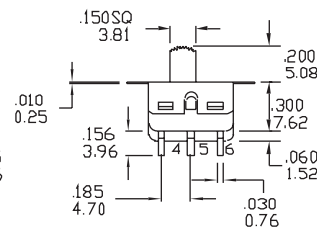
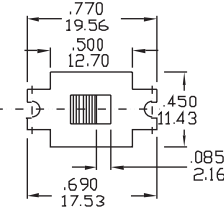
Model No.	Switching Position		
SSP1	ON	NONE	ON
SSP3	ON	OFF	ON
Term. Comm.	2-1, 5-4	OPEN	2-3, 5-6

( ) = Momentary

Schematic

O2Comm. O5Comm.

1 3 • - 4 6 •



### ACTUATOR OPTIONS In inches (and millimeters)

S1	S2	S3	S4
<p>Std</p>			

**ACTUATOR OPTIONS** In inches (and millimeters)

<p><b>S5</b> For DPDT Only</p>	<p><b>S6</b></p>	<p><b>S7</b></p>	<p><b>T1</b> For DPDT Only</p>
--------------------------------	------------------	------------------	--------------------------------

**TERMINATION OPTIONS** In inches (and millimeters)

<p><b>M1</b> Solder Lug</p>	<p><b>M2</b> P.C. Mount (Std)</p>	<p><b>M3</b> P.C. Mount, Quick Connect</p>
-----------------------------	-----------------------------------	--

**M6** Right Angle P.C. Mount, Horizontal Actuation

**SPDT**

P.C. MOUNTING

P.C. MOUNTING

**DPDT**

P.C. MOUNTING

P.C. MOUNTING

**M7** Right Angle P.C. Mount, Vertical Actuation

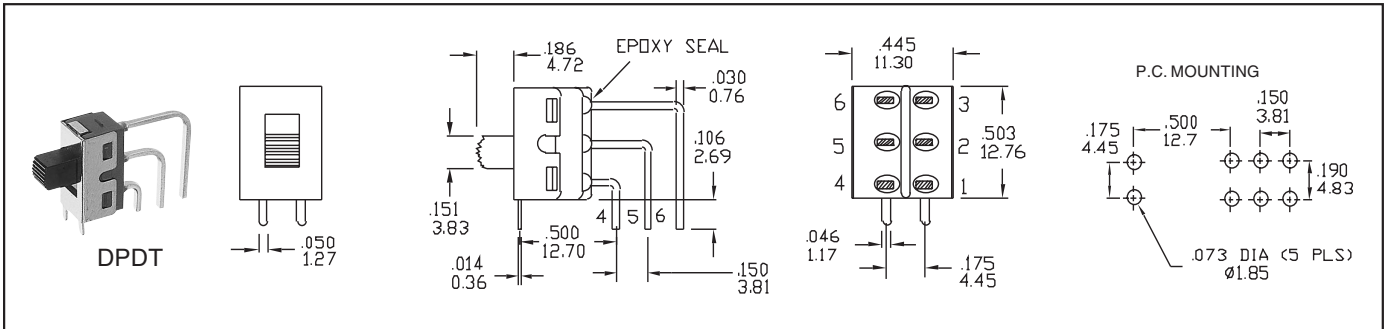
**SPDT**

P.C. MOUNTING

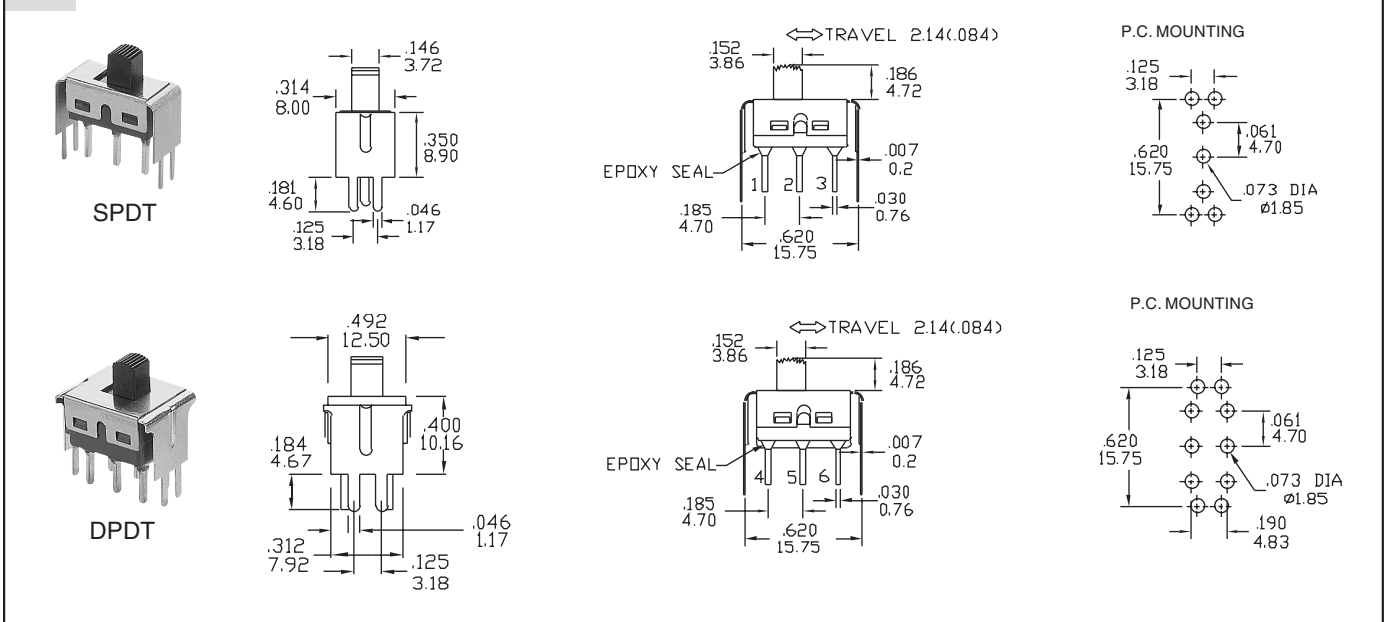
P.C. MOUNTING

Slide Switches

**TERMINATION OPTIONS** In inches (and millimeters)



**V2 Vertical Bracket P.C. Mount**



**SPECIFICATIONS RATINGS**

**Contact Rating:** Q option- 5A with resistive load @ 125 VAC or 28 VDC; 2A with resistive load @ 250 VAC. R option- 0.4VA max @ 20 Vmax (AC or DC)  
**Electrical Life:** 30,000 cycles at full load  
**Contact Resistance:** 10 milliohms max. initial @ 2-4 VDC, 100 mA

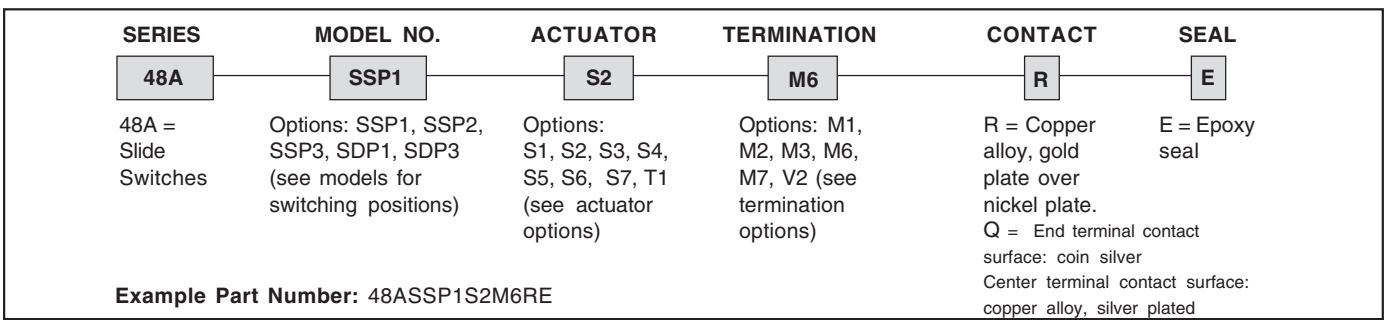
**Insulation Resistance:** 1,000 megaohms minimum  
**Dielectric Strength:** 1,500 V RMS @ sea level  
**Operating Temperature:** -30°C to 85°C

**Slide Handle:** Nylon  
**Contacts:** Gold plated  
**Center Contact & Terminals:** Copper alloy, gold plated  
**Terminal Seal:** Epoxy

**MATERIALS**

**Case:** Diallyl phthalate (DAP) (UL94V-0)  
**Housing:** Stainless steel

**ORDERING INFORMATION**



Available from your local Grayhill Component Distributor. For prices and discounts, contact a local Sales Office, an authorized local Distributor or Grayhill.