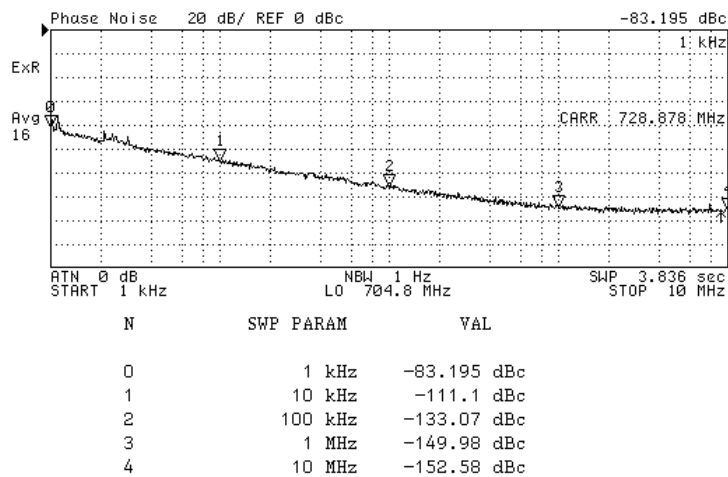


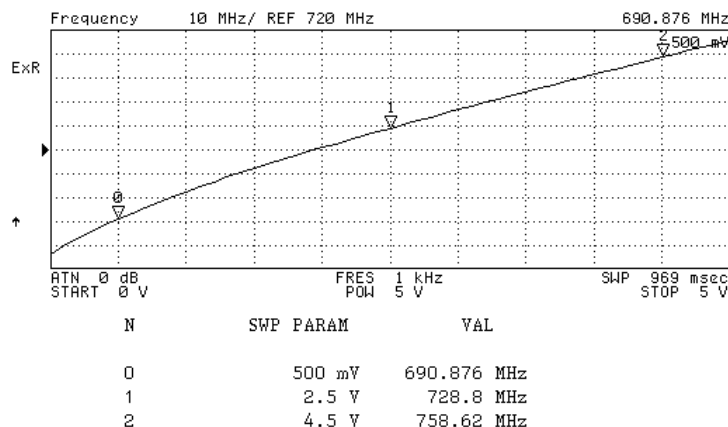


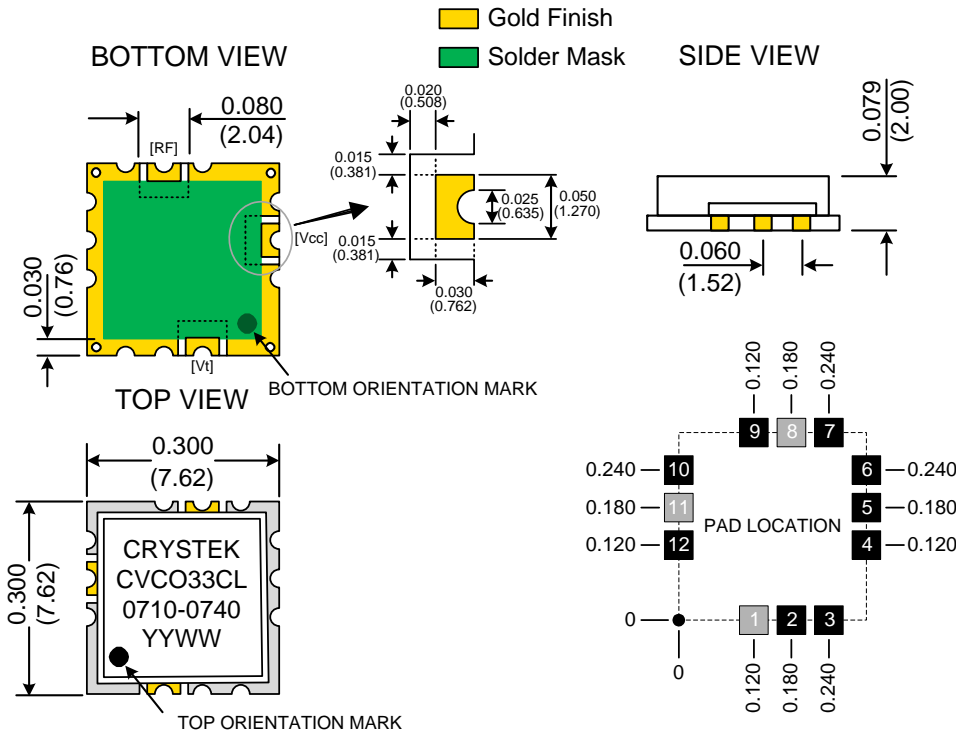
PERFORMANCE SPECIFICATION	MIN	TYP	MAX	UNITS
Lower Frequency:			710	MHz
Upper Frequency:	740			MHz
Tuning Voltage:	0.5		4.5	VDC
Supply Voltage:	4.75	5.0	5.25	VDC
Output Power:	0	+2.5	+5.0	dBm
Supply Current:			20	mA
Harmonic Suppression (2 <sup>nd</sup> Harmonic):		-15		dBc
Pushing:		0.5		MHz/V
Pulling, all Phases:		1.0		MHz pk-pk
Tuning Sensitivity:		12		MHz/V
Phase Noise @ 10kHz offset:		-110		dBc/Hz
Phase Noise @ 100kHz offset:		-132		dBc/Hz
Load Impedance:		50		$\Omega$
Input Capacitance:			180	pF
Operating Temperature Range:	-40		+85	$^{\circ}$ C
Storage Temperature Range:	-45		+90	$^{\circ}$ C

Phase Noise  
(1 Hz BW, Typical)



Tuning Curve  
(Typical)

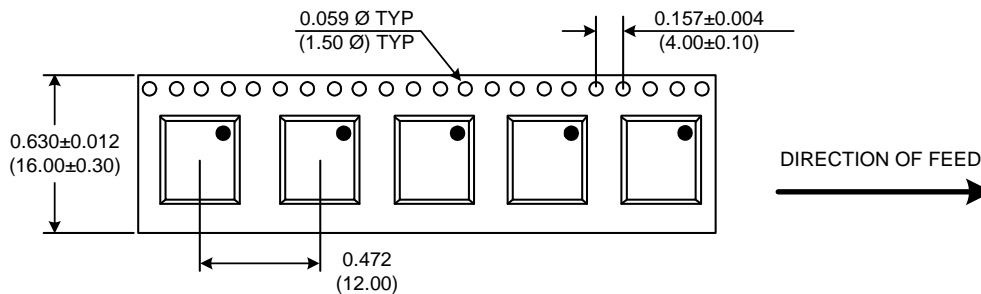




Pad	Connection
1	Vt
8	RF-OUTPUT
11	Vcc
Others	GROUND

- Unless otherwise specified, Dimensions are in:  $\frac{IN}{(mm)}$
- Pad Location Dimensions are in: Inches

**TAPE AND REEL**



Drawing not to scale

**Product Control:**

Crystek Part Number:	CVCO33CL-0710-0740	Release Date:	20-Feb-08
Revision Level:	B	Responsible:	C. Vales

Specification is subject to change without notice

Page 2 of 2