

UTS screw termination contacts



Technical characteristics

Mechanical

- Durability: 250 matings & unmatings
- Thermal shock: 5 cycles 30 min. from -40°C to 105°C per MIL-STD 1344 method 1003
- Screw tightening torque: 40 Ncm

Electrical

- Current per contact max.: 13A
- Insulation resistance: ≥ 5000 MΩ
- Test potential: 2000 VAC
- Working voltage: up to 400V class III, PD 2 as per VDE up to 500V as per UL1977 see page 7 for more details
- Wire acceptance: 0.5mm² to 2.5mm²

Environmental

- Operating temperature: -40°C to + 105°C
- Flammability rating: UL94-V0
- Sealing (mated): Dynamic IP68/IP69K
- UV resistant: No mechanical degradation or important variation of color after 5 years of exposure in natural environment (equivalence exposure to sun and moisture as per ISO4892)
- Salt spray: 500 hours

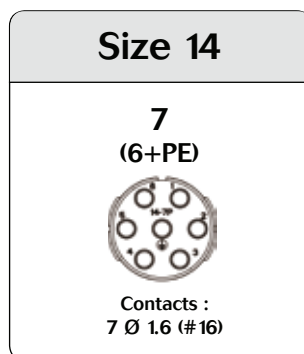
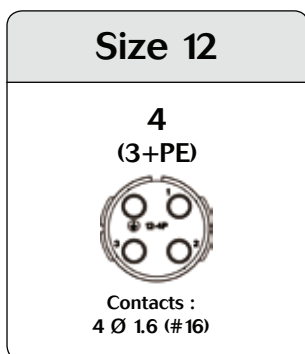
Material

- Connectors + Backshells: Thermoplastic
- Contacts: High conductive copper alloy Min. 0.4µm gold plating
- RoHS compliant & conform to the Chinese standard SJ/T1166-2006 (Chinese RoHS equivalent)

Ordering information

Type	UTS	6	JC	12	4	P	SCR
Connector type							
1 In-line receptacle							
6 Cable plug							
7 Jam nut receptacle							
Backshell	JC: IP68/IP69K backshell (only plug + In-line connectors)						
Shell size	12 or 14						
Number of contacts	4 or 7						
Type of contacts	P: Pin contacts / S: Socket contacts						
Contact termination	SCR: Screw termination						

UTS screw termination contact arrangements



UTS : Your first choice in waterproof connectors !



UTS screw termination contacts

Connector accommodation

UTS screw termination contact

UTS connector with screw termination contacts are fully intermateable and interchangeable with the UTS crimp and solder versions.

Screw termination contacts

Plug with crimp, solder or screw termination contacts

Crimp or solder contacts

Range presentation

Jam nut receptacle

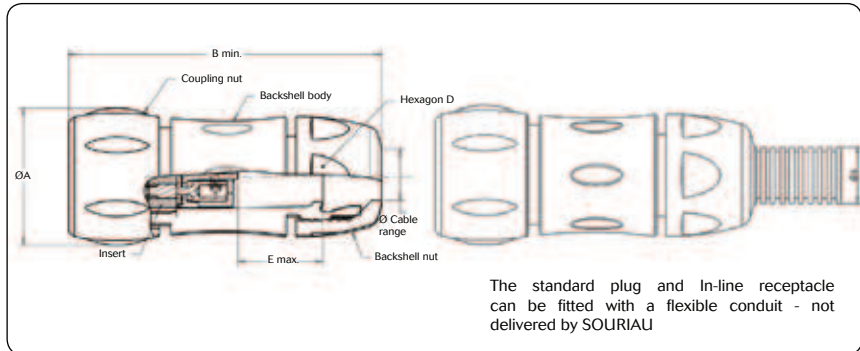
Shell size	Layout	Part numbers male contact	Part numbers female contact	A	B	C male	C female	D	E	F	G	H
12	12-4	UTS7124PSCR	UTS7124SSCR	19.0	19.3	46.5	38.3	3.2	31.8	27.0	21.2	22.5
14	14-7	UTS7147PSCR	UTS7147SSCR	22.2	19.3	52.5	44.4	3.2	34.9	30.2	24.3	25.7

UTS : Your first choice in waterproof connectors !

UTS screw termination contacts



Cable plug

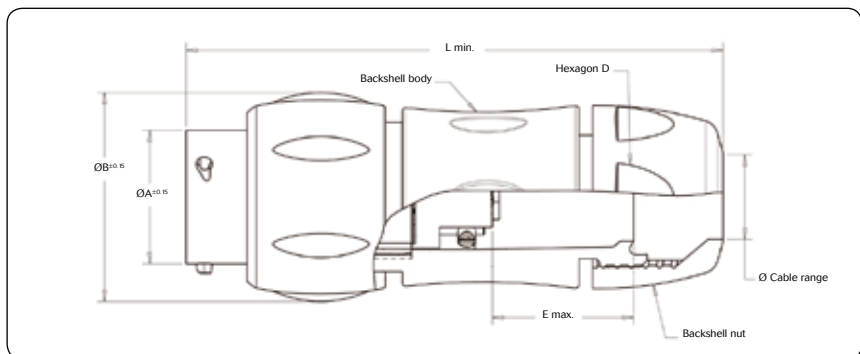


Shell size	Layout	Part numbers male contacts	Part numbers female contacts	Ø A	B	Ø Cable range Standard seal	Ø Cable range Reducing seal	Hexagon D	E (male)	E (female)
12	12-4	UTS6JC124PSCR	UTS6JC124SSCR	29.7	66.7	5.0 / 12.0	3.0 / 9.0	24.0	15.1	22.8
14	14-7	UTS6JC147PSCR	UTS6JC147SSCR	34.6	71.5	7.0 / 14.0	5.0 / 12.0	26.0	18.95	26.7

Coloured ring supplied as optional extra (see page 72).



In-line receptacle



Shell size	Layout	Part numbers male contacts	Ø A	B	L	Ø Cable range Standard seal	Ø Cable range Reducing seal	Hexagon D	E
12	12-4	UTS1JC24PSCR	19.0	29.7	74.0	5.0 / 12.0	3.0 / 9.0	24.0	21.5
14	14-7	UTS1JC147PSCR	22.2	34.6	78.5	7.0 / 14.0	5.0 / 12.0	26.0	26.5

Coloured ring supplied as optional extra (see page 72).

UTS : Your first choice in waterproof connectors !