


938-919 To 939-055

BOSS

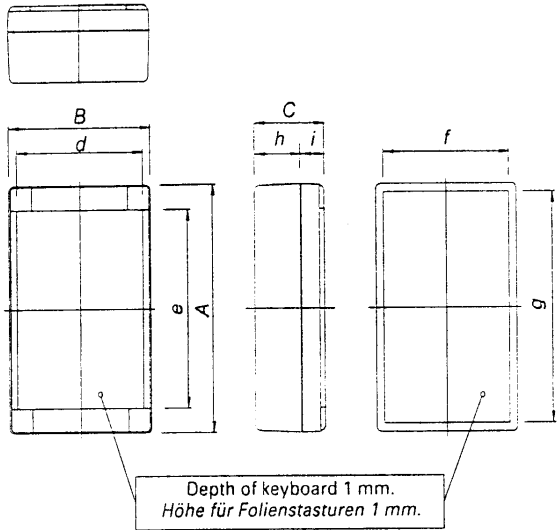


Series 700

A new range of enclosures in high impact ABS to meet various solutions within the Industrial Electronic and Electrical industries.

This range in ABS resistant up to 85 °C and with 'O' ring gasket. will comply to IP 65

BOSS



| Code | A | B | C | d | e | f | g |
|---------|-------|-----|----|-------|-------|-------|-------|
| | (mm.) | | | | | | |
| 7001/11 | 90 | 55 | 25 | 45,3 | 61,2 | 46,3 | 81,3 |
| 7002/12 | 90 | 55 | 40 | 45,3 | 61,2 | 46,3 | 81,3 |
| 7003/13 | 110 | 85 | 35 | 75,2 | 81,2 | 75,2 | 100,2 |
| 7004/14 | 127 | 75 | 30 | 65,2 | 98,2 | 65,2 | 117,2 |
| 7005/15 | 127 | 75 | 45 | 65,2 | 98,2 | 65,2 | 117,2 |
| 7006/16 | 145 | 90 | 45 | 80,2 | 116,2 | 80,2 | 135,2 |
| 7007/17 | 190 | 120 | 60 | 109,2 | 160,2 | 110,2 | 180,2 |
| 7008/18 | 220 | 145 | 50 | 134,8 | 190,5 | 135,2 | 210,2 |
| 7009/19 | 220 | 145 | 80 | 134,8 | 190,5 | 135,2 | 210,2 |

7001/11
7002/12

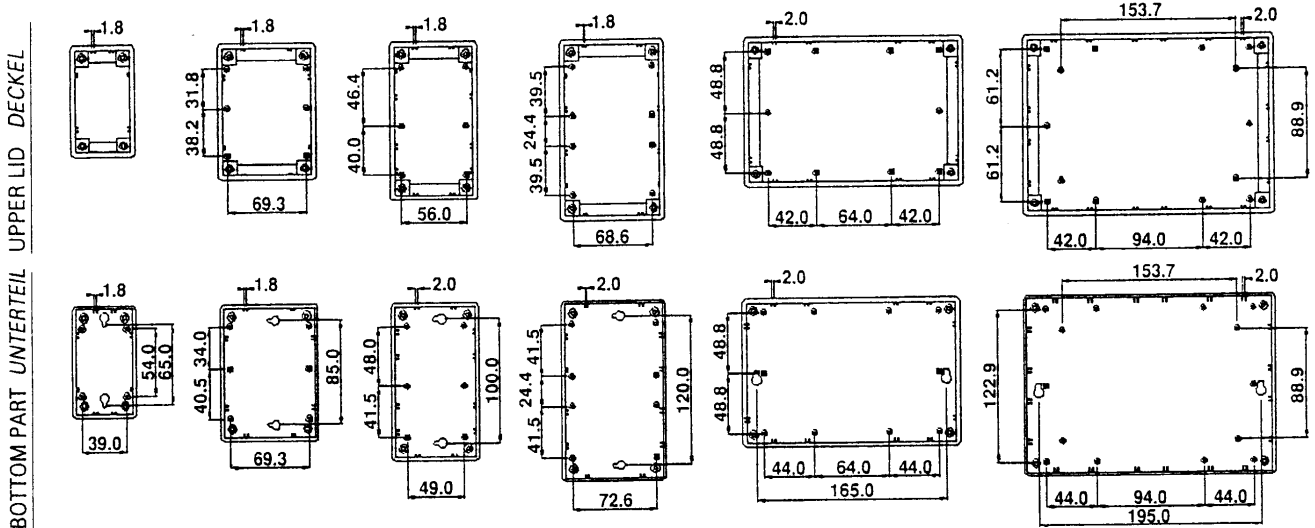
7003/13

7004/14
7005/15

7006/16

7007/17

7008/18
7009/19



Accessories / Zubehör

GASKET DICHTUNG

'O' ring neoprene gasket to IP 65 specification against dust, moisture and oil. Resistant to 85 °C.

O-Ring aus Neopren für IP 65 - Spezifikation
Temperaturfest bis 85 °C.

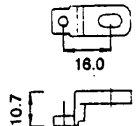
| Box Gehäuse | Code | Box Gehäuse | Code |
|--------------------|---------|--------------------|---------|
| 7001/11 7002/12 | BIM 712 | 7006/16 | BIM 706 |
| 7003/13 | BIM 703 | 7007/17 | BIM 707 |
| 7004/14 7005/15 | BIM 745 | 7008/18 7009/19 | BIM 789 |

WALL MOUNTING KIT WANDBEFESTIGUNGSWINKEL

Allows the box to be mounted to the wall on other structures. Distance between case and wall, 1,5 mm., mounted from the lid, and 9,5 mm. mounted from the bottom.
Made in ABS, colour similar to RAL 7035 grey.

Mit BefestigungsKit wahlweise am Deckel zu Montieren (Wandabstand 1,5 mm.) oder am Boden zu fixieren (Wandabstand 9,5 mm.). Alternativ ohne Kit mittels Pre-cut-Löchern im Bodenteil auf Unterlage zu montieren.

| Code | Bim Wall Mounting Kit |
|------|-----------------------|
| | |



BOSS

INDUSTRIAL MOULDINGS LTD

James Carter Road, Mildenhall
Suffolk IP28 7DE England
Tel. +44 1638 716101
Fax +44 1638 71 65 54

BOSS witholds the right to modify the data in the present catalogue without prior notice.

BOSS behält sich vor, Weiterentwicklungen und Verbesserungen der Gehäuse-Linien ohne vorherige Ankündigung durchzuführen.

7001/11
7002/12

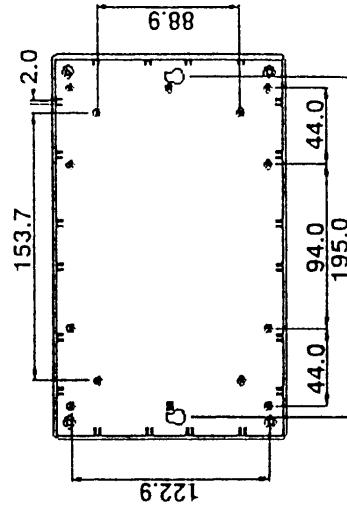
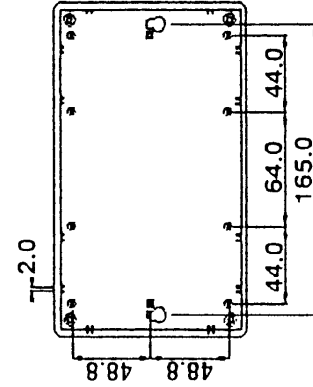
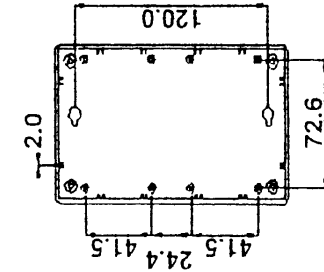
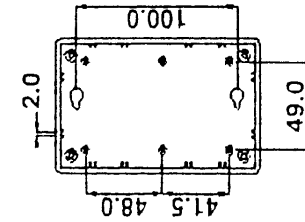
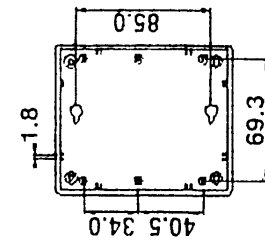
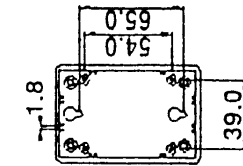
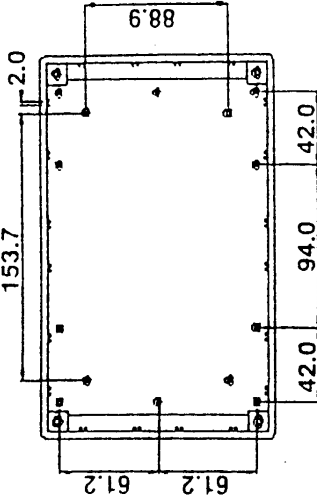
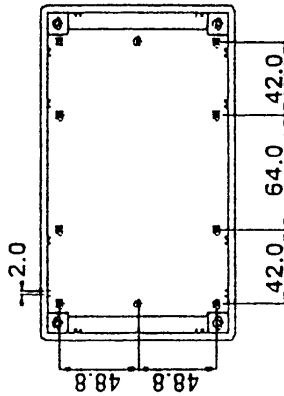
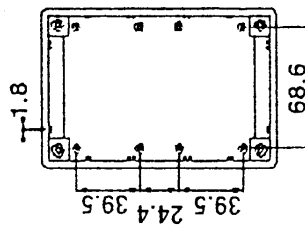
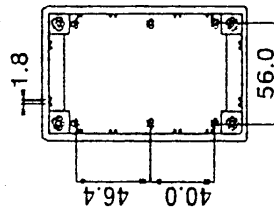
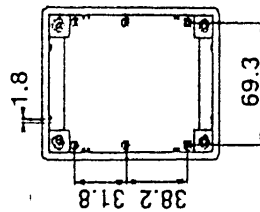
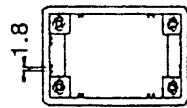
7003/13

7004/14
7005/15

7006/16

7007/17

7008/18
7009/19



BOTTOM PART UNTERTEIL UPPER LID DECKEL

Accessories / Zubehör

GASKET DICHTUNG

'O' ring neoprene gasket to IP 65 specification
against dust, moisture and oil.
Resistant to 85 °C.

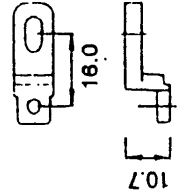
O-Ring aus Neopren für IP 65 - Spezifikation
Temperaturfest bis 85 °C.

WALL MOUNTING KIT WANDBEFESTIGUNGSWINKEL

Allows the box to be mounted to the wall on
other structures. Distance between case and
wall, 1,5 mm., mounted from the lid, and 9,5
mm. mounted from the bottom.
Made in ABS, colour similar to RAL 7035 grey.

| | |
|------|-----------------------|
| Code | Bim Wall Mounting Kit |
|------|-----------------------|

| Box Gehäuse | Code | Box Gehäuse | Code |
|-------------|---------|-------------|---------|
| 7001/11 | BIM 712 | 7006/16 | BIM 706 |
| 7002/12 | BIM 703 | 7007/17 | BIM 707 |
| 7003/13 | BIM 745 | 7008/18 | BIM 789 |
| 7004/14 | | 7009/19 | |
| 7005/15 | | | |



Mit Befestigungs kit wahlweise am Deckel zu
Montieren (Wandabstand 1,5 mm.) oder am
Boden zu fixieren (Wandabstand 9,5 mm.).
Alternativ ohne Kit mittels Pre-cut-Löchern
im Bodenteil auf Unterlage zu montieren.