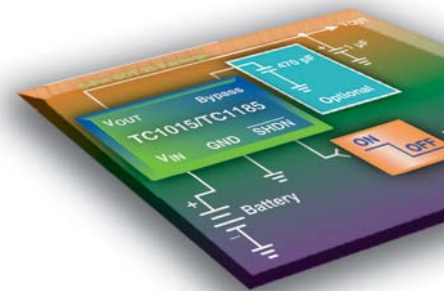





Analog and Interface Product Selector Guide

- Thermal Management
- Battery Management
- Interface Peripherals
- Power Management
- Linear & Mixed-Signal
- Safety & Security



www.microchip.com/analog

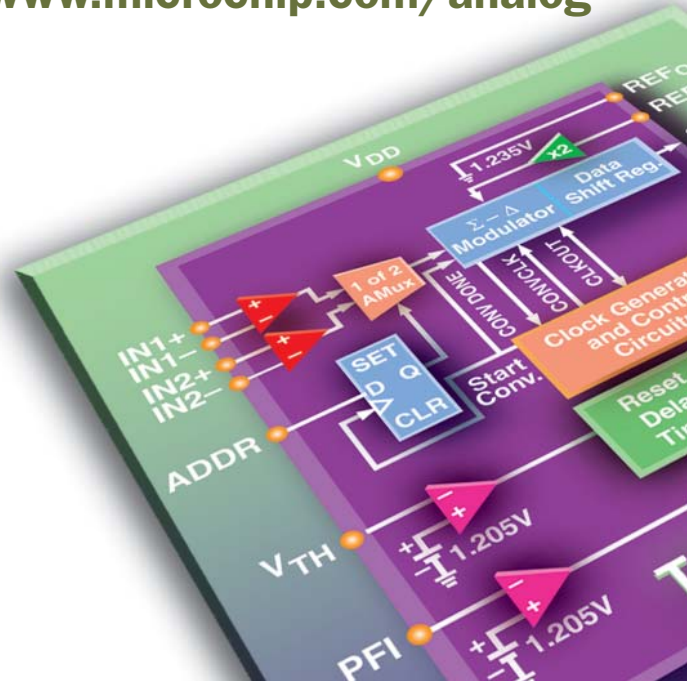


Table of Contents

Thermal Management

Temperature Sensors	4
Logic Output Temperature Sensors	4
Voltage Output Temperature Sensors	4
Serial Output Temperature Sensors	4
Brushless DC Fan Controllers and Fan Fault Detectors	5

Power Management

Voltage References	6
Linear Regulators	
50-250 mA LDO Linear Regulators	6
300 mA LDO Linear Regulators	7
500-800 mA LDO Linear Regulators	7
1A and > LDO Linear Regulators	8
Application Specific LDO Linear Regulators	8
Combination Products	8
Switching Regulators	9
PWM Controllers	9
Charge Pump DC-to-DC Converters	10
Inverting or Doubling Charge Pumps	10
Inverting and Doubling Charge Pumps	10
Regulated Charge Pumps	10
CPU/System Supervisors	11
Voltage Detectors	12
Power MOSFET Drivers	12
Low-Side Drivers, 0.5A to 1.2A Peak Output Current	12
Low-Side Drivers, 1.5A Peak Output Current	12
Low-Side Drivers, 2.0A to 12.0A Peak Output Current	13
High-Side/Low-Side Drivers	13
Synchronous Buck High-Side Drivers	13
Battery Chargers	14
Hot Swap Controllers	15

Linear

Op Amps	15
High Precision Operational Amplifiers	18
Chopper Stabilized	18
Auto-Zero	18
Programmable Gain Amplifiers (PGA)	18
Selectable Gain Amplifiers (SGA)	18
Comparators	18

Mixed Signal

Successive Approximation Register (SAR) A/D Converters	19
Delta-Sigma A/D Converters	19
Energy Measurement IC's	20
Dual-Slope A/D Converters	20
Binary and BCD A/D Converters	20
Display A/D Converters	20
Digital Potentiometers	21
Frequency-to-Voltage/Voltage-to-Frequency Converters	22
D/A Converters	22

Interface

Controller Area Network (CAN) Products	23
Infrared Products	23
Ethernet Products	23
LIN Transceiver Products	24
Serial Peripherals	24
Passive Access Products	24
IEEE 802.15.4 ZigBee RF Transceiver Products	24
Stand-alone RF Receiver Products	24

Safety & Security

Photoelectric Smoke Detector ICs	25
Ionization Smoke Detector ICs	25
Ionization Smoke Detector Front Ends	25
Piezoelectric Horn Drivers	25

Analog Design and Development Tools

Thermal Management Demonstration and Evaluation Tools	26
Mixed Signal Demonstration and Evaluation Tools	26
Power Management Demonstration and Evaluation Tools	27
Interface Products Demonstration and Evaluation Tools	28
Linear Demonstration and Evaluation Tools	28
Analog Blank Evaluation Boards	28
Miscellaneous Analog Demonstration and Evaluation Tools	28

Part Number Designations

Analog Products with "TC" Prefix	29
Analog Products with "MCP" Prefix	30
Analog Products with "RE46C" Prefix	31

Are you Looking for Complete Analog & Interface Design Solutions?

Microchip's integrated analog technology, peripherals and features are engineered to meet today's demanding design requirements. Our broad spectrum of analog products addresses thermal management, power management, battery management, mixed-signal, linear, interface and safety & security solutions. Combined with "Intelligent Analog" microcontrollers, Microchip offers an extensive analog portfolio for thousands of high-performance design applications in the automotive, communications (wireless), consumer, computing and industrial control markets.

Our broad portfolio of stand-alone analog and interface devices offers highly integrated solutions that combine various analog functions in space-saving packages and support a variety of bus interfaces. Many of these devices support functionality that enhances the analog features currently available on PIC® microcontrollers.

Want a Business Partner, Not Just a Vendor?

Successful companies recognize the value of a strategic supplier relationship to help them deliver innovative products to their markets in a timely manner. They trust their suppliers to furnish quality components for current design opportunities as well as provide technology road maps and innovative solutions to stay ahead of tomorrow's design trends.

Microchip Technology provides low-risk product development, lower total system cost and faster time to market to more than 45,000 of these successful companies worldwide. Headquartered in Chandler, Arizona, Microchip offers outstanding technical support along with dependable delivery and quality.

Founded in 1989, Microchip's business model is based on a series of guiding values that aim to establish successful customer partnerships by exceeding expectations for products, services and attitude. Continuous improvement, technology innovation and the pursuit of the highest quality possible drive Microchip's company culture.


The result is a worldwide organization dedicated to delivering whole product solutions which include high performance silicon devices, easy-to-use development tools, outstanding technical support and sophisticated technical documentation.

Are Quality and Delivery a Concern?

Microchip's quality systems are certified according to the International Organization for Standards/Technical Specification (ISO/TS)-16949:2002 requirements. This demonstrates that the Company's quality systems meet the most stringent industry quality-management system standards, resulting in high-quality semiconductor products.

Direct control over manufacturing resources allows shortened design and production cycles. By owning the wafer fabrication facilities and the majority of the test and assembly operations, and by employing proprietary statistical process control techniques, Microchip has been able to achieve and maintain high production yields.

Microchip Technology's Stand-Alone Analog & Interface Portfolio



Need Additional Support and Resources?

Microchip is committed to supporting its customers by helping design engineers develop products faster and more efficiently. Customers can access three main service areas at www.microchip.com. The Support area provides a fast way to get questions answered. The Sample area offers evaluation samples of any Microchip device. microchipDIRECT provides 24-hour pricing, ordering, inventory and credit for convenient purchasing of all Microchip devices and development tools. This site also features online programming capabilities. Finally, the Training area offers opportunities to expand your knowledge with Microchip's online web seminars and hands-on courses at our worldwide Regional Training Centers (RTCs). Our seminars and training classes are designed to fit your schedule and offer an overview of many product, development tool and application topics. Visit www.microchip.com/training for class content and schedules.

Have you ever encountered a technical dilemma at a critical point in your design development and your supplier was not available to answer your questions? Microchip's first ever 24/7 global technical support line brings technical support resources any time help is needed. Because some technical problems require hands-on assistance in order to be resolved quickly, Microchip has also developed a global team of field applications engineers and field sales engineers for local assistance.

THERMAL MANAGEMENT

THERMAL MANAGEMENT PRODUCTS – Temperature Sensors							
Part #	Typical Accuracy (°C)	Maximum Accuracy @ 25°C (°C)	Maximum Temperature Range (°C)	Vcc Range (V)	Maximum Supply Current (µA)	Features	Packages
Logic Output Temperature Sensors							
TC6501	±0.5	±3	-55 to +125	+2.7 to +5.5	40	Cross to MAX6501, Open-drain	5-pin SOT-23A
TC6502	±0.5	±3	-55 to +125	+2.7 to +5.5	40	Cross to MAX6502, Push-pull	5-pin SOT-23A
TC6503	±0.5	±3	-55 to +125	+2.7 to +5.5	40	Cross to MAX6503, Open-drain	5-pin SOT-23A
TC6504	±0.5	±3	-55 to +125	+2.7 to +5.5	40	Cross to MAX6504, Push-pull	5-pin SOT-23A
TC620	±1	±3	-40 to +125	+4.5 to +18	400	Two resistor-programmable trip points	8-pin PDIP, 8-pin SOIC
TC621	Note 1	Note 1	-40 to +85	+4.5 to +18	400	Requires external thermistor, resistor-programmable trip points	8-pin PDIP, 8-pin SOIC
TC622	±1	±5	-40 to +125	+4.5 to +18	600	Dual output, TO-220 for heat sink mounting, resistor-programmable trip points	8-pin PDIP, 8-pin SOIC, 5-pin TO-220
TC623	±1	±3	-40 to +125	+2.7 to +4.5	250	Two resistor-programmable trip points	8-pin PDIP, 8-pin SOIC
TC624	±1	±5	-40 to +125	+2.7 to +4.5	300	Dual output, resistor-programmable trip points	8-pin PDIP, 8-pin SOIC
MCP9509	±0.5	NS	-40 to +125	+2.7 to +5.5	50	Resistor-programmable temperature switch	5-pin SOT-23
MCP9510	±0.5	NS	-40 to +125	+2.7 to +5.5	80	Resistor-programmable temperature switch	6-pin SOT-23
Voltage Output Temperature Sensors							
MCP9700	±1	±4	-40 to +125	+2.3 to +5.5	12	Linear Active Thermistor® IC, Temperature slope: 10 mV/°C	3-pin TO-92, 5-pin SC-70, 3-pin SOT-23
MCP9701	±1	±4	-10 to +125	+3.1 to +5.5	12	Linear Active Thermistor® IC, Temperature slope: 19.53 mV/°C, cross to MAX6612	3-pin TO-92, 5-pin SC-70, 3-pin SOT-23
MCP9700A	±1	±2	-40 to +125	+2.3 to +5.5	12	Linear Active Thermistor® IC, Temperature slope: 10 mV/°C	3-pin TO-92, 5-pin SC-70, 3-pin SOT-23
MCP9701A	±1	±2	-40 to +125	+3.1 to +5.5	12	Linear Active Thermistor® IC, Temperature slope: 19.53 mV/°C, cross to MAX6612	3-pin TO-92, 5-pin SC-70, 3-pin SOT-23
TC1046	±0.5	±2	-40 to +125	+2.7 to +4.4	60	High precision temperature-to-voltage converter, 6.25 mV/°C	3-pin SOT-23B
TC1047	±0.5	±2	-40 to +125	+2.7 to +4.4	60	High precision temperature-to-voltage converter, 10 mV/°C	3-pin SOT-23B
TC1047A	±0.5	±2	-40 to +125	+2.5 to +5.5	60	High precision temperature-to-voltage converter, 10 mV/°C	3-pin SOT-23B
Serial Output Temperature Sensors							
MCP9800	±0.5	±1	-55 to +125	+2.7 to +5.5	400	SMbus/I ² C™ compatible interface, 0.0625°C to 0.5°C adj. resolution, power-saving one-shot temperature measurement	5-pin SOT-23
MCP9801	±0.5	±1	-55 to +125	+2.7 to +5.5	400	SMbus/I ² C™ compatible interface, 0.0625°C to 0.5°C adj. resolution, power-saving one-shot temperature measurement, multi-drop capability	8-pin MSOP, 8-pin SOIC
MCP9802	±0.5	±1	-55 to +125	+2.7 to +5.5	400	SMbus/I ² C™ compatible interface with time out, 0.0625°C to 0.5°C adj. resolution, power-saving one-shot temperature measurement	5-pin SOT-23
MCP9803	±0.5	±1	-55 to +125	+2.7 to +5.5	400	SMbus/I ² C™ compatible interface with time out, 0.0625°C to 0.5°C adj. resolution, power-saving one-shot temperature measurement, multi-drop capability	8-pin MSOP, 8-pin SOIC
MCP9804	±0.25	±1	-40 to +125	+2.7 to +5.5	400	User programmable temperature limits with alert output, 1°C temp. accuracy from -40°C to +125°C	8-pin MSOP, 8-pin 2x3 DFN
MCP9805	±0.5	±1 ⁽²⁾	-20 to +125	+3.0 to +3.6	400	JEDEC compatible register set, SMbus/I ² C™ compatible interface, programmable, shut-down modes and EVENT output	8-pin TSSOP, 8-pin 2x3 DFN
MCP98242	±0.5	±1 ⁽²⁾	-20 to +125	+3.0 to +3.6	400	Same temperature sensor as MCP9805 plus integrated DDR2 Serial Presence Detect EEPROM	8-pin TSSOP, 8-pin 2x3 DFN
MCP98243	±1	±3	-40 to +125	+3.0 to +3.6	500	Serial output temperature sensor with integrated EEPROM	8-pin TSSOP, 8-pin 2x3 DFN, 8-pin 2x3 TDFN
TC77	±0.5	±1	-55 to +125	+2.7 to +5.5	400	SPI compatible interface, 0.0625°C temperature resolution	5-pin SOT-23A, 8-pin SOIC

Note 1: These devices use an external temperature sensor. Accuracy of the total solution is a function of the accuracy of the external sensor.

2: Maximum accuracy measured at 85°C.

THERMAL MANAGEMENT PRODUCTS – Temperature Sensors (Continued)							
Part #	Typical Accuracy (°C)	Maximum Accuracy @ 25°C (°C)	Maximum Temperature Range (°C)	Vcc Range (V)	Maximum Supply Current (µA)	Features	Packages
Serial Output Temperature Sensors (Continued)							
TC72	±0.5	±1	-55 to +125	+2.65 to +5.5	400	SPI compatible interface, power-saving one-shot temperature measurement, 0.25°C temperature resolution	8-pin MSOP, 8-pin 3x3 DFN
TC74	±0.5	±2	-40 to +125	+2.7 to +5.5	350	SMBus/I ² C™ compatible interface, 1°C temperature resolution	5-pin SOT-23A, 5-pin TO-220
TCN75A	±0.5	±2	-40 to +125	+2.7 to +5.5	500	SMBus/I ² C™ compatible interface, power-saving one-shot temperature measurement, multi-drop capability, 0.0625°C to 0.5°C adjustable temperature resolution	8-pin MSOP, 8-pin SOIC
TCN75	±0.5	±2	-55 to +125	+2.7 to +5.5	1,000 ⁽¹⁾	SMBus/I ² C™ compatible interface, multi-drop capability, interrupt output, 0.5°C temperature resolution	8-pin MSOP, 8-pin SOIC

Note 1: TCN75 idle current is 250 mA. This device also has a Software Shutdown mode that reduces supply current to <1 µA.

THERMAL MANAGEMENT PRODUCTS – Brushless DC Fan Controllers and Fan Fault Detectors								
Part #	Description	Typical Accuracy (°C)	Maximum Accuracy @ 25°C (°C)	Maximum Temperature Range (°C)	Vcc Range (V)	Maximum Supply Current (µA)	Features	Packages
TC642	Fan Manager	Note 1	Note 1	-40 to +85	+3.0 to +5.5	1,000	FanSense™ Fan Monitor, minimum fan speed control	8-pin PDIP, 8-pin SOIC, 8-pin MSOP
TC642B	Fan Manager	Note 1	Note 1	-40 to +85	+3.0 to +5.5	400	FanSense™ Fan Monitor, minimum fan speed control, fan auto-restart	8-pin PDIP, 8-pin SOIC, 8-pin MSOP
TC646	Fan Manager	Note 1	Note 1	-40 to +85	+3.0 to +5.5	1,000	FanSense™ Fan Monitor, auto-shutdown	8-pin PDIP, 8-pin SOIC, 8-pin MSOP
TC646B	Fan Manager	Note 1	Note 1	-40 to +85	+3.0 to +5.5	400	FanSense™ Fan Monitor, auto-shutdown, fan auto-restart	8-pin PDIP, 8-pin SOIC, 8-pin MSOP
TC647	Fan Manager	Note 1	Note 1	-40 to +85	+3.0 to +5.5	1,000	FanSense™ Fan Monitor, minimum fan speed control	8-pin PDIP, 8-pin SOIC, 8-pin MSOP
TC647B	Fan Manager	Note 1	Note 1	-40 to +85	+3.0 to +5.5	400	FanSense™ Fan Monitor, minimum fan speed control, fan auto-restart	8-pin PDIP, 8-pin SOIC, 8-pin MSOP
TC648	Fan Manager	Note 1	Note 1	-40 to +85	+3.0 to +5.5	1,000	Over-temperature alert, auto-shutdown	8-pin PDIP, 8-pin SOIC, 8-pin MSOP
TC648B	Fan Manager	Note 1	Note 1	-40 to +85	+3.0 to +5.5	400	Over-temperature alert, auto-shutdown, fan auto-restart	8-pin PDIP, 8-pin SOIC, 8-pin MSOP
TC649	Fan Manager	Note 1	Note 1	-40 to +85	+3.0 to +5.5	1,000	FanSense™ Fan Monitor, auto-shutdown	8-pin PDIP, 8-pin SOIC, 8-pin MSOP
TC649B	Fan Manager	Note 1	Note 1	-40 to +85	+3.0 to +5.5	400	FanSense™ Fan Monitor, auto-shutdown, fan auto-restart	8-pin PDIP, 8-pin SOIC, 8-pin MSOP
TC650	Fan Manager	±1	±3	-40 to +125	+2.8 to +5.5	90	Over-temperature alert	8-pin MSOP
TC651	Fan Manager	±1	±3	-40 to +125	+2.8 to +5.5	90	Over-temperature alert, auto-shutdown	8-pin MSOP
TC652	Fan Manager	±1	±3	-40 to +125	+2.8 to +5.5	90	FanSense™ Fan Monitor, over-temperature alert	8-pin MSOP
TC653	Fan Manager	±1	±3	-40 to +125	+2.8 to +5.5	90	FanSense™ Fan Monitor, over-temperature alert, auto-shutdown	8-pin MSOP
TC654	Dual SMBus Fan Manager	Note 1	Note 1	-40 to +85	+3.0 to +5.5	320	FanSense™ Fan Monitor, RPM data	10-pin MSOP
TC655	Dual SMBus Fan Manager	Note 1	Note 1	-40 to +85	+3.0 to +5.5	320	FanSense™ Fan Monitor, RPM data, over-temperature alert	10-pin MSOP
TC664	Single SMBus Fan Manager	Note 1	Note 1	-40 to +85	+3.0 to +5.5	320	FanSense™ Fan Monitor, RPM data	10-pin MSOP
TC665	Single SMBus Fan Manager	Note 1	Note 1	-40 to +85	+3.0 to +5.5	320	FanSense™ Fan Monitor, RPM data, over-temperature alert	10-pin MSOP
TC670	Predictive Fan Fault Detector	N/A	N/A	-40 to +85	+3.0 to +5.5	150	FanSense™ Fan Monitor, programmable threshold	6-pin SOT-23

Note 1: These devices use an external temperature sensor. Accuracy of the total solution is a function of the accuracy of the external sensor.

POWER MANAGEMENT

POWER MANAGEMENT – Voltage References							
Part #	Vcc Range (V)	Output Voltage (V)	Max. Load Current (mA)	Initial Accuracy (max.%)	Temperature Coefficient (ppm/°C)	Maximum Supply Current (µA @ 25°C)	Packages
MCP1525	2.7 to 5.5	2.5	±2	±1	50	100	3-pin TO-92, 3-pin SOT-23B
MCP1541	4.3 to 5.5	4.096	±2	±1	50	100	3-pin TO-92, 3-pin SOT-23B

POWER MANAGEMENT – Linear Regulators									
Part #	Max. Input Voltage (V)	Output Voltage (V)	Output Current (mA)	Junction Temperature Range (°C)	Typical Active Current (µA)	Typical Dropout Voltage @ Max. Iout (mV)	Typical Output Voltage Accuracy (%)	Features	Packages
50 mA to 250 mA Low-Dropout Linear Regulators									
TC2014	6.0	1.8, 2.7, 2.8, 3.0, 3.3	50	-40 to +125	55	45	±0.4	Ceramic output capacitor stable, Shutdown, Reference bypass input	5-pin SOT-23A
TC1014	6.0	1.8, 2.5, 2.7, 2.8, 2.85, 3.0, 3.3, 3.6, 4.0, 5.0	50	-40 to +125	50	85	±0.5	Shutdown, Reference bypass input	5-pin SOT-23A
TC2054	6.0	1.8, 2.7, 2.8, 3.0, 3.3	50	-40 to +125	55	45	±0.4	Ceramic output capacitor stable, Shutdown, Error output	5-pin SOT-23A
TC1054	6.0	1.8, 2.5, 2.7, 2.8, 2.85, 3.0, 3.3, 3.6, 4.0, 5.0	50	-40 to +125	50	85	±0.5	Shutdown, Error output	5-pin SOT-23A
TC1070	6.0	1.23 → VIN	50	-40 to +125	50	85	–	Shutdown, Adjustable	5-pin SOT-23A
TC1072	6.0	2.5, 2.7, 2.8, 2.85, 3.0, 3.3, 3.6, 4.0, 5.0	50	-40 to +125	50	85	±0.5	Shutdown, Reference bypass input, Error output	6-pin SOT-23A
TC1223	6.0	2.5, 2.7, 2.8, 3.0, 3.3, 3.6, 4.0, 5.0	50	-40 to +125	50	85	±0.5	Shutdown	5-pin SOT-23A
MCP1790	30	3.0, 3.3, 5.0	70	-40 to +125	70	500	±0.2	Ceramic output capacitor stable	3-pin SOT-223, 3-pin DDPACK
MCP1791	30	3.0, 3.3, 5.0	70	-40 to +125	70	500	±0.2	Ceramic output capacitor stable, Shutdown, Power good	5-pin SOT-223, 5-pin DDPACK
TC1016	6.0	1.8, 2.7, 2.8, 3.0	80	-40 to +125	50	150	±0.5	Ceramic output capacitor stable, Shutdown	5-pin SC-70, 5-pin SOT-23A
TC2015	6.0	1.8, 2.5, 2.6, 2.7, 2.8, 2.85, 3.0, 3.3, 5.0	100	-40 to +125	55	90	±0.4	Ceramic output capacitor stable, Shutdown, Reference bypass input	5-pin SOT-23A
TC1015	6.0	1.8, 2.5, 2.7, 2.8, 2.85, 3.0, 3.3, 3.6, 4.0, 5.0	100	-40 to +125	50	180	±0.5	Shutdown, Reference bypass input	5-pin SOT-23A
TC2055	6.0	1.8, 2.7, 2.8, 3.0, 3.3	100	-40 to +125	55	90	±0.4	Ceramic output capacitor stable, Shutdown, Error output	5-pin SOT-23A
TC1055	6.0	1.8, 2.5, 2.7, 2.8, 2.85, 3.0, 3.3, 3.6, 4.0, 5.0	100	-40 to +125	50	180	±0.5	Shutdown, Error output	5-pin SOT-23A
TC1071	6.0	1.23 → VIN	100	-40 to +125	50	180	–	Shutdown, Adjustable	5-pin SOT-23A
TC1073	6.0	2.5, 2.7, 2.8, 2.85, 3.0, 3.3, 3.6, 4.0, 5.0	100	-40 to +125	50	180	±0.5	Shutdown, Reference bypass input, Error output	6-pin SOT-23A
TC1224	6.0	2.5, 2.7, 2.8, 3.0, 3.3, 3.6, 4.0, 5.0	100	-40 to +125	50	180	±0.5	Shutdown	5-pin SOT-23A
TC1188	6.0	1.8, 2.8, 2.84, 3.15	120	-40 to +125	50	130	±0.5	Shutdown	5-pin SOT-23A
TC1189	6.0	1.8, 2.8, 2.84, 3.15	120	-40 to +125	50	130	±0.5	Shutdown	5-pin SOT-23A
TC2185	6.0	1.8, 2.7, 2.8, 3.0, 3.3	150	-40 to +125	55	140	±0.4	Ceramic output capacitor stable, Shutdown, Reference bypass input	5-pin SOT-23A
TC1185	6.0	1.8, 2.5, 2.7, 2.8, 2.85, 3.0, 3.3, 3.6, 4.0, 5.0	150	-40 to +125	50	270	±0.5	Shutdown, Reference bypass input	5-pin SOT-23A
TC2186	6.0	1.8, 2.7, 2.8, 3.0, 3.3	150	-40 to +125	55	140	±0.4	Ceramic output capacitor stable, Shutdown, Error output	5-pin SOT-23A
TC1186	6.0	1.8, 2.5, 2.7, 2.8, 2.85, 3.0, 3.3, 3.6, 4.0, 5.0	150	-40 to +125	50	270	±0.5	Shutdown, Error output	5-pin SOT-23A

POWER MANAGEMENT – Linear Regulators (Continued)

Part #	Max. Input Voltage (V)	Output Voltage (V)	Output Current (mA)	Junction Temperature Range (°C)	Typical Active Current (µA)	Typical Dropout Voltage @ Max. I _{out} (mV)	Typical Output Voltage Accuracy (%)	Features	Packages
50 mA to 250 mA Low-Dropout Linear Regulators (Continued)									
TC1187	6.0	1.23 → V _{IN}	150	-40 to +125	50	270	–	Shutdown, Adjustable	5-pin SOT-23A
TC1017	6.0	1.8, 2.6, 2.7, 2.8, 2.85, 2.9, 3.3, 3.4	150	-40 to +125	53	285	±0.5	Ceramic output capacitor stable, Shutdown	5-pin SOT-23A, 5-pin SC-70
MCP1801	10	0.9, 1.2, 1.8, 2.5, 3.0, 3.3, 5.0, 6.0	150	-40 to +85	25	250	±0.4	Ceramic output capacitor stable, Shutdown, High PSRR	5-pin SOT-23A
MCP1700	6.0	1.2, 1.8, 2.5, 3.0, 3.3, 5.0	250	-40 to +125	1.6	300	±0.4	1.0 µF ceramic cap stable, Short-circuit protection	3-pin TO-92, 3-pin SOT-23A, 3-pin SOT-89
MCP1701A	10	1.8, 2.5, 3.0, 3.3, 5.0	250	-40 to +85	1.6	380	±0.5	10V max. input voltage	3-pin TO-92, 3-pin SOT-23A, 3-pin SOT-89
MCP1702	13.2	1.2, 1.5, 1.8, 2.5, 2.8, 3.0, 3.3, 4.0, 5.0	250	-40 to +125	2	650	±0.4	Ceramic output capacitor stable, Ultra-low ground current, 13.2V V _{IN} max.	3-pin TO-92, 3-pin SOT-23A, 3-pin SOT-89
MCP1703	16	1.2, 1.5, 1.8, 2.5, 2.8, 3.0, 3.3, 4.0, 5.0	250	-40 to +125	2	650	±0.4	Ceramic output capacitor stable, Ultra-low ground current, 16V V _{IN} max.	3-pin SOT-23A, 3-pin SOT-89, 3-pin SOT-223
300 mA Low-Dropout Linear Regulators									
TC1107	6.0	2.5, 2.7, 2.8, 3.0, 3.3, 5.0	300	-40 to +125	50	240	±0.5	Shutdown, Reference bypass input	8-pin MSOP, 8-pin SOIC
TC1108	6.0	2.5, 2.7, 2.8, 3.0, 3.3, 5.0	300	-40 to +125	50	240	±0.5		3-pin SOT-223
TC1173	6.0	2.5, 2.7, 2.8, 3.0, 3.3, 5.0	300	-40 to +125	50	240	±0.5	Shutdown, Reference bypass input, Error output	8-pin MSOP, 8-pin SOIC
TC1174	6.0	1.23 → V _{IN}	300	-40 to +125	50	240	–	Shutdown, Reference bypass input, Adjustable	8-pin MSOP, 8-pin SOIC
TC1269	6.0	2.5, 2.8, 3.0, 3.3, 5.0	300	-40 to +125	50	240	±0.5	Shutdown, Reference bypass input	8-pin MSOP
MCP1802	10	0.9, 1.2, 1.8, 2.5, 3.0, 3.3, 5.0, 6.0	300	-40 to +85	25	250	±0.4	Ceramic output capacitor stable, Shutdown, High PSRR	5-pin SOT-23A
MCP1824	6.0	Fixed: 0.8, 1.2, 1.8, 2.5, 3.0, 3.3, 5.0 Adjustable: 0.8 to 5.0	300	-40 to +125	120	200	±0.5	Ceramic output capacitor stable, Shutdown, Power Good	5-pin SOT-223, 5-pin SOT-23
MCP1824S	6.0	0.8, 1.2, 1.8, 2.5, 3.0, 3.3, 5.0	300	-40 to +125	120	200	±0.5	Ceramic output capacitor stable	3-pin SOT-223
500 mA to 800 mA Low-Dropout Linear Regulators									
TC1262	6.0	2.5, 2.8, 3.0, 3.3, 5.0	500	-40 to +125	80	350	±0.5	Over-temperature protection, Over-current protection	3-pin TO-220, 3-pin DPAK, 3-pin SOT-223
TC1263	6.0	2.5, 2.8, 3.0, 3.3, 5.0	500	-40 to +125	80	350	±0.5	Shutdown, Reference bypass input, Error output	8-pin SOIC, 5-pin TO-220, 5-pin DPAK
TC1268	6.0	2.5	500	-40 to +125	80	350	±0.5	Shutdown, Reference bypass input, Error output	8-pin SOIC
MCP1725	6.0	0.8, 1.2, 1.8, 2.5, 3.0, 3.3, 5.0	500	-40 to +125	120	210	±0.5	Ceramic output capacitor stable, Shutdown, Cdelay, Power Good	8-pin 2x3 DFN, 8-pin SOIC
MCP1825	6.0	Fixed: 0.8, 1.2, 1.8, 2.5, 3.0, 3.3, 5 Adjustable: 0.8 to 5.0	500	-40 to +125	120	210	±0.5	Ceramic output capacitor stable, Shutdown, Power Good	5-pin TO-220, 5-pin DPAK, 5-pin SOT-223
MCP1825S	6.0	0.8, 1.2, 1.8, 2.5, 3.0, 3.3, 5	500	-40 to +125	120	210	±0.5	Ceramic output capacitor stable	3-pin TO-220, 3-pin DPAK, 3-pin SOT-223
TC1264	6.0	1.8, 2.5, 3.0, 3.3	800	-40 to +125	80	450	±0.5	Over-temperature protection, Over-current protection	3-pin TO-220, 3-pin DPAK, 3-pin SOT-223
TC1265	6.0	1.8, 2.5, 3.0, 3.3	800	-40 to +125	80	450	±0.5	Shutdown, Reference bypass input, Error output	8-pin SOIC, 5-pin TO-220, 5-pin DPAK
TC2117	6.0	1.8, 2.5, 3.0, 3.3	800	-40 to +125	80	600	±0.5	Over-temperature protection, Over-current protection	3-pin SOT-223, 3-pin DPAK

POWER MANAGEMENT – Linear Regulators (Continued)

Part #	Max. Input Voltage (V)	Output Voltage (V)	Output Current (mA)	Junction Temperature Range (°C)	Typical Active Current (µA)	Typical Dropout Voltage @ Max. Iout (mV)	Typical Output Voltage Accuracy (%)	Features	Packages
1A and Above Low-Dropout Linear Regulators									
MCP1726	6.0	Fixed: 0.8,1.2,1.8, 2.5, 3.0, 3.3, 5 Adjustable: 0.8 to 5.0	1000	-40 to +125	140	300	±0.4	Ceramic output capacitor stable, Shutdown, Cdelay, Power Good	8-pin 3x3 DFN, 8-pin SOIC
MCP1826	6.0	Fixed: 0.8,1.2,1.8, 2.5, 3.0, 3.3, 5 Adjustable: 0.8 to 5.0	1000	-40 to +125	140	300	±0.5	Ceramic output capacitor stable, Shutdown, Power Good	5-pin TO-220, 5-pin DDPAK, 5-pin SOT-223
MCP1826S	6.0	0.8,1.2,1.8, 2.5, 3.0, 3.3, 5	1000	-40 to +125	140	300	±0.5	Ceramic output capacitor stable	3-pin TO-220, 3-pin DDPAK, 3-pin SOT-223
MCP1727	6.0	Fixed: 0.8,1.2,1.8, 2.5, 3.0, 3.3, 5 Adjustable: 0.8 to 5.0	1500	-40 to +125	140	330	±0.5	Ceramic output capacitor stable, Shutdown, Cdelay, Power Good	8-pin 3x3 DFN, 8-pin SOIC
MCP1827	6.0	Fixed: 0.8,1.2,1.8, 2.5, 3.0, 3.3, 5 Adjustable: 0.8 to 5.0	1500	-40 to +125	140	330	±0.5	Ceramic output capacitor stable, Shutdown, Power Good	5-pin DDPAK, 5-pin TO-220
MCP1827S	6.0	0.8,1.2,1.8, 2.5, 3.0, 3.3, 5	1500	-40 to +125	140	330	±0.5	Ceramic output capacitor stable	3-pin DDPAK, 3-pin TO-220
Application Specific Low-Dropout Linear Regulators									
TC1266	6.0	3.3	200	-5 to +70	230	200	±1.0	PCI compliant	8-pin SOIC, 8-pin MSOP
TC1267	6.0	3.3	400	-5 to +70	230	300	±1.0	PCI compliant	5-pin DDPAK
TC57	8	2.5, 3.0, 3.3	4,000 ⁽¹⁾	-40 to +85	50	100 ⁽¹⁾	±2.0	Shutdown, External transistor	5-pin SOT-23A
TC59	-10	-3.0, -5.0	100	-40 to +85	3	380	±0.5	Negative LDO	3-pin SOT-23A

Note 1: Depending on external transistor configuration.

POWER MANAGEMENT – Combination Products

TC1300 ⁽¹⁾	6.0	2.5, 2.7, 2.8, 2.85, 3.0, 3.3	300	-40 to +125	80	210	±0.5	Shutdown, Reference bypass input, LDO plus Reset output	8-pin MSOP
TC1301A ⁽¹⁾	6.0	LDO1: 1.5-3.3 LDO2: 1.5-3.3	LDO1: 300 LDO2: 150	-40 to +125	103	LDO1: 104 LDO2: 150	±0.5	Dual LDO plus Reset output, Shutdown, Reference bypass, Voltage detect	8-pin MSOP, 8-pin 3x3 DFN
TC1301B ⁽¹⁾	6.0	LDO1: 1.5-3.3 LDO2: 1.5-3.3	LDO1: 300 LDO2: 150	-40 to +125	114	LDO1: 104 LDO2: 150	±0.5	Dual LDO plus Reset, per channel output shutdown, Reference bypass	8-pin MSOP, 8-pin 3x3 DFN
TC1302A ⁽¹⁾	6.0	LDO1: 1.5-3.3 LDO2: 1.5-3.3	LDO1: 300 LDO2: 150	-40 to +125	103	LDO1: 104 LDO2: 150	±0.5	Dual LDO, Output shutdown reference bypass, Voltage detect	8-pin MSOP, 8-pin 3x3 DFN
TC1302B ⁽¹⁾	6.0	LDO1: 1.5-3.3 LDO2: 1.5-3.3	LDO1: 300 LDO2: 150	-40 to +125	114	LDO1: 104 LDO2: 150	±0.5	Dual LDO, per channel output shutdown, Reference bypass	8-pin MSOP, 8-pin 3x3 DFN
TC1305	6.0	2.5, 2.8, 3.0	150 ⁽¹⁾	-40 to +125	120	240	±0.5	Dual LDO plus Reset output, Reference bypass input, Shutdown, Select Mode™ selectable output voltages	10-pin MSOP
TC1306	6.0	1.8, 2.8, 3.0	150 ⁽¹⁾	-40 to +125	120	240	±0.5	Dual LDO plus Reset output, Shutdown, Select Mode™ selectable output voltages	8-pin MSOP
TC1307 ⁽¹⁾	6.0	1.8, 2.5, 2.8, 3.0	150 ⁽¹⁾	-40 to +125	220	200	±0.5	Quad LDO plus Reset output, Shutdown, Select Mode™ selectable output voltage	16-pin QSOP

Note 1: LDOs with shutdown (except Power Management Combination Products as indicated) have typical shutdown currents of 0.05 mA.

POWER MANAGEMENT – Combination Products (Continued)

Part #	Description	Input Voltage Range (V)	Output Voltage (V)	Operating Temperature Range (°C)	Control Scheme	Switching Frequency (kHz)	Typical Active Current (µA)	Output Current (mA)	Features	Packages
TC1303	Synchronous Buck Regulator, LDO w/Power Good	2.7 to 5.5	DC/DC: 0.8 to 4.5 LDO: 1.5 to 3.3	-40 to +85	PFM/PWM	2000	65/600	DC/DC: 500 mA LDO: 300 mA	PFM/PWM auto-switching, Power Good output	10-pin MSOP, 10-pin 3x3 DFN
TC1304	Synchronous Buck Regulator, LDO	2.7 to 5.5	DC/DC: 0.8 to 4.5 LDO: 1.5 to 3.3	-40 to +85	PFM/PWM	2000	65/600	DC/DC: 500 mA LDO: 300 mA	PFM/PWM auto-switching, Power sequencing	10-pin MSOP, 10-pin 3x3 DFN
TC1313	Synchronous Buck Regulator, LDO	2.7 to 5.5	DC/DC: 0.8 to 4.5 LDO: 1.5 to 3.3	-40 to +85	PFM/PWM	2000	65/600	DC/DC: 500 mA LDO: 300 mA	PFM/PWM auto-switching	10-pin MSOP, 10-pin 3x3 DFN

POWER MANAGEMENT – Switching Regulators

Part #	Description	Input Voltage Range (V)	Output Voltage (V)	Operating Temperature Range (°C)	Control Scheme	Switching Frequency (kHz)	Typical Active Current (µA)	Output Current (mA)	Features	Packages
MCP1601	Synchronous Buck Regulator	2.7 to 5.5	0.9V to V _{IN}	-40 to +85	PFM/PWM/LDO	750	825 (PWM) 125 (PFM)	500	UVLO, Auto-switching, LDO	8-pin MSOP
MCP1602	Synchronous Buck Regulator	2.7 to 5.5	0.8 to 4.5	-40 to +85	PFM/PWM	2000	35	500	PFM, PWM auto-switching, UVLO, soft start, Power Good indicator	10-pin MSOP, 10-pin 3x3 DFN
MCP1603	Synchronous Buck Regulator	2.7 to 5.5	0.8 to 4.0	-40 to +85	PFM/PWM	2000	45	500	Over-temperature and Over-current protection	5-pin TSOT-23, 8-pin 2x3 DFN
MCP1612	Synchronous Buck Regulator	2.7 to V _{in}	0.8 to 5.5	-40 to +85	Constant frequency PWM	1400	10,000	1000	Overall efficiency >94% soft start, over-temperature and over-current protection	8-pin MSOP, 8-pin 3x3 DFN
MCP1650	Step-up DC/DC Controller	2.7 to 5.5	2.5 to ext. tx limited	-40 to +125	Constant frequency,	750	120	560/440	2 duty cycles for min. and max. loads, shutdown control, UVLO, soft start	8-pin MSOP
MCP1651	Step-up DC/DC Controller	2.7 to 5.5	2.5 to ext. tx limited	-40 to +125	Constant frequency, 2 fixed DC	750	120	560/440	2 duty cycles for min. and max. loads, shutdown control, low battery detect, UVLO, soft start	8-pin MSOP
MCP1652	Step-up DC/DC Controller	2.7 to 5.5	2.5 to ext. tx limited	-40 to +125	Constant frequency, 2 fixed DC	750	120	560/440	2 duty cycles for min. and max. loads, shutdown control, Power Good indicator, UVLO, soft start	8-pin MSOP
MCP1653	Step-up DC/DC Controller	2.7 to 5.5	2.5 to ext. tx limited	-40 to +125	Constant frequency, 2 fixed DC	750	120	560/440	2 duty cycles for min. and max. loads, shutdown control, low battery detect, Power Good indicator, UVLO, soft start	10-pin MSOP
TC105	Step-down DC/DC Controller	2.2 to 10	3.0, 3.3, 5.0	-40 to +85	PFM/PWM	300	57	1,000	Low-Power Shutdown mode	5-pin SOT-23A
TC120	Step-down Regulator/ Controller Combination	1.8 to 10	3.0, 3.3, 5.0	-40 to +85	PFM/PWM	300	52	2,000	Soft-start, Low-Power Shutdown mode	8-pin SOP
TC115	Step-up DC/DC Regulator	0.9 to 10	3.0, 3.3, 5.0	-40 to +85	PFM/PWM	100	80	140	Feedback voltage sensing, Low-Power Shutdown mode	5-pin SOT-89
TC110	Step-up DC/DC Controller	2.0 to 10	3.0, 3.3, 5.0	-40 to +85	PFM/PWM	100/300	50/120	300	Soft-start, Low-Power Shutdown mode	5-pin SOT-23A

POWER MANAGEMENT – PWM Controllers

Part #	Description	Input Voltage Range (V)	Operating Temperature Range (°C)	Switching Frequency (kHz)	Typical Active Current (mA)	Features	Packages
MCP1630	Current mode, high-speed PWM to use with PIC® MCUs	3.0 to 5.5	-40 to +125	1000	2.8	UVLO, Short Circuit and Overtemperature Protection, Integrated MOSFET driver	8-pin MSOP, 8-pin 2x3 DFN
MCP1630V	Voltage mode, high-speed PWM to use with PIC® MCUs	3.0 to 5.5	-40 to +125	1000	2.8	UVLO, Short Circuit and Overtemperature Protection, Integrated MOSFET driver	8-pin MSOP, 8-pin 2x3 DFN
MCP1631	Current mode, high-speed PWM to use with PIC® MCUs	3.0 to 5.5	-40 to +125	2000	3.7	UVLO, Integrated error, current and voltage sense amplifiers, overvoltage comparator and MOSFET driver	20-pin SSOP, 20-pin TSSOP, 20-pin 4x4 QFN

POWER MANAGEMENT – PWM Controllers (Continued)

Part #	Description	Input Voltage Range (V)	Operating Temperature Range (°C)	Switching Frequency (kHz)	Typical Active Current (µA)	Features	Packages
MCP1631HV	Current mode, high-speed PWM to use with PIC® MCUs	3.5 to 16	-40 to +125	2000	3.7	Integrated 16V LDO, UVLO, Integrated error, current and voltage sense amplifiers, overvoltage comparator and MOSFET driver	20-pin SSOP, 20-pin TSSOP
MCP1631V	Voltage mode, high-speed PWM to use with PIC® MCUs	3.0 to 5.5	-40 to +125	2000	3.7	UVLO, Integrated error, current and voltage sense amplifiers, overvoltage comparator and MOSFET driver	20-pin SSOP, 20-pin TSSOP, 20-pin 4x4 QFN
MCP1631VHV	Voltage mode, high-speed PWM to use with PIC® MCUs	3.5 to 16	-40 to +125	2000	3.7	Integrated 16V LDO, UVLO, Integrated error, current and voltage sense amplifiers, overvoltage comparator and MOSFET driver	20-pin SSOP, 20-pin TSSOP

POWER MANAGEMENT – Charge Pump DC-to-DC Converters

Part #	Input Voltage Range (V)	Output Voltage (V)	Operating Temperature Range (°C)	Maximum Input Current ⁽¹⁾ (µA)	Typical Active Output Current (mA)	Features	Packages
Inverting or Doubling Charge Pumps							
TC1044S	1.5 to 12	$V_{OUT} = -V_{IN}$ or $V_{OUT} = 2 V_{IN}$	-40 to +85	160	20	85 kHz oscillator, Boost mode	8-pin PDIP, 8-pin SOIC
TC7660	1.5 to 10	$V_{OUT} = -V_{IN}$ or $V_{OUT} = 2 V_{IN}$	-40 to +85	180	20	10 kHz oscillator	8-pin PDIP, 8-pin SOIC
TC7660H	1.5 to 10	$V_{OUT} = -V_{IN}$ or $V_{OUT} = 2 V_{IN}$	-40 to +85	1,000	20	120 kHz oscillator	8-pin PDIP, 8-pin SOIC
TC7660S	1.5 to 12	$V_{OUT} = -V_{IN}$ or $V_{OUT} = 2 V_{IN}$	-40 to +85	160	20	45 kHz oscillator, Boost mode	8-pin PDIP, 8-pin SOIC
TC7662B	1.5 to 15	$V_{OUT} = -V_{IN}$ or $V_{OUT} = 2 V_{IN}$	-40 to +85	180	20	35 kHz oscillator, Boost mode	8-pin PDIP, 8-pin SOIC
TC1219	1.5 to 5.5	$V_{OUT} = -V_{IN}$ or $V_{OUT} = 2 V_{IN}$	-40 to +85	115	25	12 kHz oscillator, Low-Power Shutdown mode	6-pin SOT-23A
TC1220	1.5 to 5.5	$V_{OUT} = -V_{IN}$ or $V_{OUT} = 2 V_{IN}$	-40 to +85	325	25	35 kHz oscillator, Low-Power Shutdown mode	6-pin SOT-23A
TC1221	1.8 to 5.5	$V_{OUT} = -V_{IN}$ or $V_{OUT} = 2 V_{IN}$	-40 to +85	600	25	Shutdown, 125 kHz oscillator	6-pin SOT-23A
TC1222	1.8 to 5.5	$V_{OUT} = -V_{IN}$ or $V_{OUT} = 2 V_{IN}$	-40 to +85	2,800	25	Shutdown, 750 kHz oscillator	6-pin SOT-23A
TCM828	1.5 to 5.5	$V_{OUT} = -V_{IN}$ or $V_{OUT} = 2 V_{IN}$	-40 to +85	90	25	12 kHz oscillator	5-pin SOT-23A
TCM829	1.5 to 5.5	$V_{OUT} = -V_{IN}$ or $V_{OUT} = 2 V_{IN}$	-40 to +85	260	25	35 kHz oscillator	5-pin SOT-23A
TC1240	2.5 to 4.0	$V_{OUT} = 2 V_{IN}$	-40 to +85	900	40	Shutdown, 160 kHz oscillator	6-pin SOT-23A
TC1240A	2.5 to 5.5	$V_{OUT} = 2 V_{IN}$	-40 to +85	900	40	Shutdown, 160 kHz oscillator	6-pin SOT-23A
TC7662A	3.0 to 18	$V_{OUT} = -V_{IN}$ or $V_{OUT} = 2 V_{IN}$	-40 to +85	200	40	12 kHz oscillator	8-pin PDIP, 8-pin SOIC
TC962	3.0 to 18	$V_{OUT} = -V_{IN}$ or $V_{OUT} = 2 V_{IN}$	-40 to +85	200	80	Selectable 12 kHz or 24 kHz oscillator	8-pin PDIP, 16-pin SOIC
TC1121	2.4 to 5.5	$V_{OUT} = -V_{IN}$ or $V_{OUT} = 2 V_{IN}$	-40 to +85	100	100	Low-Power Shutdown mode	8-pin PDIP, 8-pin SOIC, 8-pin MSOP
Inverting and Doubling Charge Pumps							
TC682	2.4 to 5.5	$V_{OUT} = -2 V_{IN}$	-40 to +85	400	10	12 kHz oscillator	8-pin PDIP, 8-pin SOIC
Regulated Charge Pumps							
MCP1252	2.1/2.7 to 5.5 2.0 to 5.5	Selectable 3.3V or 5.0V or Adjustable 1.5V to 5.5V	-40 to +85	120	120 mA for $V_{IN} > 3.0V$	Power Good output, 650 kHz oscillator	8-pin MSOP
MCP1253	2.1/2.7 to 5.5 2.0 to 5.5	Selectable 3.3V or 5.0V or Adjustable 1.5V to 5.5V	-40 to +85	120	120 mA for $V_{IN} > 3.0V$	Power Good output, 1 MHz oscillator	8-pin MSOP
MCP1256	1.8 to 3.6	3.3	-40 to +85	100	100	Power Good, Sleep mode	10-pin MSOP, 10-pin 3x3 DFN
MCP1257	1.8 to 3.6	3.3	-40 to +85	100	100	Sleep mode, low battery indication	10-pin MSOP, 10-pin 3x3 DFN
MCP1258	1.8 to 3.6	3.3	-40 to +85	100	100	Power Good output, input/output bypass	10-pin MSOP, 10-pin 3x3 DFN
MCP1259	1.8 to 3.6	3.3	-40 to +85	100	100	Low battery indication, input/output bypass	10-pin MSOP, 10-pin 3x3 DFN

Note 1: Measured at $V_{DD} = 5.0V$ at 25°C and no load.

POWER MANAGEMENT – CPU/System Supervisors

Part #	Vcc Range (V)	Operating Temperature Range (°C)	Nominal Reset Voltage (V)	Reset Type	Output	Typical Reset Pulse Width (ms)	Typical Supply Current (µA)	Additional Features	Packages	Bond Options
MCP102	1.0 to 5.5	-40 to +125	4.63, 4.38, 3.08, 2.93, 2.63, 2.32, 1.9	Active-Low	CMOS Push-Pull	120	1		3-pin SOT-23B, 3-pin SC-70, 3-pin TO-92	N/A
MCP103	1.0 to 5.5	-40 to +125	4.63, 4.38, 3.08, 2.93, 2.63, 2.32, 1.9	Active-Low	CMOS Push-Pull	120	1	Max. 809 Pinout	3-pin SOT-23B, 3-pin SC-70, 3-pin TO-92	N/A
MCP121	1.0 to 5.5	-40 to +125	4.63, 4.38, 3.08, 2.93, 2.63, 2.32, 1.9	Active-Low	Open-Drain	120	1		3-pin SOT-23B, 3-pin SC-70, 3-pin TO-92	N/A
MCP131	1.0 to 5.5	-40 to +125	4.63, 4.38, 3.08, 2.93, 2.63, 2.32, 1.9	Active-Low	Open-Drain	120	1	100 kΩ Internal Pull-up Resistor	3-pin SOT-23B, 3-pin SC-70, 3-pin TO-92	N/A
MCP1319	1.0 to 5.5	-40 to +125	4.6, 2.9 ⁽¹⁾	Active-Low/High	CMOS Push-Pull	200	1	Manual Reset	5-pin SOT-23	N/A
MCP1322	1.0 to 5.5	-40 to +125	4.6, 2.9 ⁽¹⁾	Active-High	Open-Drain/ CMOS Push-Pull	200	1	Manual Reset, two Reset outputs (Active-Low Open-Drain, Active-High Push-Pull)	5-pin SOT-23	N/A
MCP1316	1.0 to 5.5	-40 to +125	4.6, 2.9 ⁽¹⁾	Active-Low	CMOS Push-Pull	200	5	Watchdog Input (WDI), Time-out = 1.6 sec., Manual Reset	5-pin SOT-23	N/A
MCP1317	1.0 to 5.5	-40 to +125	4.6, 2.9 ⁽¹⁾	Active-High	CMOS Push-Pull	200	5	Watchdog Input (WDI), Time-out = 1.6 sec., Manual Reset	5-pin SOT-23	N/A
MCP1318	1.0 to 5.5	-40 to +125	4.6, 2.9 ⁽¹⁾	Active-Low/High	CMOS Push-Pull	200	5	Watchdog Input (WDI), Time-out = 1.6 sec.	5-pin SOT-23	N/A
MCP1320	1.0 to 5.5	-40 to +125	4.6, 2.9 ⁽¹⁾	Active-Low	Open-Drain	200	5	Watchdog Input (WDI), Time-out = 1.6 sec., Manual Reset	5-pin SOT-23	N/A
MCP1321	1.0 to 5.5	-40 to +125	4.6, 2.9 ⁽¹⁾	Active-Low	Open-Drain/ CMOS Push-Pull	200	5	Watchdog Input (WDI), Time-out = 1.6 sec., Manual Reset (Active-Low Open-Drain, Active-High Push-Pull)	5-pin SOT-23	N/A
TC1270A	1.0 to 5.5	-40 to +125	4.63, 4.38, 3.08, 2.93, 2.63	Active-Low	CMOS Push-Pull	280	7	Manual Reset	4-pin SOT-143, 5-pin SOT-23	N/A
TC1271A	1.0 to 5.5	-40 to +125	4.63, 4.38, 3.08, 2.93, 2.63	Active-High	CMOS Push-Pull	280	7	Manual Reset	4-pin SOT-143, 5-pin SOT-23	N/A
TC1270AN	1.0 to 5.5	-40 to +125	4.63, 4.38, 3.08, 2.93, 2.63	Active-Low	Open-Drain	0	7	Manual Reset	4-pin SOT-143, 5-pin SOT-23	N/A
TCM809	1.2 to 5.5	-40 to +85	4.63, 4.38, 4.00, 3.08, 2.93, 2.63, 2.32	Active-Low	CMOS Push-Pull	240	12		3-pin SOT-23B, 3-pin SC-70	N/A
TCM810	1.2 to 5.5	-40 to +85	4.63, 4.38, 4.00, 3.08, 2.93, 2.63, 2.32	Active-High	CMOS Push-Pull	240	12		3-pin SOT-23B, 3-pin SC-70	N/A
MCP100	1.0 to 5.5	-40 to +85	4.72, 4.62, 4.47, 4.37, 3.075, 2.92, 2.62	Active-Low	CMOS Push-Pull	350	45		3-pin TO-92, 3-pin SOT-23B	D, H
MCP809	1.0 to 5.5	-40 to +85	4.72, 4.62, 4.47, 4.37, 3.075, 2.92, 2.62	Active-Low	CMOS Push-Pull	350	45		3-pin SOT-23B	N/A
MCP101	1.0 to 5.5	-40 to +85	4.72, 4.62, 4.47, 4.37, 3.075, 2.92, 2.62	Active-High	CMOS Push-Pull	350	45		3-pin TO-92, 3-pin SOT-23B	D, H
MCP810	1.0 to 5.5	-40 to +85	4.72, 4.62, 4.47, 4.37, 3.075, 2.92, 2.62	Active-High	CMOS Push-Pull	350	45		3-pin SOT-23B	N/A
MCP120	1.0 to 5.5	-40 to +85	4.72, 4.62, 4.47, 4.37, 3.075, 2.92, 2.62	Active-Low	Open-Drain	350	45		3-pin TO-92, 3-pin SOT-23, 8-pin SOIC	D, G, H
MCP130	1.0 to 5.5	-40 to +85	4.72, 4.62, 4.47, 4.37, 3.075, 2.92, 2.62	Active-Low	Open-Drain w/5 kΩ Pull-up	350	45		3-pin TO-92, 3-pin SOT-23, 8-pin SOIC	D, F, H
TC1232	4.5 to 5.5	-40 to +85	4.62, 4.37	Active-Low/High	Open-Drain	610	50	Watchdog Timer	8-pin PDIP, 8-pin SOIC, 16-pin SOIC	N/A
TC32M	4.5 to 5.5	-40 to +85	4.5	Active-Low	Open-Drain	700	50	Watchdog Timer	3-pin TO-92, 3-pin SOT-223	N/A

Note 1: Other reset voltage options available: 2.0V to 4.7V in 100 mV increments. Contact local Microchip sales office.

POWER MANAGEMENT – Voltage Detectors

Part #	Vcc Range (V)	Operating Temperature Range (°C)	Nominal Reset Voltage (V)	Reset Type	Output	Minimum Reset Pulse Width (ms)	Typical Supply Current (µA)	Features	Packages
MCP111	1.0 to 5.5	-40 to +125	4.63, 4.38, 3.08, 2.93, 2.63, 2.32, 1.90	Active-Low	Open-Drain	–	1		3-pin SOT-23B, 3-pin TO-92, 3-pin SC-70, 3-pin SOT-89
MCP112	1.0 to 5.5	-40 to +125	4.63, 4.38, 3.08, 2.93, 2.63, 2.32, 1.90	Active-Low	CMOS Push-Pull	–	1		3-pin SOT-23B, 3-pin TO-92, 3-pin SC-70, 3-pin SOT-89
TC51	0.7 to 10	-40 to +85	3.0, 2.7, 2.2	Active-Low	Open-Drain	50	1	Reset delay	3-pin SOT-23A
TC52	1.5 to 10	-40 to +85	4.5/2.7, 3.0/2.7	Active-Low	Open-Drain	–	2	Dual channel	5-pin SOT-23A
TC53	1.5 to 10	-40 to +85	2.9, 2.7, 2.2	Active-Low	CMOS Push-Pull or Open-Drain	–	1		5-pin SOT-23A
TC54	0.7 to 10	-40 to +85	4.3, 4.2, 3.0, 2.9, 2.7, 2.1, 1.4	Active-Low	CMOS Push-Pull or Open-Drain	–	1		3-pin SOT-23A, 3-pin SOT-89, 3-pin TO-92

POWER MANAGEMENT – Power MOSFET Drivers

Part #	Configuration	Operating Temperature Range (°C)	Peak Output Current (A)	Output Resistance (R _H /R _L) (Max. Ω @ 25°C)	Maximum Supply Voltage (V)	Input/Output Delay (to1, to2) ⁽¹⁾ (ns)	Packages
Low-Side Drivers, 0.5A to 1.2A Peak Output Current							
MCP1401	Single, Inverting	-40 to +125	0.5	18/16	18	40/40	5-pin SOT-23
MCP1402	Single, Non-inverting	-40 to +125	0.5	18/16	18	40/40	5-pin SOT-23
TC1410	Single, Inverting	-40 to +85	0.5	22/22	16	30/30	8-pin PDIP, 8-pin SOIC, 8-pin MSOP
TC1410N	Single, Non-inverting	-40 to +85	0.5	22/22	16	30/30	8-pin PDIP, 8-pin SOIC, 8-pin MSOP
TC1411	Single, Inverting	-40 to +85	1.0	11/11	16	30/30	8-pin PDIP, 8-pin SOIC, 8-pin MSOP
TC1411N	Single, Non-inverting	-40 to +85	1.0	11/11	16	30/30	8-pin PDIP, 8-pin SOIC, 8-pin MSOP
TC1426	Dual, Inverting	0 to +70	1.2	18/18	16	75/75	8-pin PDIP, 8-pin SOIC
TC1427	Dual, Non-inverting	0 to +70	1.2	18/18	16	75/75	8-pin PDIP, 8-pin SOIC
TC1428	Dual, Inverting and Non-inverting	0 to +70	1.2	18/18	16	75/75	8-pin PDIP, 8-pin SOIC
TC4467	Quad, Inverting	-40 to +85	1.2	15/15	18	40/40	14-pin PDIP, 16-pin SOIC (W)
TC4468	Quad, Non-inverting	-40 to +85	1.2	15/15	18	40/40	14-pin PDIP, 16-pin SOIC (W)
TC4469	Quad, Non-inverting	-40 to +85	1.2	15/15	18	40/40	14-pin PDIP, 16-pin SOIC (W)
Low-Side Drivers, 1.5A Peak Output Current							
MCP1415	Single, Inverting	-40 to +125	1.5	7.5/5.5	18	50/55	5-pin SOT-23
MCP1416	Single, Non-inverting	-40 to +125	1.5	7.5/5.5	18	50/55	5-pin SOT-23
TC4403	Single, Non-inverting Floating Load Driver	-40 to +85	1.5	5/5	18	33/38	8-pin PDIP
TC4404	Dual, Inverting	-40 to +85	1.5	10/10	18	15/32	8-pin PDIP, 8-pin SOIC
TC4405	Dual, Non-inverting	-40 to +85	1.5	10/10	18	15/32	8-pin PDIP, 8-pin SOIC
TC4426A	Dual, Inverting	-40 to +125	1.5	9/9	18	30/30	8-pin PDIP, 8-pin SOIC, 8-pin DFN
TC4427A	Dual, Non-inverting	-40 to +125	1.5	9/9	18	30/30	8-pin PDIP, 8-pin SOIC, 8-pin DFN
TC4428A	Dual, Inverting and Non-inverting	-40 to +125	1.5	9/9	18	30/30	8-pin PDIP, 8-pin SOIC, 8-pin DFN
TC4426	Dual, Inverting	-40 to +125	1.5	10/10	18	20/40	8-pin PDIP, 8-pin SOIC, 8-pin DFN, 8-pin MSOP
TC4427	Dual, Non-inverting	-40 to +125	1.5	10/10	18	20/40	8-pin PDIP, 8-pin SOIC, 8-pin DFN, 8-pin MSOP
TC4428	Dual, Inverting and Non-inverting	-40 to +125	1.5	10/10	18	20/40	8-pin PDIP, 8-pin SOIC, 8-pin DFN, 8-pin MSOP
TC426	Dual, Inverting	-40 to +85	1.5	15/10	18	50/75	8-pin PDIP, 8-pin SOIC
TC427	Dual, Non-inverting	-40 to +85	1.5	15/10	18	50/75	8-pin PDIP, 8-pin SOIC
TC428	Dual, Inverting and Non-inverting	-40 to +85	1.5	15/10	18	50/75	8-pin PDIP, 8-pin SOIC

Note 1: to1 = delay time from input low-to-high transition to output transition. to2 = delay time from input high-to-low transition to output transition.

POWER MANAGEMENT – Power MOSFET Drivers (Continued)							
Part #	Configuration	Operating Temperature Range (°C)	Peak Output Current (A)	Output Resistance (R _H /R _L) (Max. Ω @ 25°C)	Maximum Supply Voltage (V)	Input/Output Delay (to1, to2) ⁽¹⁾ (ns)	Packages
Low-Side Drivers, 2.0A to 12.0A Peak Output Current							
TC1412	Single, Inverting	-40 to +85	2	6/6	16	35/35	8-pin PDIP, 8-pin SOIC, 8-pin MSOP
TC1412N	Single, Non-inverting	-40 to +85	2	6/6	16	35/35	8-pin PDIP, 8-pin SOIC, 8-pin MSOP
TC1413	Single, Inverting	-40 to +85	3	4/4	16	35/35	8-pin PDIP, 8-pin SOIC, 8-pin MSOP
TC1413N	Single, Non-inverting	-40 to +85	3	4/4	16	35/35	8-pin PDIP, 8-pin SOIC, 8-pin MSOP
TC4423A	Dual, Inverting	-40 to +125	3	3 (typ)/4 (typ)	18	40 (typ)/40 (typ)	8-pin PDIP, 8-pin SOIC, 8-pin DFN
TC4424A	Dual, Non-inverting	-40 to +125	3	3 (typ)/4 (typ)	18	40 (typ)/40 (typ)	8-pin PDIP, 8-pin SOIC, 8-pin DFN
TC4425A	Dual, Inverting and Non-inverting	-40 to +125	3	3 (typ)/4 (typ)	18	40 (typ)/40 (typ)	8-pin PDIP, 8-pin SOIC, 8-pin DFN
TC4423	Dual, Inverting	-40 to +125	3	5/5	18	33/38	8-pin PDIP, 16-pin SOIC (W), 8-pin DFN
TC4424	Dual, Non-inverting	-40 to +125	3	5/5	18	33/38	8-pin PDIP, 16-pin SOIC (W), 8-pin DFN
TC4425	Dual, Inverting and Non-inverting	-40 to +125	3	5/5	18	33/38	8-pin PDIP, 16-pin SOIC (W), 8-pin DFN
MCP14E3	Dual, Inverting	-40 to +125	4.0	3.5/3.0	18	55/55	8-pin PDIP, 8-pin SOIC, 8-pin 6x5 DFN
MCP14E4	Dual, Non-inverting	-40 to +125	4.0	3.5/3.0	18	55/55	8-pin PDIP, 8-pin SOIC, 8-pin 6x5 DFN
MCP14E5	Dual, Inverting and Non-inverting	-40 to +125	4.0	3.5/3.0	18	55/55	8-pin PDIP, 8-pin SOIC, 8-pin 6x5 DFN
MCP1403	Dual, Inverting	-40 to +125	4.5	3/3.5	18	48/48	8-pin PDIP, 8-pin SOIC, 8-pin 6x5 DFN, 16-pin SOIC
MCP1404	Dual, Non-inverting	-40 to +125	4.5	3/3.5	18	48/48	8-pin PDIP, 8-pin SOIC, 8-pin 6x5 DFN, 16-pin SOIC
MCP1405	Dual, Inverting and Non-inverting	-40 to +125	4.5	3/3.5	18	48/48	8-pin PDIP, 8-pin SOIC, 8-pin 6x5 DFN, 16-pin SOIC
MCP1406	Single, Inverting	-40 to +125	6	1.8 (typ)/2.0 (typ)	18	30/30	5-pin TO-220, 8-pin PDIP, 8-pin 6x5 DFN, 8-pin SOIC
MCP1407	Single, Non-inverting	-40 to +125	6	1.8 (typ)/2.0 (typ)	18	30/30	5-pin TO-220, 8-pin PDIP, 8-pin 6x5 DFN, 8-pin SOIC
TC429	Single, Inverting	-40 to +85	6	2.5/2.5	18	53/60	8-pin PDIP, 8-pin DFN, 8-pin SOIC
TC4420	Single, Non-inverting	-40 to +125	6	2.8/2.5	18	55/55	8-pin PDIP, 8-pin SOIC, 5-pin TO-220, 8-pin DFN
TC4429	Single, Inverting	-40 to +125	6	2.8/2.5	18	55/55	8-pin PDIP, 8-pin SOIC, 5-pin TO-220, 8-pin DFN
TC4421	Single, Inverting	-40 to +125	9	1.4 (typ)/1.7	18	30/33	8-pin PDIP, 5-pin TO-220, 8-pin DFN
TC4421A	Single, Inverting	-40 to +125	9	1.25 (typ)/1.5	18	38/42	8-pin PDIP, 8-pin SOIC, 5-pin TO-220, 8-pin 6x5 DFN
TC4422	Single, Non-inverting	-40 to +125	9	1.4 (typ)/1.7	18	30/33	8-pin PDIP, 5-pin TO-220, 8-pin DFN
TC4422A	Single, Non-inverting	-40 to +125	9	1.25 (typ)/1.5	18	38/42	8-pin PDIP, 8-pin SOIC, 5-pin TO-220, 8-pin 6x5 DFN
TC4451	Single, Inverting	-40 to +125	12	0.6 (typ)/1.5	18	15/15	8-pin SOIC, 8-pin PDIP, 8-pin 6x5 DFN, 5-pin TO-220, 5-pin DDDPAK
TC4452	Single, Non-inverting	-40 to +125	12	0.6 (typ)/1.5	18	15/15	8-pin SOIC, 8-pin PDIP, 8-pin 6x5 DFN, 5-pin TO-220, 5-pin DDDPAK
High-Side/Low-Side Drivers							
TC4626	Single, Inverting	-40 to +85	1.5	15/10	6	35/45	8-pin PDIP, 16-pin SOIC (W)
TC4627	Single, Non-inverting	-40 to +85	1.5	15/10	6	35/45	8-pin PDIP, 16-pin SOIC (W)
TC4431	Single, Inverting	-40 to +85	1.5	10/10	30	62/78	8-pin PDIP, 8-pin SOIC
TC4432	Single, Non-inverting	-40 to +85	1.5	10/10	30	62/78	8-pin PDIP, 8-pin SOIC
Synchronous Buck High-Side Drivers							
MCP14628	Dual, Non-inverting	-40 to +85	2	2.5/2.5	5 (V _{DD}), 36 (Boot Pin)	18/20	8-pin SOIC, 8-pin 3x3 DFN
MCP14700	Dual, Non-inverting	-40 to +125	2	2.5/2.5	5 (V _{DD}), 36 (Boot Pin)	25/25	8-pin SOIC, 8-pin 3x3 DFN

Note 1: to1 = delay time from input low-to-high transition to output transition. to2 = delay time from input high-to-low transition to output transition.

POWER MANAGEMENT – Battery Chargers

Part #	Mode	Cell Type	# of Cells	Vcc Range (V)	Cell Voltage (V)	Maximum Charging Current (mA)	Max. Voltage Regulation (%)	Int/Ext FET	Features	Packages
MCP73113	Linear	Li-ion/Li-Polymer	1	4 to 16	4.1, 4.2, 4.35, 4.4	1100	±0.5	Int	6.5V Overvoltage Protection	10-pin 3x3 DFN
MCP73114	Linear	Li-ion/Li-Polymer	1	4 to 16	4.1, 4.2, 4.35, 4.4	1100	±0.5	Int	5.8V Overvoltage Protection	10-pin 3x3 DFN
MCP73123	Linear	LiFePO4	1	4 to 16	3.6	1100	±0.5	Int	6.5V Overvoltage Protection, LiFePO4 charging	10-pin 3x3 DFN
MCP73213	Linear	Li-ion/Li-Polymer	2	4 to 16	8.2, 8.4, 8.7, 8.8	1100	±0.6	Int	13V Overvoltage Protection	10-pin 3x3 DFN
MCP73223	Linear	LiFePO4	2	4 to 16	7.2	1100	±0.6	Int	13V Overvoltage Protection, LiFePO4 charging	10-pin 3x3 DFN
MCP73826	Linear	Li-Ion/Li-Polymer	1	4.5 to 5.5	4.1, 4.2	N/A	±1.0	Ext	Small size, charge current set by external FET	6-pin SOT-23
MCP73827	Linear	Li-Ion/Li-Polymer	1	4.5 to 5.5	4.1, 4.2	N/A	±1.0	Ext	Mode indicator, Charge Current monitor, charge current set by external FET	8-pin MSOP
MCP73828	Linear	Li-Ion/Li Polymer	1	4.5 to 5.5	4.1, 4.2	N/A	±1.0	Ext	Temperature monitor, charge current set by external FET	8-pin MSOP
MCP73841	Linear	Li-Ion/Li-Polymer	1	4.5 to 12	4.1, 4.2	N/A	±0.5	Ext	Safety charge timers, Temperature monitor, charge current set by external FET	10-pin MSOP
MCP73842	Linear	Li-Ion/Li-Polymer	2	8.7 to 12	8.2, 8.4	N/A	±0.5	Ext	Safety charge timers, Temperature monitor, charge current set by external FET	10-pin MSOP
MCP73843	Linear	Li-Ion/Li-Polymer	1	4.5 to 12	4.1, 4.2	N/A	±0.5	Ext	Safety charge timers, charge current set by external FET	8-pin MSOP
MCP73844	Linear	Li-Ion/Li-Polymer	2	8.7 to 12	8.2, 8.4	N/A	±0.5	Ext	Safety charge timers, charge current set by external FET	8-pin MSOP
MCP73811	Linear	Li-Ion/Li-Polymer	1	3.7 to 6.0	4.2	500	±1.0	Int	Selectable charge current (100 mA, 500 mA), Charge enable input	5-pin SOT-23
MCP73812	Linear	Li-Ion/Li Polymer	1	3.7 to 6.0	4.2	500	±1.0	Int	Programmable charge current (100 mA, 500 mA), Charge enable input	5-pin SOT-23
MCP73831	Linear	Li-Ion/Li-Polymer	1	3.7 to 6.0	4.2, 4.35, 4.4, 4.5	500	±0.75	Int	UVLO, Thermal regulation, Programmable charge current, tri-state STAT pin	5-pin SOT-23, 8-pin 2x3 DFN
MCP73832	Linear	Li-Ion/Li-Polymer	1	3.7 to 6.0	4.2, 4.35, 4.4, 4.5	500	±0.75	Int	UVLO, Thermal regulation, Programmable charge current, open-drain STAT pin	5-pin SOT-23, 8-pin 2x3 DFN
MCP73853	Linear	Li-Ion/Li-Polymer	1	4.5 to 5.5	4.1, 4.2	500	±0.5	Int	USB control, Safety charge timers, Temperature monitor, Thermal regulation	16-pin 4x4 QFN
MCP73855	Linear	Li-Ion/Li-Polymer	1	4.5 to 5.5	4.1, 4.2	500	±0.5	Int	USB control, Safety charge timers, Thermal regulation	10-pin 3x3 DFN
MCP73833	Linear	Li-Ion/Li-Polymer	1	3.7 to 6.0	4.2, 4.35, 4.4, 4.5	1000	±0.75	Int	UVLO, Thermal regulation, Thermistor input, LDO Test mode, Multiple V _{REG} outputs, Safety timer, Power Good output	10-pin 3x3 DFN, 10-pin MSOP
MCP73834	Linear	Li-Ion/Li-Polymer	1	3.7 to 6.0	4.2, 4.35, 4.4, 4.5	1000	±0.75	Int	UVLO, Thermal regulation, Thermistor input, LDO Test mode, Multiple V _{REG} outputs, Safety timer, Timer enable input	10-pin 3x3 DFN, 10-pin MSOP
MCP73837	Linear	Li-Ion/Li-Polymer	1	3.7 to 6.0	4.2, 4.35, 4.4, 4.5	1000	±0.75	Int	Dual input (USB, DC input from adapter) auto-switching, UVLO, Thermal regulation, Thermistor input, Power Good output	10-pin 3x3 DFN, 10-pin MSOP
MCP73838	Linear	Li-Ion/Li Polymer	1	3.7 to 6.0	4.2, 4.35, 4.4, 4.5	1000	±0.75	Int	Dual input (USB, DC input from adapter) auto-switching, UVLO, Thermal regulation, Timer enable input	10-pin 3x3 DFN, 10-pin MSOP
MCP73861	Linear	Li-Ion/Li-Polymer	1	4.5 to 12	4.1, 4.2	1000	±0.5	Int	Safety charge timers, Temperature monitor, Thermal regulation, flashing STAT1 output on charge complete	16-pin 4x4 QFN, 16-pin SOIC
MCP73862	Linear	Li-Ion/Li-Polymer	2	8.7 to 12	8.2, 8.4	1000	±0.5	Int	Safety charge timers, Temperature monitor, Thermal regulation, hi-Z STAT1 output on charge complete	16-pin 4x4 QFN, 16-pin SOIC
MCP73863	Linear	Li-Ion/Li-Polymer	1	4.5 to 12	4.1, 4.2	1000	±0.5	Int	Safety charge timers, Temperature monitor, Thermal regulation, hi-Z STAT1 output on charge complete	16-pin 4x4 QFN, 16-pin SOIC
MCP73864	Linear	Li-Ion/Li-Polymer	2	8.7 to 12	8.2, 8.4	1000	±0.5	Int	Safety charge timers, Temperature monitor, Thermal regulation, hi-Z STAT1 output on charge complete	16-pin 4x4 QFN, 16-pin SOIC
MCP73871	Linear	Li-Ion/Li-Polymer	1	3.75 to 6.0	4.2, 4.35, 4.4, 4.5	1500 (A/C Adapter) 500 (USB)	±0.5	Int	Simultaneous charging of load and battery, load-dependent charging, multiple programmable charge currents	20-pin 4x4 QFN, 20-pin SSOP

POWER MANAGEMENT – Hot Swap Controllers

Part #	Number of Outputs	V _{POS} to V _{NEG} Differential Voltage (V)	Junction Temperature Range (°C)	OVLO	UVLO	Power Good	Int/Ext FET	Applications	Packages
MCP18480	1	-0.3 to +15.0	-40 to +85	Adjustable	Adjustable	Adjustable	Ext	-48V Telecom/Datacom, Bus/Backplane	20-pin SSOP

LINEAR
LINEAR – Op Amps

Part #	# per Package	GBWP	I _o Typical (μA)	V _{os} Max (mV)	Typical Input Bias Current (pA)	Input Voltage Noise Density (nV/rtHz)	Operating Voltage (V)	Temperature Range (°C)	Features	Packages
MCP6031	1	10 kHz	0.9	0.15	1	165 ⁽¹⁾	1.8 to 5.5	-40 to +125	Rail-to-Rail Input/Output	8-pin SOIC, 8-pin MSOP, 8-pin 2x3 DFN, 5-pin SOT-23
MCP6032	2	10 kHz	0.9	0.15	1	165 ⁽¹⁾	1.8 to 5.5	-40 to +125	Rail-to-Rail Input/Output	8-pin SOIC, 8-pin MSOP
MCP6033	1	10 kHz	0.9	0.15	1	165 ⁽¹⁾	1.8 to 5.5	-40 to +125	Rail-to-Rail Input/Output, Chip Select	8-pin SOIC, 8-pin MSOP, 8-pin 2x3 DFN
MCP6034	4	10 kHz	0.9	0.15	1	165 ⁽¹⁾	1.8 to 5.5	-40 to +125	Rail-to-Rail Input/Output	14-pin SOIC, 14-pin TSSOP
MCP6041	1	14 kHz	0.6	3	1	170 ⁽¹⁾	1.4 to 6.0	-40 to +125	Rail-to-Rail Input/Output	8-pin PDIP, 8-pin SOIC, 8-pin MSOP, 5-pin SOT-23 ⁽⁵⁾
MCP6042	2	14 kHz	0.6	3	1	170 ⁽¹⁾	1.4 to 6.0	-40 to +125	Rail-to-Rail Input/Output	8-pin PDIP, 8-pin SOIC, 8-pin MSOP
MCP6043	1	14 kHz	0.6	3	1	170 ⁽¹⁾	1.4 to 6.0	-40 to +125	Rail-to-Rail Input/Output, Chip Select	8-pin PDIP, 8-pin SOIC, 8-pin MSOP, 6-pin SOT-23 ⁽⁵⁾
MCP6044	4	14 kHz	0.6	3	1	170 ⁽¹⁾	1.4 to 6.0	-40 to +125	Rail-to-Rail Input/Output	14-pin PDIP, 14-pin SOIC, 14-pin TSSOP
MCP6141	1	100 kHz	0.6	3	1	170 ⁽¹⁾	1.4 to 6.0	-40 to +125	Rail-to-Rail Input/Output, G>10 stable	5-pin SOT-23 ⁽⁵⁾ , 8-pin PDIP, 8-pin SOIC, 8-pin MSOP
MCP6142	2	100 kHz	0.6	3	1	170 ⁽¹⁾	1.4 to 6.0	-40 to +125	Rail-to-Rail Input/Output, G>10 stable	8-pin PDIP, 8-pin SOIC, 8-pin MSOP
MCP6143	1	100 kHz	0.6	3	1	170 ⁽¹⁾	1.4 to 6.0	-40 to +125	Rail-to-Rail Input/Output, G>10 stable, Chip Select	6-pin SOT-23 ⁽⁵⁾ , 8-pin PDIP, 8-pin SOIC, 8-pin MSOP
MCP6144	4	100 kHz	0.6	3	1	170 ⁽¹⁾	1.4 to 6.0	-40 to +125	Rail-to-Rail Input/Output, G>10 stable	14-pin PDIP, 14-pin SOIC, 14-pin TSSOP
MCP606	1	155 kHz	19	0.25	1	38 ⁽¹⁾	2.5 to 6.0	-40 to +125	Rail-to-Rail Output	8-pin PDIP, 8-pin SOIC, 8-pin TSSOP, 5-pin SOT23 ⁽⁵⁾
MCP607	2	155 kHz	19	0.25	1	38 ⁽¹⁾	2.5 to 6.0	-40 to +85	Rail-to-Rail Output	8-pin PDIP, 8-pin SOIC, 8-pin TSSOP
MCP608	1	155 kHz	19	0.25	1	38 ⁽¹⁾	2.5 to 6.0	-40 to +85	Rail-to-Rail Output, Chip Select	8-pin PDIP, 8-pin SOIC, 8-pin TSSOP
MCP609	4	155 kHz	19	0.25	1	38 ⁽¹⁾	2.5 to 6.0	-40 to +85	Rail-to-Rail Output	14-pin PDIP, 14-pin SOIC, 14-pin TSSOP
MCP616	1	190 kHz	19	0.15	15000	32 ⁽¹⁾	2.3 to 5.5	-40 to +85	Rail-to-Rail Output, PNP Input	8-pin PDIP, 8-pin SOIC, 8-pin MSOP
MCP617	2	190 kHz	19	0.15	15000	32 ⁽¹⁾	2.3 to 5.5	-40 to +85	Rail-to-Rail Output, PNP	8-pin PDIP, 8-pin SOIC, 8-pin MSOP
MCP618	1	190 kHz	19	0.15	15000	32 ⁽¹⁾	2.3 to 5.5	-40 to +85	Rail-to-Rail Output, Chip Select, PNP Input	8-pin PDIP, 8-pin SOIC, 8-pin MSOP
MCP619	4	190 kHz	19	0.15	15000	32 ⁽¹⁾	2.3 to 5.5	-40 to +85	Rail-to-Rail Output, PNP Input	14-pin PDIP, 14-pin SOIC, 14-pin TSSOP
MCP6231	1	300 kHz	20	5	1	52 ⁽¹⁾	1.8 to 6.0	-40 to +125	Rail-to-Rail Input/Output	5-pin SC-70 ^(U) , 5-pin SOT-23 ^(S,R,U) , 8-pin PDIP, 8-pin SOIC, 8-pin MSOP, 8-pin 2x3 TDFN
MCP6232	2	300 kHz	20	5	1	52 ⁽¹⁾	1.8 to 6.0	-40 to +125	Rail-to-Rail Input/Output	8-pin PDIP, 8-pin SOIC, 8-pin MSOP, 8-pin 2x3 TDFN
MCP6234	4	300 kHz	20	5	1	52 ⁽¹⁾	1.8 to 6.0	-40 to +125	Rail-to-Rail Input/Output	14-pin PDIP, 14-pin SOIC, 14-pin TSSOP
MCP6051	1	385 kHz	30	0.15	1	34 ⁽²⁾	1.8 to 6.0	-40 to +125	Rail-to-Rail Input/Output	8-pin SOIC, 8-pin 2x3 DFN
MCP6052	2	385 kHz	30	0.15	1	34 ⁽²⁾	1.8 to 6.0	-40 to +125	Rail-to-Rail Input/Output	8-pin SOIC, 8-pin 2x3 DFN
MCP6054	4	385 kHz	30	0.15	1	34 ⁽²⁾	1.8 to 6.0	-40 to +125	Rail-to-Rail Input/Output	14-pin SOIC, 14-pin TSSOP
MCP6241	1	550 kHz	50	5	1	45 ⁽¹⁾	1.8 to 5.5	-40 to +125	Rail-to-Rail Input/Output	5-pin SC-70 ^(U) , 5-pin SOT-23 ^(S,R,U) , 8-pin PDIP, 8-pin SOIC, 8-pin MSOP, 8-pin 2x3 TDFN

Legend: S = Standard Pinout; R = Reverse Pinout; U = Alternative Pinout

Note 1: Values are typical at 1 kHz

2: Values are typical at 10 kHz

LINEAR – Op Amps (Continued)

Part #	# per Package	GBWP	I _Q Typical (μA)	V _{OS} Max (mV)	Typical Input Bias Current (pA)	Input Voltage Noise Density (nV/√Hz)	Operating Voltage (V)	Temperature Range (°C)	Features	Packages
MCP6242	2	550 kHz	50	5	1	45 ⁽¹⁾	1.8 to 5.5	-40 to +125	Rail-to-Rail Input/Output	8-pin PDIP, 8-pin SOIC, 8-pin MSOP
MCP6244	4	550 kHz	50	5	1	45 ⁽¹⁾	1.8 to 5.5	-40 to +125	Rail-to-Rail Input/Output	14-pin PDIP, 14-pin SOIC, 14-pin TSSOP
MCP6061	1	730 kHz	60	0.15	1	25 ⁽²⁾	1.8 to 6.0	-40 to +125	Rail-to-Rail Input/Output	8-pin SOIC, 8-pin 2x3 DFN
MCP6062	2	730 kHz	60	0.15	1	25 ⁽²⁾	1.8 to 6.0	-40 to +125	Rail-to-Rail Input/Output	8-pin SOIC, 8-pin 2x3 DFN
MCP6064	4	730 kHz	60	0.15	1	25 ⁽²⁾	1.8 to 6.0	-40 to +125	Rail-to-Rail Input/Output	14-pin SOIC, 14-pin TSSOP
MCP6001	1	1 MHz	100	4.5	1	28 ⁽¹⁾	1.8 to 6.0	-40 to +125	Rail-to-Rail Input/Output	5-pin SOT-23 ^(S,R,U) , 5-pin SC-70 ^(R)
MCP6002	2	1 MHz	100	4.5	1	28 ⁽¹⁾	1.8 to 6.0	-40 to +125	Rail-to-Rail Input/Output	8-pin PDIP, 8-pin SOIC, 8-pin MSOP, 8-pin 2x3 DFN
MCP6004	4	1 MHz	100	4.5	1	28 ⁽¹⁾	1.8 to 6.0	-40 to +125	Rail-to-Rail Input/Output	14-pin PDIP, 14-pin SOIC, 14-pin TSSOP
MCP6L01	1	1 MHz	85	5	2	24 ⁽²⁾	1.8 to 6.0	-40 to +125	Rail-to-Rail Input/Output	5-pin SOT-23 ^(S,R,U) , 5-pin SC-70 ^(S)
MCP6L02	2	1 MHz	85	5	2	24 ⁽²⁾	1.8 to 6.0	-40 to +125	Rail-to-Rail Input/Output	8-pin SOIC, 8-pin MSOP
MCP6L04	4	1 MHz	85	5	2	24 ⁽²⁾	1.8 to 6.0	-40 to +125	Rail-to-Rail Input/Output	14-pin SOIC, 14-pin TSSOP
MCP6071	1	1.2 MHz	110	0.15	1	19 ⁽²⁾	1.8 to 6.0	-40 to +125	Rail-to-Rail Input/Output	8-pin SOIC, 8-pin 2x3 DFN
MCP6072	2	1.2 MHz	110	0.15	1	19 ⁽²⁾	1.8 to 6.0	-40 to +125	Rail-to-Rail Input/Output	8-pin SOIC, 8-pin 2x3 DFN
MCP6074	4	1.2 MHz	110	0.15	1	19 ⁽²⁾	1.8 to 6.0	-40 to +125	Rail-to-Rail Input/Output	14-pin SOIC, 14-pin TSSOP
MCP6271	1	2 MHz	170	3	1	20 ⁽¹⁾	2.0 to 6.0	-40 to +125	Rail-to-Rail Input/Output	5-pin SOT-23 ^(S,R) , 8-pin PDIP, 8-pin SOIC, 8-pin MSOP
MCP6272	2	2 MHz	170	3	1	20 ⁽¹⁾	2.0 to 6.0	-40 to +125	Rail-to-Rail Input/Output	8-pin PDIP, 8-pin SOIC, 8-pin MSOP
MCP6273	1	2 MHz	170	3	1	20 ⁽¹⁾	2.0 to 6.0	-40 to +125	Rail-to-Rail Input/Output, Chip Select	6-pin SOT-23 ^(S) , 8-pin PDIP, 8-pin SOIC, 8-pin MSOP
MCP6274	4	2 MHz	170	3	1	20 ⁽¹⁾	2.0 to 6.0	-40 to +125	Rail-to-Rail Input/Output	14-pin PDIP, 14-pin SOIC, 14-pin TSSOP
MCP6275	2	2 MHz	150	3	1	20 ⁽¹⁾	2.0 to 6.0	-40 to +125	Rail-to-Rail Input/Output, Dual Connected, Chip Select	8-pin PDIP, 8-pin SOIC, 8-pin MSOP
MCP6L71	1	2 MHz	150	4	1	19 ⁽²⁾	2.0 to 6.0	-40 to +125	Rail-to-Rail Input/Output	5-pin SOT-23 ^(S,R) , 8-pin SOIC ^(S) , 8-pin MSOP ^(S)
MCP6L72	2	2 MHz	150	4	1	19 ⁽²⁾	2.0 to 6.0	-40 to +125	Rail-to-Rail Input/Output	8-pin SOIC, 8-pin MSOP
MCP6L74	4	2 MHz	150	4	1	19 ⁽²⁾	2.0 to 6.0	-40 to +125	Rail-to-Rail Input/Output	14-pin SOIC, 14-pin TSSOP
MCP601	1	2.8 MHz	230	2	1	29 ⁽¹⁾	2.7 to 6.0	-40 to +125	Rail-to-Rail Output	5-pin SOT-23 ^(S,R) , 8-pin PDIP, 8-pin SOIC, 8-pin TSSOP
MCP602	2	2.8 MHz	230	2	1	29 ⁽¹⁾	2.7 to 6.0	-40 to +125	Rail-to-Rail Output	8-pin PDIP, 8-pin SOIC, 8-pin TSSOP
MCP603	1	2.8 MHz	230	2	1	29 ⁽¹⁾	2.7 to 6.0	-40 to +125	Rail-to-Rail Output, Chip Select	6-pin SOT-23 ^(S) , 8-pin PDIP, 8-pin SOIC, 8-pin TSSOP
MCP604	4	2.8 MHz	230	2	1	29 ⁽¹⁾	2.7 to 6.0	-40 to +125	Rail-to-Rail Output	14-pin PDIP, 14-pin SOIC, 14-pin TSSOP
MCP6L1	1	2.8 MHz	200	3	1	21 ⁽²⁾	2.7 to 6.0	-40 to +125	Rail-to-Rail Output	5-pin SOT-23 ^(S,R) , 8-pin SOIC ^(S) , 8-pin MSOP ^(S)
MCP6L2	2	2.8 MHz	200	3	1	21 ⁽²⁾	2.7 to 6.0	-40 to +125	Rail-to-Rail Output	8-pin SOIC, 8-pin MSOP
MCP6L4	4	2.8 MHz	200	3	1	21 ⁽²⁾	2.7 to 6.0	-40 to +125	Rail-to-Rail Output	14-pin SOIC, 14-pin TSSOP
MCP6281	1	5 MHz	445	3	1	16 ⁽¹⁾	2.2 to 6.0	-40 to +125	Rail-to-Rail Input/Output	5-pin SOT-23 ^(S,R) , 8-pin PDIP, 8-pin SOIC, 8-pin MSOP
MCP6282	2	5 MHz	445	3	1	16 ⁽¹⁾	2.2 to 6.0	-40 to +125	Rail-to-Rail Input/Output	8-pin PDIP, 8-pin SOIC, 8-pin MSOP
MCP6283	1	5 MHz	445	3	1	16 ⁽¹⁾	2.2 to 6.0	-40 to +125	Rail-to-Rail Input/Output, Chip Select	6-pin SOT-23 ^(S,R) , 8-pin PDIP, 8-pin SOIC, 8-pin MSOP
MCP6284	4	5 MHz	445	3	1	16 ⁽¹⁾	2.2 to 6.0	-40 to +125	Rail-to-Rail Input/Output	14-pin PDIP, 14-pin SOIC, 14-pin TSSOP

Legend: S = Standard Pinout; R = Reverse Pinout; U = Alternative Pinout

Note 1: Values are typical at 1 kHz

2: Values are typical at 10 kHz

LINEAR – Op Amps (Continued)

Part #	# per Package	GBWP	I _Q Typical (μA)	V _{OS} Max (mV)	Typical Input Bias Current (pA)	Input Voltage Noise Density (nV/rtHz)	Operating Voltage (V)	Temperature Range (°C)	Features	Packages
MCP6285	2	5 MHz	400	3	1	16 ⁽¹⁾	2.2 to 6.0	-40 to +125	Rail-to-Rail Input/Output, Dual Connected, Chip Select	8-pin PDIP, 8-pin SOIC, 8-pin MSOP
MCP6286	1	3.5 MHz	540	1.5	1	5.4 ⁽²⁾	2.2 to 5.5	-40 to +125	Rail-to-Rail Output, Low Noise	5-pin SOT-23 ^(S,R)
MCP6021	1	10 MHz	1000	0.5	1	8.7 ⁽²⁾	2.5 to 5.5	-40 to +125	Rail-to-Rail Input/Output, 1/2 V _{CC} V _{REF}	5-pin SOT-23 ^(S,R) , 8-pin PDIP, 8-pin SOIC, 8-pin TSSOP, 8-pin MSOP
MCP6022	2	10 MHz	1000	0.5	1	8.7 ⁽²⁾	2.5 to 5.5	-40 to +125	Rail-to-Rail Input/Output	8-pin PDIP, 8-pin SOIC, 8-pin TSSOP
MCP6023	1	10 MHz	1000	0.5	1	8.7 ⁽²⁾	2.5 to 5.5	-40 to +125	Rail-to-Rail Input/Output, Chip Select, 1/2 V _{CC} V _{REF}	8-pin PDIP, 8-pin SOIC, 8-pin TSSOP
MCP6024	4	10 MHz	1000	0.5	1	8.7 ⁽²⁾	2.5 to 5.5	-40 to +125	Rail-to-Rail Input/Output	14-pin PDIP, 14-pin SOIC, 14-pin TSSOP
MCP6291	1	10 MHz	1000	3	1	8.7 ⁽²⁾	2.4 to 6.0	-40 to +125	Rail-to-Rail Input/Output	5-pin SOT-23 ^(S,R) , 8-pin PDIP, 8-pin SOIC, 8-pin MSOP
MCP6292	2	10 MHz	1000	3	1	8.7 ⁽²⁾	2.4 to 6.0	-40 to +125	Rail-to-Rail Input/Output	8-pin PDIP, 8-pin SOIC, 8-pin MSOP
MCP6293	1	10 MHz	1000	3	1	8.7 ⁽²⁾	2.4 to 6.0	-40 to +125	Rail-to-Rail Input/Output, Chip Select	6-pin SOT-23 ^(S) , 8-pin PDIP, 8-pin SOIC, 8-pin MSOP
MCP6294	4	10 MHz	1000	3	1	8.7 ⁽²⁾	2.4 to 6.0	-40 to +125	Rail-to-Rail Input/Output	14-pin PDIP, 14-pin SOIC, 14-pin TSSOP
MCP6295	2	10 MHz	1100	3	1	8.7 ⁽²⁾	2.4 to 6.0	-40 to +125	Rail-to-Rail Input/Output, Dual Connected, Chip Select	8-pin PDIP, 8-pin SOIC, 8-pin MSOP
MCP6L91	1	10 MHz	850	4	1	9.4 ⁽²⁾	2.4 to 6.0	-40 to +125	Rail-to-Rail Input/Output	5-pin SOT-23 ^(S,R) , 8-pin SOIC ^(S) , 8-pin MSOP ^(S)
MCP6L92	2	10 MHz	850	4	1	9.4 ⁽²⁾	2.4 to 6.0	-40 to +125	Rail-to-Rail Input/Output	8-pin SOIC, 8-pin MSOP
MCP6L94	4	10 MHz	850	4	1	9.4 ⁽²⁾	2.4 to 6.0	-40 to +125	Rail-to-Rail Input/Output	14-pin SOIC, 14-pin TSSOP
MCP621	1	20 MHz	2500	0.2	5	13 ⁽³⁾	2.5 to 5.5	-40 to +125	Rail-to-Rail Output, Chip Select, mCal Technology	8-pin SOIC
MCP622	2	20 MHz	2500	0.2	5	13 ⁽³⁾	2.5 to 5.5	-40 to +125	Rail-to-Rail Output, mCal Technology	8-pin SOIC, 8-pin 3x3 DFN
MCP625	2	20 MHz	2500	0.2	5	13 ⁽³⁾	2.5 to 5.5	-40 to +125	Rail-to-Rail Output, Chip Selects, mCal Technology	10-pin MSOP, 10-pin 3x3 DFN
MCP631	1	24 MHz	2500	8	4	10 ⁽³⁾	2.5 to 5.5	-40 to +125	Rail-to-Rail Output	8-pin SOIC
MCP632	2	24 MHz	2500	8	4	10 ⁽³⁾	2.5 to 5.5	-40 to +125	Rail-to-Rail Output	8-pin SOIC, 8-pin 3x3 DFN
MCP633	1	24 MHz	2500	8	4	10 ⁽³⁾	2.5 to 5.5	-40 to +125	Rail-to-Rail Output, Chip Select	8-pin SOIC
MCP635	2	24 MHz	2500	8	4	10 ⁽³⁾	2.5 to 5.5	-40 to +125	Rail-to-Rail Output, Chip Selects	10-pin MSOP, 10-pin 3x3 DFN
MCP651	1	50 MHz	6000	0.2	6	7.5 ⁽³⁾	2.5 to 5.5	-40 to +125	Rail-to-Rail Output, Chip Select, mCal Technology	8-pin SOIC
MCP652	2	50 MHz	6000	0.2	6	7.5 ⁽³⁾	2.5 to 5.5	-40 to +125	Rail-to-Rail Output, mCal Technology	8-pin SOIC, 8-pin 3x3 DFN
MCP655	2	50 MHz	6000	0.2	6	7.5 ⁽³⁾	2.5 to 5.5	-40 to +125	Rail-to-Rail Output, Chip Selects, mCal Technology	10-pin MSOP, 10-pin 3x3 DFN
MCP661	1	60 MHz	6000	8	6	6.8 ⁽³⁾	2.5 to 5.5	-40 to +125	Rail-to-Rail Output	8-pin SOIC
MCP662	2	60 MHz	6000	8	6	6.8 ⁽³⁾	2.5 to 5.5	-40 to +125	Rail-to-Rail Output	8-pin SOIC, 8-pin 3x3 DFN
MCP663	1	60 MHz	6000	8	6	6.8 ⁽³⁾	2.5 to 5.5	-40 to +125	Rail-to-Rail Output, Chip Select	8-pin SOIC
MCP665	2	60 MHz	6000	8	6	6.8 ⁽³⁾	2.5 to 5.5	-40 to +125	Rail-to-Rail Output, Chip Selects	10-pin MSOP, 10-pin 3x3 DFN

Legend: S = Standard Pinout; R = Reverse Pinout; U = Alternative Pinout

Note 1: Values are typical at 1 kHz
2: Values are typical at 10 kHz
3: Values are typical at 1 MHz

LINEAR – High Precision Operational Amplifiers									
Part #	# per Package	GBWP	I _Q Max (mA)	Typical Vos (μV)	Vos Drift Max (μV/°C)	Operating Voltage (V)	Temperature Range (°C)	Features	Packages
Chopper Stabilized									
TC7650	1	2.0 MHz	3.5	5	0.05	4.5 to 16	0 to +70	Single and Split Supply	8-pin PDIP, 14-pin PDIP
TC7652	1	0.4 MHz	3	5	0.05	5 to 16	0 to +70	Single and Split Supply, Low Noise	8-pin PDIP, 14-pin PDIP
Auto-Zero									
MCP6V01	1	1.3 MHz	0.4	2	0.05	1.8 to 5.5	-40 to +125	Rail-to-Rail Input/Output	8-pin SOIC, 8-pin 2x3 TDFN
MCP6V02	2	1.3 MHz	0.4	2	0.05	1.8 to 5.5	-40 to +125	Rail-to-Rail Input/Output	8-pin SOIC, 8-pin 4x4 DFN
MCP6V03	1	1.3 MHz	0.4	2	0.05	1.8 to 5.5	-40 to +125	Rail-to-Rail Input/Output, Chip Select	8-pin SOIC, 8-pin 2x3 TDFN
MCP6V06	1	1.3 MHz	0.4	3	0.05	1.8 to 5.5	-40 to +125	Rail-to-Rail Input/Output	8-pin SOIC, 8-pin 2x3 TDFN
MCP6V07	2	1.3 MHz	0.4	3	0.05	1.8 to 5.5	-40 to +125	Rail-to-Rail Input/Output	8-pin SOIC, 8-pin 4x4 DFN
MCP6V08	1	1.3 MHz	0.4	3	0.05	1.8 to 5.5	-40 to +125	Rail-to-Rail Input/Output, Chip Select	8-pin SOIC, 8-pin 2x3 TDFN
TC913A/B	2	1.5 MHz	1.1	15	0.15/0.30	7 to 16	0 to +70	Single and Split Supply	8-pin PDIP, 8-pin SOIC

LINEAR – Programmable Gain Amplifiers (PGA)									
Part #	Channels	-3dB BW (MHz)	I _Q Typ. (mA)	Vos (μV)	Operating Voltage (V)	Temperature Range (°C)	Features	Packages	
MCP6S21	1	2 to 12	1.1	275	2.5 to 5.5	-40 to +85	SPI, 8 Gain Steps, Software Shutdown	8-pin PDIP, 8-pin SOIC, 8-pin MSOP	
MCP6S22	2	2 to 12	1.1	275	2.5 to 5.5	-40 to +85	SPI, 8 Gain Steps, Software Shutdown	8-pin PDIP, 8-pin SOIC, 8-pin MSOP	
MCP6S26	6	2 to 12	1.1	275	2.5 to 5.5	-40 to +85	SPI, 8 Gain Steps, Software Shutdown	14-pin PDIP, 14-pin SOIC, 14-pin TSSOP	
MCP6S28	8	2 to 12	1.1	275	2.5 to 5.5	-40 to +85	SPI, 8 Gain Steps, Software Shutdown	16-pin PDIP, 16-pin SOIC	
MCP6S91	1	1 to 18	1.0	4000	2.5 to 5.5	-40 to +125	SPI, 8 Gain Steps, Software Shutdown, V _{REF}	8-pin PDIP, 8-pin SOIC, 8-pin MSOP	
MCP6S92	2	1 to 18	1.0	4000	2.5 to 5.5	-40 to +125	SPI, 8 Gain Steps, Software Shutdown	8-pin PDIP, 8-pin SOIC, 8-pin MSOP	
MCP6S93	2	1 to 18	1.0	4000	2.5 to 5.5	-40 to +125	SPI, 8 Gain Steps, Software Shutdown, V _{REF} , SO	10-pin MSOP	

LINEAR – Selectable Gain Amplifiers (SGA)									
Part #	Channels	-3dB BW (kHz)	I _Q (μA)	Vos (mV)	Operating Voltage (V)	Temperature Range (°C)	Gain Steps (V/V)	Features	Packages
MCP6G01	1	900	110	4.5	1.8 to 5.5	-40 to +125	1, 10, 50	Tri-State Control Pin	8-pin SOIC, 8-pin MSOP, 5-pin SOT-23 ^(S,R,U)
MCP6G02	2	900	110	4.5	1.8 to 5.5	-40 to +125	1, 10, 50	Tri-State Control Pin	8-pin SOIC, 8-pin MSOP
MCP6G03	1	900	110	4.5	1.8 to 5.5	-40 to +125	1, 10, 50	Tri-State Control Pin, Chip Select	8-pin SOIC, 8-pin MSOP
MCP6G04	4	900	110	4.5	1.8 to 5.5	-40 to +125	1, 10, 50	Tri-State Control Pin	14-pin SOIC, 14-pin TSSOP

LINEAR – Comparators									
Part #	# per Package	V _{REF} (V)	Typical Propagation Delay (μs)	I _Q Typical (μA)	Vos Max (mV)	Operating Voltage (V)	Temperature Range (°C)	Features	Packages
MCP6541	1	–	4	1	5	1.6 to 5.5	-40 to +125	Push-Pull, Rail-to-Rail Input/Output	5-pin SOT-23 ^(S,R,U) , 5-pin SC-70 ^(S,U) , 8-pin PDIP, 8-pin SOIC, 8-pin MSOP
MCP6542	2	–	4	1	5	1.6 to 5.5	-40 to +125	Push-Pull, Rail-to-Rail Input/Output	8-pin PDIP, 8-pin SOIC, 8-pin MSOP
MCP6543	1	–	4	1	5	1.6 to 5.5	-40 to +125	Push-Pull, Rail-to-Rail Input/Output, Chip Select	8-pin PDIP, 8-pin SOIC, 8-pin MSOP
MCP6544	4	–	4	1	5	1.6 to 5.5	-40 to +125	Push-Pull, Rail-to-Rail Input/Output	14-pin PDIP, 14-pin SOIC, 14-pin TSSOP
MCP6546	1	–	4	1	5	1.6 to 5.5	-40 to +125	Open-drain, 9V, Rail-to-Rail Input/Output	5-pin SOT-23 ^(S,R,U) , 5-pin SC-70 ^(S,U) , 8-pin PDIP, 8-pin SOIC, 8-pin MSOP
MCP6547	2	–	4	1	5	1.6 to 5.5	-40 to +125	Open-drain, 9V, Rail-to-Rail Input/Output	8-pin PDIP, 8-pin SOIC, 8-pin MSOP

Legend: S = Standard Pinout; R = Reverse Pinout; U = Alternative Pinout

LINEAR – Comparators (Continued)

Part #	# per Package	V _{REF} (V)	Typical Propagation Delay (μs)	I _o Typical (μA)	V _{os} Max (mV)	Operating Voltage (V)	Temperature Range (°C)	Features	Packages
MCP6548	1	–	4	1	5	1.6 to 5.5	-40 to +125	Open-drain, 9V, Rail-to-Rail Input/Output, Chip Select	8-pin PDIP, 8-pin SOIC, 8-pin MSOP
MCP6549	4	–	4	1	5	1.6 to 5.5	-40 to +125	Open-drain, 9V, Rail-to-Rail Input/Output	14-pin PDIP, 14-pin SOIC, 14-pin TSSOP
MCP6561	1	–	0.047	100	10	1.8 to 5.5	-40 to +125	Push-Pull, Rail-to-Rail Input/Output	5-pin SOT-23 ^(S,R,U) , 5-pin SC-70 ^(S)
MCP6562	2	–	0.047	100	10	1.8 to 5.5	-40 to +125	Push-Pull, Rail-to-Rail Input/Output	8-pin SOIC, 8-pin MSOP
MCP6564	4	–	0.047	100	10	1.8 to 5.5	-40 to +125	Push-Pull, Rail-to-Rail Input/Output	14-pin SOIC, 14-pin TSSOP
MCP6566	1	–	0.047	100	10	1.8 to 5.5	-40 to +125	Open-Drain, Rail-to-Rail Input/Output	5-pin SOT-23 ^(S,R,U) , 5-pin SC-70 ^(S)
MCP6567	2	–	0.047	100	10	1.8 to 5.5	-40 to +125	Open-Drain, Rail-to-Rail Input/Output	8-pin SOIC, 8-pin MSOP
MCP6569	4	–	0.047	100	10	1.8 to 5.5	-40 to +125	Open-Drain, Rail-to-Rail Input/Output	14-pin SOIC, 14-pin TSSOP

Legend: S = Standard Pinout; R = Reverse Pinout; U = Alternative Pinout

MIXED SIGNAL

MIXED SIGNAL – Successive Approximation Register (SAR) A/D Converters

Part #	Resolution (bits)	Maximum Sampling Rate (ksamples/sec)	# of Input Channels	Input Type	Interface	Input Voltage Range (V)	Max. Supply Current (μA)	Max. INL	Temperature Range (°C)	Packages
MCP3021	10	22	1	Single-ended	I ² C™	2.7 to 5.5	250	±1 LSB	-40 to +125	5-pin SOT-23A
MCP3001	10	200	1	Single-ended	SPI	2.7 to 5.5	500	±1 LSB	-40 to +85	8-pin PDIP, 8-pin SOIC, 8-pin MSOP, 8-pin TSSOP
MCP3002	10	200	2	Single-ended	SPI	2.7 to 5.5	650	±1 LSB	-40 to +85	8-pin PDIP, 8-pin SOIC, 8-pin MSOP, 8-pin TSSOP
MCP3004	10	200	4	Single-ended	SPI	2.7 to 5.5	550	±1 LSB	-40 to +85	14-pin PDIP, 14-pin SOIC, 14-pin TSSOP
MCP3008	10	200	8	Single-ended	SPI	2.7 to 5.5	550	±1 LSB	-40 to +85	16-pin PDIP, 16-pin SOIC
MCP3221	12	22	1	Single-ended	I ² C™	2.7 to 5.5	250	±2 LSB	-40 to +125	5-pin SOT-23A
MCP3201	12	100	1	Single-ended	SPI	2.7 to 5.5	400	±1 LSB	-40 to +85	8-pin PDIP, 8-pin SOIC, 8-pin MSOP, 8-pin TSSOP
MCP3202	12	100	2	Single-ended	SPI	2.7 to 5.5	550	±1 LSB	-40 to +85	8-pin PDIP, 8-pin SOIC, 8-pin MSOP, 8-pin TSSOP
MCP3204	12	100	4	Single-ended	SPI	2.7 to 5.5	400	±1 LSB	-40 to +85	14-pin PDIP, 14-pin SOIC, 14-pin TSSOP
MCP3208	12	100	8	Single-ended	SPI	2.7 to 5.5	400	±1 LSB	-40 to +85	16-pin PDIP, 16-pin SOIC
MCP3301	13	100	1	Differential	SPI	2.7 to 5.5	450	±1 LSB	-40 to +85	8-pin PDIP, 8-pin SOIC, 8-pin MSOP, 8-pin TSSOP
MCP3302	13	100	2	Differential	SPI	2.7 to 5.5	450	±1 LSB	-40 to +85	14-pin PDIP, 14-pin SOIC, 14-pin TSSOP
MCP3304	13	100	4	Differential	SPI	2.7 to 5.5	450	±1 LSB	-40 to +85	16-pin PDIP, 16-pin SOIC

MIXED SIGNAL – Delta-Sigma A/D Converters

Part #	Resolution (bits)	Maximum Sampling Rate (samples/sec)	# of Input Channels	Interface	Supply Voltage Range (V)	Typical Supply Current (μA)	Typical INL (ppm)	Temperature Range (°C)	Features	Packages
MCP3421	18 to 12	4 to 240	1 Diff	I ² C™	2.7 to 5.5	155	10	-40 to +125	PGA, V _{REF}	6-pin SOT-23A
MCP3422	18 to 12	4 to 240	2 Diff	I ² C™	2.7 to 5.5	145	10	-40 to +125	PGA, V _{REF}	8-pin SOIC, 8-pin MSOP, 8-pin 2x3 DFN
MCP3423	18 to 12	4 to 240	2 Diff	I ² C™	2.7 to 5.5	145	10	-40 to +125	PGA, V _{REF} , Selectable I ² C™ addressing	10-pin MSOP, 10-pin 3x3 DFN
MCP3424	18 to 12	4 to 240	4 Diff	I ² C™	2.7 to 5.5	145	10	-40 to +125	PGA, V _{REF} , Selectable I ² C™ addressing	14-pin SOIC, 14-pin TSSOP
MCP3425	16 to 12	15 to 240	1 Diff	I ² C™	2.7 to 5.5	155	10	-40 to +125	PGA, V _{REF}	6-pin SOT-23A
MCP3426	16 to 12	15 to 240	2 Diff	I ² C™	2.7 to 5.5	145	10	-40 to +125	PGA, V _{REF}	8-pin SOIC, 8-pin MSOP, 8-pin 2x3 DFN
MCP3427	16 to 12	15 to 240	2 Diff	I ² C™	2.7 to 5.5	145	10	-40 to +125	PGA, V _{REF} , Selectable I ² C™ addressing	10-pin MSOP, 10-pin 3x3 DFN
MCP3428	16 to 12	15 to 240	4 Diff	I ² C™	2.7 to 5.5	145	10	-40 to +125	PGA, V _{REF} , Selectable I ² C™ addressing	14-pin SOIC, 14-pin TSSOP
MCP3550-50	22	13	1 Diff	SPI	2.7 to 5.5	120	2	-40 to +125	50 Hz rejection	8-pin SOIC, 8-pin MSOP
MCP3550-60	22	15	1 Diff	SPI	2.7 to 5.5	140	2	-40 to +125	60 Hz rejection	8-pin SOIC, 8-pin MSOP

MIXED SIGNAL – Delta-Sigma A/D Converters (Continued)

Part #	Resolution (bits)	Maximum Sampling Rate (samples/sec)	# of Input Channels	Interface	Supply Voltage Range (V)	Typical Supply Current (μ A)	Typical INL (ppm)	Temperature Range ($^{\circ}$ C)	Features	Packages
MCP3551	22	14	1 Diff	SPI	2.7 to 5.5	120	2	-40 to +125	Simultaneous 50/60 Hz rejection	8-pin SOIC, 8-pin MSOP
MCP3553	20	60	1 Diff	SPI	2.7 to 5.5	140	2	-40 to +125		8-pin SOIC, 8-pin MSOP

MIXED SIGNAL – Energy Measurement ICs

Part #	Dynamic Range	Typical Measurement Accuracy	Gain	Output Type	Typical Voltage Reference Drift	Typical Supply Current	Supply Voltage Range (V)	Temperature Range ($^{\circ}$ C)	Features	Packages
MCP3905A	500:1	0.1%	1, 2, 8, 16	Active power pulse	15 ppm	3.9 mA	4.5 to 5.5	-40 to +85		24-pin SSOP
MCP3905L	500:1	0.1%	1, 2, 8, 16	Active power pulse	15 ppm	3.9 mA	4.5 to 5.5	-40 to +85	Low power settings	24-pin SSOP
MCP3906A	1000:1	0.1%	1, 2, 16, 32	Active power pulse	15 ppm	3.9 mA	4.5 to 5.5	-40 to +85		24-pin SSOP
MCP3901	24-bit resolution	–	32	SPI	15 ppm	3.6 mA	4.5 to 5.5	-40 to +125	Phase correction	20-pin SSOP, 20-pin 4x4 QFN
MCP3909	1000:1	0.1%	1, 2, 8, 16	SPI	15 ppm	3.9 mA	4.5 to 5.5	-40 to +85		24-pin SSOP

MIXED SIGNAL – Dual Slope A/D Converters

Part #	Supply Voltage (V)	Input Voltage Range	Resolution	Sampling Rate (Conv/s)	Input Channels	Data Interface	Temperature Range ($^{\circ}$ C)	Features	Packages
TC500	± 4.5 to ± 7.5	$V_{SS} + 1.5V$ to $V_{DD} - 1.5V$	Up to 16 bits	4 to 10	1	3-Wire	0 to +70	Differential input range, Programmable resolution/conversion time	16-pin PDIP, 16-pin SOIC, 16-pin CerDIP
TC500A	± 4.5 to ± 7.5	$V_{SS} + 1.5V$ to $V_{DD} - 1.5V$	Up to 17 bits	4 to 10	1	3-Wire	0 to +70	Differential input range, Programmable resolution/conversion time	16-pin PDIP, 16-pin SOIC, 16-pin CerDIP
TC510	+4.5 to +5.5	$V_{SS} + 1.5V$ to $V_{DD} - 1.5V$	Up to 17 bits	4 to 10	1	3-Wire	0 to +70	Differential input range, Programmable resolution/conversion time, Charge pump (-V) output pin	24-pin PDIP, 24-pin SOIC
TC514	+4.5 to +5.5	$V_{SS} + 1.5V$ to $V_{DD} - 1.5V$	Up to 17 bits	4 to 10	4	3-Wire	0 to +70	Differential input range, Programmable resolution/conversion time, Charge pump (-V) output pin	28-pin PDIP, 28-pin SOIC
TC520A	+4.5 to +5.5	–	–	–	–	Serial port	0 to +70	Optional serial interface adapter for TC500/500A/510/514	14-pin PDIP, 16-pin SOIC
TC7109	± 4.5 to ± 5.5	$V_{SS} + 1.5V$ to $V_{DD} - 1.0V$	12 bits plus sign bit	2 to 10	1	Parallel or Serial port	-25 to +85	Differential input range	40-pin PDIP, 44-pin PLCC, 44-pin MQFP
TC7109A	± 4.5 to ± 5.5	$V_{SS} + 1.5V$ to $V_{DD} - 1.0V$	12 bits plus sign bit	2 to 10	1	Parallel or Serial port	-25 to +85	Differential input range	40-pin PDIP, 44-pin PLCC, 44-pin MQFP

MIXED SIGNAL – Binary and BCD A/D Converters

Part #	Description	Supply Voltage (V)	Input Voltage Range	Resolution (Digits)	Resolution (Counts)	Max Power (mW)	Data Interface	Temperature Range ($^{\circ}$ C)	Features	Packages
TC850	Binary A/D	± 5	$V_{SS} + 1.5V$ to $V_{DD} - 1.5V$	15-bit	$\pm 32,768$	35	8-bit parallel	-25 to +70	Highest conversion speed (40 conv/sec)	44-pin PLCC, 40-pin PDIP
TC14433	BCD A/D	± 4.5 to ± 8	± 199.9 mV to 1.999V	3 $\frac{1}{2}$	$\pm 2,000$	20	MUXed BCD	-40 to +85	For DMM, DPM, Data loggers	24-pin SOIC, 24-pin PDIP, 28-pin PLCC
TC14433A	BCD A/D	± 4.5 to ± 8	± 199.9 mV to 1.999V	3 $\frac{1}{2}$	$\pm 2,000$	20	MUXed BCD	-40 to +85	For DMM, DPM, Data loggers	24-pin PDIP, 28-pin PLCC

MIXED SIGNAL – Display A/D Converters

Part #	Display Type	Supply Voltage (V)	Resolution (Digits)	Resolution (Counts)	Power (mW)	Temperature Range ($^{\circ}$ C)	Features	Packages
TC7106	LCD	9	3 $\frac{1}{2}$	$\pm 2,000$	10	-25 to +85	For DMM, DPM, Data logger applications	40-pin PDIP, 44-pin PLCC, 44-pin MQFP
TC7106A	LCD	9	3 $\frac{1}{2}$	$\pm 2,000$	10	-25 to +85	For DMM, DPM, Data logger applications	40-pin PDIP, 44-pin PLCC, 44-pin MQFP
TC7107	LED	± 5	3 $\frac{1}{2}$	$\pm 2,000$	10	-25 to +85	For DMM, DPM, Data logger applications	40-pin PDIP, 44-pin PLCC, 44-pin MQFP
TC7107A	LED	± 5	3 $\frac{1}{2}$	$\pm 2,000$	10	-25 to +85	For DMM, DPM, Data logger applications	40-pin PDIP, 44-pin PLCC, 44-pin MQFP
TC7116	LCD	9	3 $\frac{1}{2}$	$\pm 2,000$	10	-25 to +85	Hold function	40-pin PDIP, 44-pin PLCC, 44-pin MQFP

MIXED SIGNAL – Display A/D Converters (Continued)

Part #	Display Type	Supply Voltage (V)	Resolution (Digits)	Resolution (Counts)	Power (mW)	Temperature Range (°C)	Features	Packages
TC7116A	LCD	9	3½	±2,000	10	-25 to +85	Hold function	40-pin PDIP, 44-pin PLCC, 44-pin MQFP
TC7117	LED	±5	3½	±2,000	10	-25 to +85	Hold function	40-pin PDIP, 44-pin PLCC, 44-pin MQFP
TC7117A	LED	±5	3½	±2,000	10	-25 to +85	Hold function	40-pin PDIP, 44-pin PLCC, 44-pin MQFP
TC7126	LCD	9	3½	±2,000	0.5	-25 to +85	Low-power TC7106	40-pin PDIP, 44-pin PLCC, 44-pin MQFP
TC7126A	LCD	9	3½	±2,000	0.5	-25 to +85	Low-power TC7106	40-pin PDIP, 44-pin PLCC, 44-pin MQFP
TC7129	LCD	9	4½	±20,000	4.5	0 to +70	Lowest noise ±3 mV sensitivity	40-pin PDIP, 44-pin PLCC, 44-pin MQFP

MIXED SIGNAL – Digital Potentiometers

Part #	Number of Taps	Memory	Number per Package	Interface	Resistance (kOhms)	INL (max)	DNL (max)	Temperature Range (°C)	Comments	Packages
MCP4011	64	Volatile	1	Up/Down	2.1, 5, 10, 50	0.5	0.5	-40 to +125	Potentiometer mode	8-pin SOIC, 8-pin MSOP, 8-pin 2x3 DFN
MCP4012	64	Volatile	1	Up/Down	2.1, 5, 10, 50	0.5	0.5	-40 to +125	Rheostat mode	6-pin SOT-23
MCP4013	64	Volatile	1	Up/Down	2.1, 5, 10, 50	0.5	0.5	-40 to +125	Potentiometer to Vss	6-pin SOT-23
MCP4014	64	Volatile	1	Up/Down	2.1, 5, 10, 50	0.5	0.5	-40 to +125	Rheostat to Vss	5-pin SOT-23
MCP4017	128	Volatile	1	I ² C™	5, 10, 50, 100	0.5	0.25	-40 to +125	7-bit, Volatile, I ² C Digital Potentiometer	6-pin SC-70
MCP4018	128	Volatile	1	I ² C™	5, 10, 50, 100	0.5	0.25	-40 to +125	7-bit, Volatile, I ² C Digital Potentiometer	6-pin SC-70
MCP4019	128	Volatile	1	I ² C™	5, 10, 50, 100	0.5	0.25	-40 to +125	7-bit, Volatile, I ² C Digital Potentiometer	5-pin SC-70
MCP40D17	128	Volatile	1	I ² C™	5, 10, 50, 100	0.5	0.25	-40 to +125	7-bit, Volatile, I ² C Digital Potentiometer	6-pin SC-70
MCP40D18	128	Volatile	1	I ² C™	5, 10, 50, 100	0.5	0.25	-40 to +125	7-bit, Volatile, I ² C Digital Potentiometer	6-pin SC-70
MCP40D19	128	Volatile	1	I ² C™	5, 10, 50, 100	0.5	0.25	-40 to +125	7-bit, Volatile, I ² C Digital Potentiometer	5-pin SC-70
MCP4021	64	Nonvolatile	1	Up/Down	2.1, 5, 10, 50	0.5	0.5	-40 to +125	Potentiometer mode, Shutdown, WiperLock™ Technology	8-pin SOIC, 8-pin MSOP, 8-pin 2x3 DFN
MCP4022	64	Nonvolatile	1	Up/Down	2.1, 5, 10, 50	0.5	0.5	-40 to +125	Rheostat mode, Shutdown, WiperLock™ Technology	6-pin SOT-23
MCP4023	64	Nonvolatile	1	Up/Down	2.1, 5, 10, 50	0.5	0.5	-40 to +125	Potentiometer to Vss, WiperLock™ Technology	6-pin SOT-23
MCP4024	64	Nonvolatile	1	Up/Down	2.1, 5, 10, 50	0.5	0.5	-40 to +125	Rheostat to Vss, Shutdown, WiperLock™ Technology	5-pin SOT-23
MCP4141	128	Nonvolatile	1	SPI	5, 10, 50, 100	0.5	0.25	-40 to +125	Potentiometer mode, Shutdown	8-pin PDIP, 8-pin SOIC, 8-pin MSOP, 8-pin 3x3 DFN
MCP4142	128	Nonvolatile	1	SPI	5, 10, 50, 100	0.8	0.25	-40 to +125	Rheostat mode, Shutdown	8-pin PDIP, 8-pin SOIC, 8-pin MSOP, 8-pin 3x3 DFN
MCP4241	128	Nonvolatile	2	SPI	5, 10, 50, 100	0.5	0.25	-40 to +125	Potentiometer mode, Shutdown, WiperLock™ Technology	14-pin PDIP, 14-pin SOIC, 14-pin TSSOP, 16-pin 4x4 QFN
MCP4242	128	Nonvolatile	2	SPI	5, 10, 50, 100	0.8	0.25	-40 to +125	Rheostat mode, Shutdown	10-pin MSOP, 10-pin 3x3 DFN
MCP4131	128	Volatile	1	SPI	5, 10, 50, 100	0.5	0.25	-40 to +125	Potentiometer mode, Shutdown	8-pin PDIP, 8-pin SOIC, 8-pin MSOP, 8-pin 3x3 DFN
MCP4132	128	Volatile	1	SPI	5, 10, 50, 100	0.8	0.25	-40 to +125	Rheostat mode, Shutdown	8-pin PDIP, 8-pin SOIC, 8-pin MSOP, 8-pin 3x3 DFN
MCP4231	128	Volatile	2	SPI	5, 10, 50, 100	0.5	0.25	-40 to +125	Potentiometer mode, Shutdown, WiperLock™ Technology	14-pin PDIP, 14-pin SOIC, 14-pin TSSOP, 16-pin 4x4 QFN
MCP4232	128	Volatile	2	SPI	5, 10, 50, 100	0.8	0.25	-40 to +125	Rheostat mode, Shutdown	10-pin MSOP, 10-pin 3x3 DFN
MCP41010	256	Volatile	1	SPI	10	1	1	-40 to +85	Potentiometer mode, Shutdown	8-pin PDIP, 8-pin SOIC
MCP41050	256	Volatile	1	SPI	50	1	1	-40 to +85	Potentiometer mode, Shutdown	8-pin PDIP, 8-pin SOIC
MCP41100	256	Volatile	1	SPI	100	1	1	-40 to +85	Potentiometer mode, Shutdown	8-pin PDIP, 8-pin SOIC
MCP4151	256	Volatile	1	SPI	5, 10, 50, 100	1	0.5	-40 to +125	Potentiometer mode, Shutdown	8-pin PDIP, 8-pin SOIC, 8-pin MSOP, 8-pin 3x3 DFN
MCP4152	256	Volatile	1	SPI	5, 10, 50, 100	1	0.5	-40 to +125	Rheostat mode, Shutdown	8-pin PDIP, 8-pin SOIC, 8-pin MSOP, 8-pin 3x3 DFN
MCP4161	256	Nonvolatile	1	SPI	5, 10, 50, 100	1	0.5	-40 to +125	Potentiometer mode, Shutdown	8-pin PDIP, 8-pin SOIC, 8-pin MSOP, 8-pin 3x3 DFN
MCP4162	256	Nonvolatile	1	SPI	5, 10, 50, 100	1	0.5	-40 to +125	Rheostat mode, Shutdown	8-pin PDIP, 8-pin SOIC, 8-pin MSOP, 8-pin 3x3 DFN
MCP42010	256	Volatile	2	SPI	10	1	1	-40 to +85	Potentiometer mode, Shutdown	14-pin PDIP, 14-pin SOIC, 14-pin TSSOP

MIXED SIGNAL – Digital Potentiometers (Continued)

Part #	Number of Taps	Memory	Number per Package	Interface	Resistance (kOhms)	INL (max)	DNL (max)	Temperature Range (°C)	Comments	Packages
MCP42100	256	Volatile	2	SPI	100	1	1	-40 to +85	Potentiometer mode, Shutdown	14-pin PDIP, 14-pin SOIC, 14-pin TSSOP
MCP4251	256	Volatile	2	SPI	5, 10, 50, 100	1	0.5	-40 to +125	Potentiometer mode, Shutdown, WiperLock™ Technology	14-pin PDIP, 14-pin SOIC, 14-pin TSSOP, 16-pin 4x4 QFN
MCP4252	256	Volatile	2	SPI	5, 10, 50, 100	1	0.5	-40 to +125	Rheostat mode, Shutdown	10-pin MSOP, 10-pin 3x3 DFN
MCP4261	256	Nonvolatile	2	SPI	5, 10, 50, 100	1	0.5	-40 to +125	Potentiometer mode, Shutdown, WiperLock™ Technology	14-pin PDIP, 14-pin SOIC, 14-pin TSSOP, 16-pin 4x4 QFN
MCP4262	256	Nonvolatile	2	SPI	5, 10, 50, 100	1	0.5	-40 to +125	Rheostat mode, Shutdown	10-pin MSOP, 10-pin 3x3 DFN
MCP4531	128	Volatile	1	I ² C™	5, 10, 50, 100	0.5	0.25	-40 to +125	Potentiometer mode	8-pin MSOP
MCP4631	128	Volatile	2	I ² C™	5, 10, 50, 100	0.5	0.25	-40 to +125	Potentiometer mode	14-pin TSSOP, 16-pin 4x4 QFN
MCP4541	128	Nonvolatile	1	I ² C™	5, 10, 50, 100	0.5	0.25	-40 to +125	Potentiometer mode, WiperLock™ Technology	8-pin MSOP
MCP4641	128	Nonvolatile	2	I ² C™	5, 10, 50, 100	0.5	0.25	-40 to +125	Potentiometer mode, WiperLock™ Technology	14-pin TSSOP, 16-pin 4x4 QFN
MCP4551	256	Volatile	1	I ² C™	5, 10, 50, 100	1	0.5	-40 to +125	Potentiometer mode	8-pin MSOP
MCP4651	256	Volatile	2	I ² C™	5, 10, 50, 100	1	0.5	-40 to +125	Potentiometer mode	14-pin TSSOP, 16-pin 4x4 QFN
MCP4561	256	Nonvolatile	1	I ² C™	5, 10, 50, 100	1	0.5	-40 to +125	Potentiometer mode, WiperLock™ Technology	8-pin MSOP
MCP4661	256	Nonvolatile	2	I ² C™	5, 10, 50, 100	1	0.5	-40 to +125	Potentiometer mode, WiperLock™ Technology	14-pin TSSOP, 16-pin 4x4 QFN
MCP4532	128	Nonvolatile	1	I ² C™	5, 10, 50, 100	0.8	0.375	-40 to +125	Rheostat mode	8-pin MSOP, 8-pin 3x3 DFN
MCP4632	128	Nonvolatile	2	I ² C™	5, 10, 50, 100	0.8	0.375	-40 to +125	Rheostat mode	10-pin MSOP, 10-pin 3x3 DFN
MCP4542	128	Nonvolatile	1	I ² C™	5, 10, 50, 100	0.8	0.375	-40 to +125	Rheostat mode, WiperLock™ Technology	8-pin MSOP, 8-pin 3x3 DFN
MCP4642	128	Nonvolatile	2	I ² C™	5, 10, 50, 100	0.8	0.375	-40 to +125	Rheostat mode, WiperLock™ Technology	10-pin MSOP, 10-pin 3x3 DFN
MCP4552	256	Nonvolatile	1	I ² C™	5, 10, 50, 100	1	0.5	-40 to +125	Rheostat mode	8-pin MSOP, 8-pin 3x3 DFN
MCP4652	256	Nonvolatile	2	I ² C™	5, 10, 50, 100	1	0.5	-40 to +125	Rheostat mode	10-pin MSOP, 10-pin 3x3 DFN
MCP4562	256	Nonvolatile	1	I ² C™	5, 10, 50, 100	1	0.5	-40 to +125	Rheostat mode, WiperLock™ Technology	8-pin MSOP, 8-pin 3x3 DFN
MCP4662	256	Nonvolatile	2	I ² C™	5, 10, 50, 100	1	0.5	-40 to +125	Rheostat mode, WiperLock™ Technology	10-pin MSOP, 10-pin 3x3 DFN

MIXED SIGNAL – Frequency-to-Voltage/Voltage-to-Frequency Converters

Part #	Frequency Range (kHz)	Full Scale (ppm FS/°C)	Non-linearity (%FS)	Temperature Range (°C)	Packages
TC9400	100	±40	±0.05	-40 to +85	14-pin PDIP, 14-pin SOIC
TC9401	100	±40	±0.02	-40 to +85	14-pin PDIP, 14-pin SOIC
TC9402	100	±100	±0.25	-40 to +85	14-pin PDIP, 14-pin SOIC

MIXED SIGNAL – D/A Converters

Part #	Resolution (Bits)	DACs per Package	Interface	V _{REF}	Output Settling Time (µs)	DNL (LSB)	Typical Standby Current (µA)	Typical Operating Current (µA)	Temperature Range (°C)	Packages
TC1320	8	1	SMbus	Ext	10	±0.8	0.1	350	-40 to +85	8-pin MSOP, 8-pin SOIC
TC1321	10	1	SMbus	Ext	10	±2	0.1	350	-40 to +85	8-pin MSOP, 8-pin SOIC
MCP4821	12	1	SPI	Y	4.5	1	0.3	330	-40 to +125	8-pin PDIP, 8-pin SOIC, 8-pin MSOP
MCP4822	12	2	SPI	Y	4.5	1	0.3	415	-40 to +125	8-pin PDIP, 8-pin SOIC, 8-pin MSOP
MCP4921	12	1	SPI	Ext	4.5	0.75	1	175	-40 to +125	8-pin PDIP, 8-pin SOIC, 8-pin MSOP
MCP4922	12	2	SPI	Ext	4.5	0.75	1	350	-40 to +125	14-pin PDIP, 14-pin SOIC, 14-pin TSSOP
MCP4725	12	1	I ² C™	V _{DD}	6	0.75	1	210	-40 to +125	6-pin SOT-23
MCP4728	12	4	I ² C™	V _{DD}	6	0.75	0.04	800	-40 to +125	10-pin MSOP

Note: The analog output is voltage.

INTERFACE

INTERFACE – Controller Area Network (CAN) Products									
Part #	Operating Voltage (V)	Temperature Range (°C)	Tx Buffers	Rx Buffers	Filters	Masks	Interrupt Output	Unique Features	Packages
MCP2510 ⁽¹⁾	2.7 to 5.5	-40 to +125	3	2	6	2	Yes	CAN 2.0B Active controller with SPI interface to MCU, 3 transmit buffers, 2 receive buffers, HW and SW message triggers	18-pin PDIP, 18-pin SOIC, 20-pin TSSOP
MCP2515	2.7 to 5.5	-40 to +125	3	2	6	2	Yes	MCP2510 pin compatible upgrade with enhanced features including higher throughput and data byte filtering	18-pin PDIP, 18-pin SOIC, 20-pin TSSOP
MCP25020	2.7 to 5.5	-40 to +125	3	2	2	1	N/A	CAN 2.0B Active I/O Expander, Configurable I/O, 2 PWM outputs	14-pin PDIP, 14-pin SOIC
MCP25025	2.7 to 5.5	-40 to +85	3	2	2	1	N/A	CAN 2.0B Active I/O Expander, Configurable I/O, 2 PWM outputs, One-wire CAN option	14-pin PDIP, 14-pin SOIC
MCP25050	2.7 to 5.5	-40 to +125	3	2	2	1	N/A	Mixed-Signal CAN 2.0B Active I/O Expander, Configurable I/O, 4 10-bit ADCs, 2 PWM outputs	14-pin PDIP, 14-pin SOIC
MCP25055	2.7 to 5.5	-40 to +85	3	2	2	1	N/A	Mixed-Signal CAN 2.0B Active I/O Expander, Configurable I/O, 4 10-bit ADCs, 2 PWM outputs, One-wire CAN option	14-pin PDIP, 14-pin SOIC
MCP2551	4.5 to 5.5	-40 to +125	n/a	n/a	n/a	n/a	N/A	High-speed CAN Transceiver (1 Mbps max. CAN bus speed), ISO11898 compatible, Industry standard pinout	8-pin PDIP, 8-pin SOIC

Note 1: Not recommended for new designs.

INTERFACE – Infrared Products					
Part #	Operating Voltage (V)	Operating Temperature Range (°C)	Max. Baud Rate (Kbaud)	Unique Features	Packages
MCP2120	2.5 to 5.5	-40 to +85	325	UART to IR encoder/decoder with both hardware and software baud rate selection	14-pin PDIP, 14-pin SOIC
MCP2122	1.8 to 5.5	-40 to +85	16x less than clock input	UART to IR encoder/decoder	8-pin PDIP, 8-pin SOIC
MCP2140A	2.0 to 5.5	-40 to +85	9.6	IrDA® Standard protocol handler plus bit encoder/decoder, Fixed baud rate, Low-cost	18-pin PDIP, 18-pin SOIC, 20-pin SSOP
MCP2150	3.0 to 5.5	-40 to +85	115.2	IrDA® Standard protocol handler plus bit encoder/decoder on one chip for DTE applications, Programmable ID	18-pin PDIP, 18-pin SOIC, 20-pin SSOP
MCP2155	3.0 to 5.5	-40 to +85	115.2	IrDA® Standard protocol handler plus bit encoder/decoder on one chip for DCE applications, Programmable ID	18-pin PDIP, 18-pin SOIC, 20-pin SSOP

IrDA® is a registered trademark of Infrared Data Association

INTERFACE – Ethernet Products								
Part #	Operating Voltage (V)	Operating Temperature Range (°C)	MAC	PHY	TX/RX RAM	Interface	Features	Packages
ENC28J60	3.1 to 3.6	-40 to +85	Yes	10Base-T	8 KB	SPI	- 10Base-T Ethernet controller, IEEE 802.3™ compliant - Loopback test modes, Auto-polarity detection - Clock out pin with programmable frequencies	28-pin SOIC, 28-pin SSOP, 28-pin 6x6 QFN, 28-pin SPDIP
ENC424J600	3.0 to 3.6	-40 to +85	Yes	10/100Base-T	24KB	- SPI - 8-bit multiplexed parallel interface	- 10/100 Ethernet controller, IEEE 802.3(TM) compliant - Cryptographic Security Engines - MD5, SHA-1, AES, RSA - Preprogrammed unique MAC address - Loopback test modes, Auto-polarity detection - Clock out pin with programmable frequencies	44-pin TQFP, 44-pin QFN
ENC624J600	3.0 to 3.6	-40 to +85	Yes	10/100Base-T	24KB	- SPI - 8-bit or 16-bit multiplexed or demultiplexed parallel interface	- 10/100 Ethernet controller, IEEE 802.3(TM) compliant - Cryptographic Security Engines - MD5, SHA-1, AES, RSA - Preprogrammed unique MAC address - Loopback test modes, Auto-polarity detection - Clock out pin with programmable frequencies	64-pin TQFP

INTERFACE – LIN Transceiver Products

Part #	Description	V _{REG} Output Voltage (V)	Operating Temperature Range (°C)	V _{REG} Output Current (mA)	V _{cc} Range (V)	Max Baud Rate	LIN Specification Supported	Packages
MCP201	LIN Transceiver with integrated V _{REG}	5.0 ±5%	-40 to +125	50	7.4 to 18 ⁽¹⁾	20 Kbaud	Revision 1.2	8-pin PDIP, 8-pin SOIC, 8-pin 6x5 DFN
MCP2021	LIN Transceiver with integrated V _{REG}	5.0 ± 3% 3.3 ± 3%	-40 to +125	50	7.4 to 18 ⁽¹⁾	20 Kbaud	Revision 1.3, 2.0, 2.1, SAE J2602	8-pin PDIP, 8-pin SOIC, 8-pin 4x4 DFN, 8-pin 6x5 DFN
MCP2022	LIN Transceiver with integrated V _{REG} , RESET input	5.0 ± 3% 3.3 ± 3%	-40 to +125	50	7.4 to 18 ⁽¹⁾	20 Kbaud	Revision 1.3, 2.0, 2.1, SAE J2602	14-pin PDIP, 14-pin SOIC, 14-pin TSSOP

Note 1: Can withstand 40V load dump.

INTERFACE – Serial Peripherals

Part #	Description	Operating Voltage (V)	Operating Temperature Range (°C)	Bus Type	Max. Bus Frequency (kHz)	Features	Packages
MCP23008	8-bit I/O Port Expander	1.8 to 5.5	-40 to +85	I ² C™	1700	3 HW address pins, HW interrupt, 25 mA source/sink capability per I/O	18-pin PDIP, 18-pin SOIC, 20-pin SSOP, 20-pin 4x4 QFN
MCP23S08	8-bit I/O Port Expander	1.8 to 5.5	-40 to +85	SPI	10000	2 HW address pins, HW interrupt, 25 mA source/sink capability per I/O	18-pin PDIP, 18-pin SOIC, 20-pin SSOP, 20-pin 4x4 QFN
MCP23009	8-bit I/O Port Expander	1.8 to 5.5	-40 to +125	I ² C™	3400	1 HW address pin, HW interrupt, 25 mA source/sink per I/O, 100 kHz, 400 kHz and 3.4 MHz I ² C™ supported	18-pin PDIP, 18-pin SOIC, 20-pin SSOP
MCP23S09	8-bit I/O Port Expander	1.8 to 5.5	-40 to +125	SPI	10000	HW interrupt, 25 mA source/sink per I/O	18-pin PDIP, 18-pin SOIC
MCP23016	16-bit I/O Port Expander	2.0 to 5.5	-40 to +85	I ² C™	400	3 HW address inputs, HW interrupt, 25 mA source/sink capability per I/O	28-pin PDIP, 28-pin SOIC, 28-pin SSOP, 28-pin 6x6 QFN
MCP23017	16-bit I/O Expander	1.8 to 5.5	-40 to +125	I ² C™	1700	3 HW address pins, 25 mA sink/source per I/O, 100 kHz, 400 kHz and 3-4 MHz I ² C™ supported, Interrupt output	28-pin PDIP, 28-pin SOIC, 28-pin SSOP, 28-pin QFN
MCP23S17	16-bit I/O Expander	1.8 to 5.5	-40 to +125	SPI	10000	3 HW address pins, 25 mA sink/source per I/O, Interrupt output	28-pin PDIP, 28-pin SOIC, 28-pin SSOP, 28-pin QFN
MCP23018	16-bit I/O Port Expander	1.8 to 5.5	-40 to +125	I ² C™	3400	1 HW address pin, 2 HW interrupts, 25 mA source/sink per I/O, 100 kHz, 400 kHz and 3.4 MHz I ² C™ supported	24-pin SSOP, 28-pin SOIC, 28-pin SDIP
MCP23S18	16-bit I/O Port Expander	1.8 to 5.5	-40 to +125	SPI	10000	2 HW interrupts, 25 mA source/sink per I/O	28-pin SOIC, 28-pin SDIP

INTERFACE – Passive Access Products

Part #	Operating Voltage (V)	Operating Temperature Range (°C)	Bus Type	RF Carrier Frequency	Data Format	Features	Packages
MCP2030	1.8 to 3.6	-40 to +85	SPI	125 kHz	NRZ	Three axis signal conditioning devices for passive access applications, high-sensitivity, configurable smart wake-up filter	14-pin PDIP, 14-pin SOIC, 14-pin TSSOP

INTERFACE – IEEE 802.15.4 ZigBee® RF Transceiver Products

Part #	Frequency Range (GHz)	Sensitivity (dBm)	Power Output (dBm)	RSSI	TX Power Consumption (mA)	RX Power Consumption (mA)	Clock (MHz)	Sleep	MAC	MAC Features	Encryption	Interface	Pin Count	Packages
MRF24J40	2.405-2.48	-95	0	Yes	18	22	20	Yes	Yes	CSMA-CA	AES128	4-wire SPI	40	40-pin QFN
MRF24J40MA	2.405-2.48	-95	0	Yes	23	19	20	Yes	Yes	CSMA-CA	AES128	4-wire SPI	12	Module
MRF24J40MB	2.405-2.48	-102	20	Yes	120	25	20	Yes	Yes	CSMA-CA	AES128	4-wire SPI	12	Module
MRF49XA	433/868/915	-110	7	Yes	15	11	–	Yes	–	–	–	4-wire SPI	16	16-pin TSSOP

INTERFACE – Stand-alone RF Receiver Products

Part #	Modulation	Data Rate (kbps)	Frequency Range (MHz)	Sensitivity (dBm)	IF Frequency Range (MHz)	Operating Voltage (V)	RSSI	Selectable LNA Gain	Packages
rRXD0420	ASK, FSK, FM	80	300 to 450	-111	0.455 to 21.4	2.5 to 5.5	Yes	Yes	32-pin LQFP
rRXD0920	ASK, FSK, FM	80	800 to 930	-109	0.455 to 21.4	2.5 to 5.5	Yes	Yes	32-pin LQFP

SAFETY & SECURITY

SAFETY & SECURITY – Photoelectric Smoke Detector ICs									
Part #	Horn Driver Alarm Pattern	Low Battery Detection	Chamber Test	Alarm Interconnect	Sensitivity Timer	Internal POR	Alternate Diagnostic Mode	Operating Temperature Range (°C)	Packages
RE46C140	NFPA Temporal	Yes	Yes	Yes	Yes	Yes	–	-25 to +75	16-pin PDIP, 16-pin SOIC
RE46C141	NFPA Temporal	Yes	Yes	Yes	–	Yes	–	-25 to +75	16-pin PDIP, 16-pin SOIC
RE46C143	Continuous Tone	Yes	Yes	Yes	–	Yes	–	-25 to +75	16-pin PDIP, 16-pin SOIC
RE46C144	Continuous Tone	Yes	Yes	Yes	Yes	Yes	–	-25 to +75	16-pin PDIP, 16-pin SOIC
RE46C145	NFPA Temporal	Yes	Yes	Yes	Yes	Yes	Yes	-25 to +75	16-pin PDIP, 16-pin SOIC

SAFETY & SECURITY – Ionization Smoke Detector ICs									
Part #	Horn Driver Alarm Pattern	Low Battery Detection	Reverse Battery Protection	Alarm Interconnect	Hush Timer	Power-up Low Battery Test	Operating Temperature Range (°C)	Packages	
RE46C120	NFPA Temporal or Continuous Tone	Yes	Yes	–	–	–	-10 to +60	16-pin PDIP	
RE46C121	NFPA Temporal	Yes	Yes	Yes	–	–	-10 to +60	16-pin PDIP	
RE46C122	NFPA Temporal	Yes	Yes	Yes	Yes	Yes	-10 to +60	16-pin PDIP	
RE46C126	Continuous Tone	Yes	Yes	Yes	–	–	-10 to +60	16-pin PDIP	
RE46C127	Continuous Tone	Yes	Yes	Yes	Yes	Yes	-10 to +60	16-pin PDIP	
RE46C128	NFPA Temporal	Yes	Yes	Yes	–	Yes	-10 to +60	16-pin PDIP	
RE46C129	Continuous Tone	Yes	Yes	Yes	–	Yes	-10 to +60	16-pin PDIP	
RE46C152	NFPA Temporal or Continuous Tone	Yes	Yes	Yes	Yes	Yes	-10 to +60	16-pin PDIP	

SAFETY & SECURITY – Ionization Smoke Detector Front Ends					
Part #	Microprocessor Compatible Output	Output Options	Typical Application	Operating Temperature Range (°C)	Packages
RE46C112	Yes	V _{OUT} 1/4 of V _{DD} or V _{OUT} 1/4 of Detect Input	3V or 3.3V Microprocessor	-10 to +60	8-pin PDIP
RE46C114	Yes	V _{OUT} 1/2 of V _{DD} or V _{OUT} 1/2 of Detect Input	5V Microprocessor	-10 to +60	8-pin PDIP

SAFETY & SECURITY – Piezoelectric Horn Drivers									
Part #	Operating Voltage (V)	Piezoelectric Horn Driver	LED Driver	Voltage Regulator (V)	Low Battery Detection	Interconnect	Power Good	Operating Temperature Range (°C)	Packages
RE46C100	6 to 16	Yes	–	–	–	–	–	-40 to +85	8-pin PDIP, 8-pin SOIC
RE46C101	6 to 16	Yes	Yes	–	–	–	–	-40 to +85	8-pin PDIP, 8-pin SOIC
RE46C104	4 to 8	Yes	–	–	–	–	–	0 to +50	14-pin PDIP, 14-pin SOIC
RE46C105	6 to 12	Yes	Yes	3.3 or 5	Yes	–	–	-40 to +85	14-pin PDIP, 14-pin SOIC
RE46C107	2 to 5	Yes	Yes	3 or 3.3	Yes	–	–	0 to +50	16-pin PDIP, 16-pin SOIC
RE46C108	6 to 12	Yes	–	3.3 or 5	–	–	–	-40 to +85	8-pin PDIP, 8-pin SOIC
RE46C109	6 to 12	Yes	–	3	Yes	Yes	Yes	-40 to +85	16-pin PDIP, 16-pin SOIC
RE46C117	2 to 5	Yes	–	–	–	–	–	0 to +50	8-pin PDIP, 8-pin SOIC
RE46C119	6 to 12	Yes	–	3	Yes	Yes	Yes	-40 to +85	16-pin PDIP, 16-pin SOIC

Evaluation, Demonstration and Development Kits

Order #	Description	Devices Supported
Thermal Management Demonstration and Evaluation Tools		
TMPSNS-RTD1	PT100 RTD Evaluation Board	MCP6S26, MCP3301, MCP6024, MCP41010, PIC18F2550, TC1071, MCP6002
MCP9700DM-PCTL	MCP9700 Temperature-to-Voltage Converter PICTail™ Demonstration Board	MCP9800
MCP9700DM-TH1	MCP9700 Thermistor Demonstration Board	MCP9700, MCP6S92
MCP9800DM-PCTL	MCP9800 Temperature Sensor PICTail™ Demonstration Board	MCP9800
MCP9800DM-TS1	MCP9800 Temperature Sensor Demonstration Board	MCP9800
MCP9800DM-DL	MCP9800 Temperature Data Logger Demonstration Board	MCP9800
MCP9800DM-DL2	MCP9800 Temperature Data Logger Demonstration Board 2	MCP9800, MCP101, PIC10F202, 24LC16B
TC72DM-PICTL	TC72 Digital Temperature Sensor PICTail™ Demonstration Board	TC72
TC74DEMO	TC74 Serial Digital Thermal Sensor Demonstration Board	TC74
TC77DM-PICTL	TC77 Thermal Sensor PICTail™ Demonstration Board	TC77
TC642DEMO	TC64X/64XB Fan Speed Controller Demonstration Board	TC642, TC646, TC647, TC648, TC649
TC642EV	TC64X/64XB Fan Speed Controller Evaluation Board	TC642, TC646, TC647, TC648, TC649
TC650DEMO	TC650 Fan Controller Demonstration Board	TC650
TC652DEMO	TC652 Fan Controller Demonstration Board	TC652
TC1047ADM-PICTL	TC1047A Temperature-to-Voltage Converter PICTail™ Demonstration Board	TC1047A
Mixed Signal Demonstration and Evaluation Tools		
DV3201A	MCP3XXX Single/Dual ADC MXDEV® Daughter Board	MCP3001, MCP3002, MCP3201, MCP3202
DV3204A	MCP3204/08 MXDEV® Daughter Board	MCP3004, MCP3008, MCP3204, MCP3208
MCP2030DM-TPR	MCP2030 Bidirectional Communications Demonstration Kit	MCP2030, MCP3421, PIC16F636, TC4421, PIC18F4680
MCP3421EV	MCP3421 SOT-23-6 Evaluation Board	MCP3421
MCP3421DM-BFG	MCP3421 Battery Fuel Gauge Demo Board	MCP3421, MCP73831, MCP1702, PIC18F4550
MCP3422EV	MCP3422 Evaluation Board	MCP3422
MCP3423EV	MCP3423 Evaluation Board	MCP3423
MCP3424EV	MCP3424 Evaluation Board	MCP3424
MCP3425EV	MCP3425 SOT 23-6 Evaluation Board	MCP3425
MCP3221DM-PCTL	MCP3221 PICTail™ Demonstration Board	MCP3221
MCP3551DM-PCTL	MCP3551 Delta-Sigma ADC Demonstration Board	MCP3551
MCP355XDV-MS1	MCP355X Sensor Application Developer's Board	MCP3551, MCP3553, MCP3550-50, MCP3550-60
MCP355XDM-TAS	MCP355X Tiny Application Sensor Demonstration Board	MCP3551, MCP3553, MCP3550-50, MCP3550-60
MCP3905EV	MCP3905 Energy Meter Evaluation Board	MCP3905
MCP3905RD-PM1	MCP3905 Energy Meter Reference Design	MCP3905
MCP3909EV-MCU16	MCP3909 ADC Evaluation Board for 16-Bit MCUs	MCP3909
MCP3909RD-3PH1	MCP3909 3-Phase Energy Meter Reference Design	MCP3909, PIC18F2520, PIC18F4550
MCP402XEV	MCP402X Non-Volatile Digital Potentiometer Evaluation Board	MCP4021, MCP4022, MCP4023, MCP4024
MCP4XXXDM-DB	MCP4XXX Digital Potentiometer Daughter Board	MCP4011, MCP4021, MCP42XXX
MCP42XXDM-PTPLS	MCP42XX PICTail™ Plus Daughter Board	MCP4231, MCP4232, MCP4241, MCP4242, MCP4251, MCP4252, MCP4261, MCP4262
DV42XXX	MCP42XXX Digital Potentiometer Evaluation Board	MCP42010, MCP42050, MCP42100
MCP46XXDM-PTPLS	MCP46XX PICTail™ Plus Daughter Board	MCP4631, MCP4641, MCP4651, MCP47652, MCP4661, MCP4662
MCP4725EV	MCP4725 SOT 23-6 Evaluation Board	MCP4725
MCP4725DM-PTPLS	MCP4725 PICTail™ Plus Daughter Board	MCP4725
MCP4728EV	MCP4728 Quad DAC Evaluation Board	MCP4728
DVMCPA	MXDEV® Analog Evaluation System	MCP3001/02, MCP3004/08, MCP3201/08, MCP3204/08
MXSIGDM	Mixed Signal PICTail™ Demonstration Board	TC132X, MCP330X, MCP320X, MCP482X, MCP492X, MCP3221, MCP3021, MCP1525

Evaluation, Demonstration and Development Kits

Order #	Description	Devices Supported
Power Management Demonstration and Evaluation Tools		
MCP1252DM-BKLT	MCP1252 Charge Pump Backlight Demonstration Board	MCP1252
MCP1256/7/8/9EV	MCP1256/7/8/9 Charge Pump Evaluation Board	MCP1256, MCP1257, MCP1258, MCP1259
MCP1601EV	MCP1601 Buck Regulator Evaluation Board	MCP1601
MCP1602EV	MCP1602 Evaluation Board	MCP1602
MCP1603EV	MCP1603 Buck Converter Evaluation Board	MCP1603
MCP1612EV	MCP1612 Synchronous Buck Regulator Evaluation Board	MCP1612
MCP1630RD-DDBK1	MCP1630 +12V in Dual Output Buck Converter Reference Design	MCP1630
MCP1630RD-DDBK3	MCP1630 Bidirectional 4-Cell Li-Ion Charger Reference Design	MCP1630V, PIC16F88, MCP6022
MCP1630RD-NMC1	MCP1630 Low-Cost NiMH Battery Charger Reference Design	MCP1630, PIC12F683, MCP6292, MCP1702
MCP1630DM-DDBK1	MCP1630 1A Bias Supply Demonstration Board	MCP1630
MCP1630DM-DDBS1	MCP1630 Automotive Input Boost Converter Demonstration Board	MCP1630, PIC12F683
MCP1630DM-LED2	MCP1630 Boost Mode LED Driver Demonstration Board	MCP1630V, PIC12F683, MCP1702
MCP1630RD-LIC1	MCP1630 Li-Ion Multi Bay Battery Charger Reference Design	MCP1630
MCP1630RD-LIC2	MCP1630 Low Cost Li-Ion Battery Charger Reference Design	MCP1630
MCP1630DM-NMC1	MCP1630 NiMH Battery Charger Demonstration Board	MCP1630
MCP1630DM-DDBS2	MCP1630 Coupled Inductor Boost Demonstration Board	MCP1630, PIC12F683
MCP1630DM-DDBK4	MCP1630 Automotive Input, Triple Output Converter Demonstration Board	MCP1630, PIC12F683
MCP1631RD-DCPC1	MCP1631HV Digitally Controlled Programmable Current Source Reference Design	MCP1631HV, PIC16F616
MCP1631RD-MCC1	MCP1631HV Multi-Chemistry Battery Charger Reference Design	MCP1631HV, PIC16F883
MCP1631RD-MCC2	MCP1631HV Multi-Chemistry Battery Charger Reference Design	MCP1631HV, PIC16F883
MCP1650DM-LED1	MCP1650 3W White LED Demonstration Board	MCP1650
MCP1650DM-LED2	MCP1650 Multiple White LED Demonstration Board	MCP1650
MCP1650EV	MCP1650 Boost Controller Evaluation Board	MCP1650
MCP1650DM-DDSC1	MCP1650 SEPIC Power Supply Demonstration Board	MCP1650
MCP1726EV	MCP1726 1A LDO Evaluation Board	MCP1726
MCP73113EV-1SOVP	MCP73113 OVP Single Cell Li-Ion Battery Charger Evaluation Board	MCP73113, MCP73114
MCP73213EV-2SOVP	MCP73213 OVP Dual Cell Li-Ion Battery Charger Evaluation Board	MCP73213
MCP73X23EV-LFP	MCP73X23 OVP Lithium Iron Phosphate Battery Charger Evaluation Board	MCP73123, MCP73223
MCP73871DM-VPCC	MCP73871 Demo Board with Voltage Proportional Current Control	MCP73871
MCP7381XEVE	MCP7381X Low-Cost Li-Ion Battery Charger Evaluation Board	MCP73811, MCP73812
MCP7382XEVE	MCP7382X Li-Ion Battery Charger Evaluation Board	MCP7382X
MCP73831EV	MCP73831 Evaluation Kit	MCP73831
MCP73833EV	MCP73833 Li-Ion Battery Charger Evaluation Board	MCP73833, MCP73834
MCP7383XEVE-DIBC	MCP73837/8 AC/USB Dual Input Battery Charger Evaluation Board	MCP73837, MCP73838
MCP7383XRDP-PPM	MCP7383X Li-Ion System Power Path Management Reference Design	MCP73831, MCP73832, MCP73833, MCP73834
MCP7384XEVE	MCP7384X Li-Ion Battery Charger Evaluation Board	MCP7384X
MCP73855EV	MCP73855 Li-Ion Battery Charger Evaluation Board	MCP73855
MCP7386XEVE	MCP7386X Li-Ion Battery Charger Evaluation Board	MCP7386X
MCP73871EV	MCP73871 Evaluation Board	MCP73871
SOT223-5EV-VREG	SOT223-5 Voltage Regulator Evaluation Board	MCP1790, MCP1824, MCP1825, MCP1826
TC110DM	TC110 Boost Converter Demonstration Board	TC110, MCP73832
TC115EV	TC115 PFM/PWM Boost Converter Evaluation Board	TC115
TC1016/17EV	TC1016/17 LDO Linear Regulator Evaluation Board	TC1016/17
TC1303BDM-DDBK1	TC1303B Demonstration Board	TC1303B
TC1303DM-DDBK2	TC1303 DFN Adjustable Output Demonstration Board	TC1303C

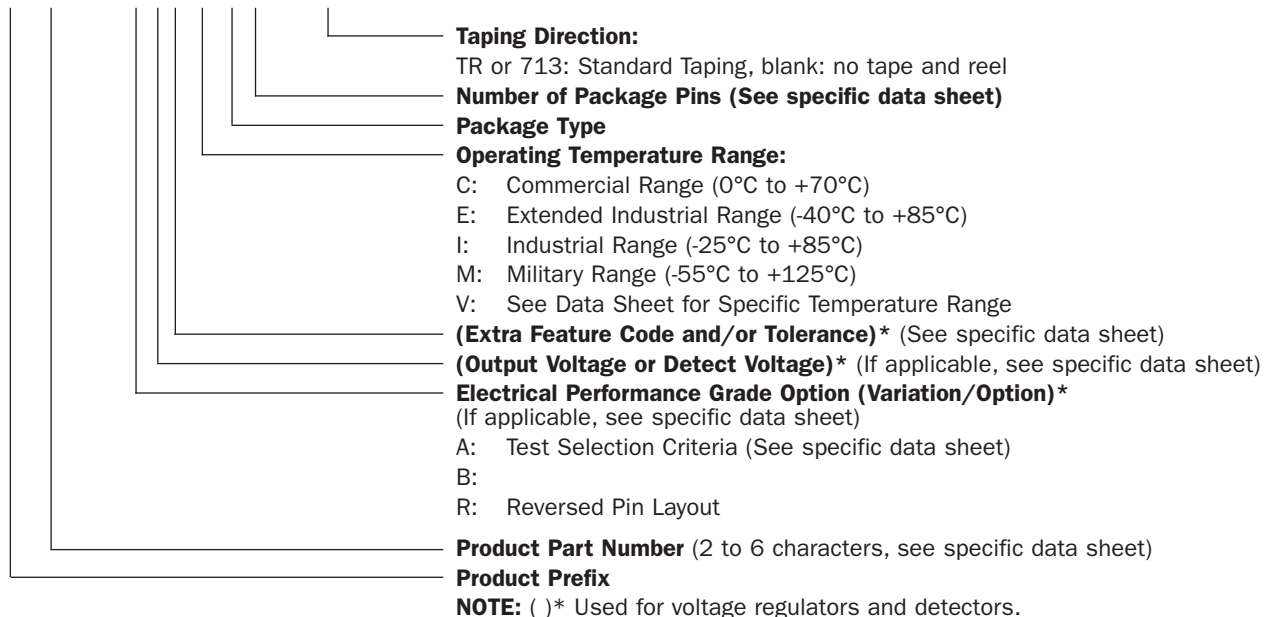
Evaluation, Demonstration and Development Kits

Order #	Description	Devices Supported
Interface Products Demonstration and Evaluation Tools		
GPIO DM-KPLCD	GPIO Expander Keypad and LCD Demo Board	MCP23008, MCP23S08, MCP23017, MCP23S17, PIC18F4550, MCP1702
DV251001	MCP2510/2515 CAN Developer's Kit	MCP2515, MCP2510
DV250501	MCP250XX CAN I/O Expanders Developer's Kit	MCP25020, MCP25025, MCP25050, MCP25055
MCP2515DM-PCTL	MCP2515 CAN Controller PICtail™ Demonstration Board	MCP2515
MCP215XDM	MCP215X Data Logger Demonstration Board	MCP2150/55
MCP2140DM-TMPSNS	MCP2140 IrDA® Wireless Temp Demonstration Board	MCP2140
MCP212XEVD	MCP212X Developer's Daughter Board	MCP212X
MCP215X/40EVD	MCP215X/40 Developer's Daughter Board	MCP2140, MCP2150/55
MCP23X08EV	MCP23X08 8-bit GPIO Expander Evaluation Board	MCP23008, MCP23S08
MCP23X17EV	MCP23X17 16-bit GPIO Expander Evaluation Board	MCP23017, MCP23S17
MCP2515DM-BM	MCP2515 CAN Bus Monitor Demonstration Board	MCP2515, MCP2551
MCP2515DM-PTPLS	MCP2515 PICtail™ Plus Daughter Board	MCP2515, MCP2551
PKSERIAL-SPI1	PICKIT™ Serial SPI Demonstration Board	25LC020A, TC77, MCP3201, MCP4822, MCP41010, MCP6S92, MCP23S08
PKSERIAL-I2C1	PICKIT™ Serial I ² C™ Demonstration Board	24LC02B, MCP9801, MCP3221, TC1321, MCP23008
Linear Demonstration and Evaluation Tools		
MCP6031DM-PTPLS	MCP6031 Photodiode PICtail™ Plus Demonstration Board	MCP6031
MCP651EV-VOS	MCP651 Input Offset Evaluation Board	MCP651
MCP6S22DM-PICTL	MCP6S22 PGA PICtail™ Demonstration Board	MCP6S22
MCP6S2XEVD	MCP6S2X PGA Evaluation Board	MCP6S2X
MCP6SX2DM-PCTLPD	MCP6SX2 PGA Photodiode PICtail™ Demonstration Board	MCP6S22/92
MCP6SX2DM-PCTLTH	MCP6SX2 PGA Thermistor PICtail™ Demonstration Board	MCP6S22/92
MCP6V01DM-VOS	MCP6V01 Input Offset Demonstration Board	MCP6V01, MCP6V03, MCP6V06, MCP6V08
MCP6V01RD-TCPL	MCP6V01 Thermocouple Auto-Zeroed Reference Design	MCP6V01
PIC16F690DM-PCTLHS	Humidity Sensor PICtail™ Demonstration Board	MCP6291, PIC16F690
MCP6XXXEV-AMP1	MCP6XXX Amplifier Evaluation Board 1	MCP6021
MCP6XXXEV-AMP2	MCP6XXX Amplifier Evaluation Board 2	MCP6021
MCP6XXXEV-AMP3	MCP6XXX Amplifier Evaluation Board 3	MCP6021
MCP6XXXEV-AMP4	MCP6XXX Amplifier Evaluation Board 4	MCP6021
MCP6XXXDM-FLTR	Active Filter Demonstration Board Kit	MCP6271
Analog Blank Evaluation Boards		
SOIC8EV	SOIC/MSOP/TSSOP/DIP 8-pin Evaluation Board	8-pin SOIC, MSOP, TSSOP, DIP Devices
SOIC14EV	SOIC/TSSOP/DIP 14-pin Evaluation Board	14-pin SOIC, TSSOP, DIP Devices
VSUPEV	SOT-23-3 Voltage Supervisor Evaluation Board	SOT-23-3 Devices
VSUPEV2	SOT-23-5/6 Voltage Supervisor Evaluation Board	SOT-23-5, SOT-23-6 Devices
Miscellaneous Analog Demonstration and Evaluation Tools		
EFIELDDEV	Electrical Field Evaluation Board	N/A
HFIELDDEV	Magnetic Field Evaluation Board	N/A
INTRFCEV	PSRR and Digital Noise Evaluation Board	N/A

Part Number Suffix Designations

Ordering Information for all Microchip Analog Products beginning with “TC” prefix (formerly TelCom Semiconductor Products)

TC 7106 A-60 1 C P L 713




Package	Description	# of Pins
AB	TO-220	3
AK	TO-220	7
AT	TO-220	5
AV	TO-220 (Formed)	5
BB	TO-220B	3
CB	SOT-23A	3
CH	SOT-23A	6
CT	SOT-23A	5
DB	SOT-223	3
EB	DDPAK	3
EK	DDPAK	7
ET	DDPAK	5
HA	SOP	8
JA	CDIP (N)	8
JD	CDIP (N)	14
JE	CDIP (N)	16
JG	CDIP (W)	24
JI	CDIP (W)	28
JL	CDIP (W)	40
KU	MQFP	64
KW	MQFP	44
LB	SC-70	3
LI	PLCC	28
LS	PLCC	68
LT	SC-70	5
LW	PLCC	44

Package	Description	# of Pins
MB	SOT-89	3
MF	DFN (3x3)	8
MT	SOT-89	5
NB	SOT-23B	3
OA	SOIC (N)	8
OD	SOIC (N)	14
OE	SOIC (W)	16
OG	SOIC (W)	24
OI	SOIC (W)	28
OR	SOIC (N)	16
PA	PDIP (N)	8
PD	PDIP (N)	14
PE	PDIP (N)	16
PF	PDIP (N)	24
PG	PDIP (W)	24
PI	PDIP (W)	28
PJ	PDIP (W)	28
PL	PDIP (W)	40
QR	QSOP (N)	16
RC	SOT-143	4
SI	SSOP (W)	28
UA	MSOP	8
UN	MSOP	10
VB	DDPAK	3
ZB	TO-92	3
ZM	TO-92	2

Part Number Suffix Designations

Ordering Information for all Microchip Analog Products beginning with “MCP” prefix

MCP xxxxx T - yyy z h / qq



Package Type (see table below)

Operating Temperature Range:

- blank: Commercial Range (0°C to +70°C)

I: Industrial (-40°C to +85°C)

E: Extended Industrial Range (-40°C to +125°C)

Supervisor Bond Options:

D:

F:

H:

blank: Not Applicable

Reset Voltage Thresholds or Performance Grade Options:

(1-3 characters, see specific data sheets)

270: 2.7V reset threshold

300: 3.0V reset threshold

315: 3.15V reset threshold

450: 4.5V reset threshold

460: 4.6V reset threshold

475: 4.7V reset threshold

485: 4.85V reset threshold

or

B: Grade (see specific data sheet)

C: Grade (see specific data sheet)

or

blank: not applicable

Tape and Reel:

T: Tape and Reel

blank: No Tape and Reel

Product Part Number (3-6 characters, see specific data sheet)

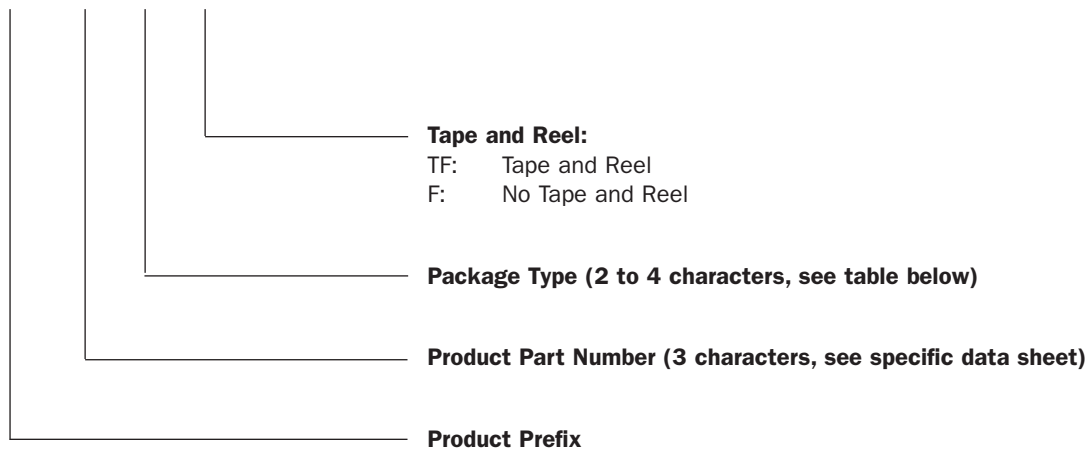
Product Prefix

Package	Description	# of Pins	Tube/Bag Qty.	Reel Qty.
TO	TO-92	3	1000	n/a
TT	SOT-23	3	n/a	3000
OT	SOT-23	5	n/a	3000
P	PDIP	8	60	n/a
SN	SOIC	8	100	3300
ST	TSSOP	8	100	2500
MS	MSOP	8	100	2500
MF	DFN (2x3)	8	n/a	3300
MF	DFN (3x3)	8	50	3300
MF	DFN (3x3, 10-Pin)	10	120	3300
ST	TSSOP	14	96	2500
P	PDIP	14	30	n/a
SL	SOIC	14	57	2600
P	PDIP	18	25	n/a
SO	SOIC	18	42	1100
ST	TSSOP	20	74	2500
SS	SSOP	20	67	1600
ML	QFN (6x6)	28	50	1600
ML	QFN (4x4)	16	91	3300

Part Number Suffix Designations

Ordering Information for all Microchip Analog Products beginning with “RE46C” prefix

RE46C xxx yyyy zz



Package	Description	# of Pins	Tube Qty.	Reel Qty.
E8	PDIP	8	60	n/a
S8	SOIC	8	100	3300
E14	PDIP	14	30	n/a
S14	SOIC	14	57	2600
E16	PDIP	16	30	n/a
S16	SOIC	16	50	2600
SW16	SOIC (300 mil)	16	47	1000

Support

Microchip is committed to supporting its customers in developing products faster and more efficiently. We maintain a worldwide network of field applications engineers and technical support ready to provide product and system assistance. In addition, the following service areas are available at www.microchip.com:

- **Support** link provides a way to get questions answered fast: <http://support.microchip.com>
- **Sample** link offers evaluation samples of any Microchip device: <http://sample.microchip.com>
- **Forum** link provides access to knowledge base and peer help: <http://forum.microchip.com>
- **Buy** link provides locations of Microchip Sales Channel Partners: www.microchip.com/sales

Sales Office Listing

AMERICAS

Atlanta

Tel: 678-957-9614

Boston

Tel: 774-760-0087

Chicago

Tel: 630-285-0071

Cleveland

Tel: 216-447-0464

Dallas

Tel: 972-818-7423

Detroit

Tel: 248-538-2250

Kokomo

Tel: 765-864-8360

Los Angeles

Tel: 949-462-9523

Santa Clara

Tel: 408-961-6444

Toronto

Mississauga, Ontario

Tel: 905-673-0699

EUROPE

Austria - Wels

Tel: 43-7242-2244-39

Denmark - Copenhagen

Tel: 45-4450-2828

France - Paris

Tel: 33-1-69-53-63-20

Germany - Munich

Tel: 49-89-627-144-0

Italy - Milan

Tel: 39-0331-742611

Netherlands - Druunen

Tel: 31-416-690399

Spain - Madrid

Tel: 34-91-708-08-90

UK - Wokingham

Tel: 44-118-921-5869

Training

If additional training interests you, then Microchip can help. We continue to expand our technical training options, offering a growing list of courses and in-depth curriculum locally, as well as significant online resources – whenever you want to use them.

- Regional Training Centers: www.microchip.com/rtc
- MASTERS Conferences: www.microchip.com/masters
- Worldwide Seminars: www.microchip.com/seminars
- eLearning: www.microchip.com/webseminars
- Resources from our Distribution and Third Party Partners www.microchip.com/training

ASIA/PACIFIC

Australia - Sydney

Tel: 61-2-9868-6733

China - Beijing

Tel: 86-10-8528-2100

China - Chengdu

Tel: 86-28-8665-5511

China - Hong Kong SAR

Tel: 852-2401-1200

China - Nanjing

Tel: 86-25-8473-2460

China - Qingdao

Tel: 86-532-8502-7355

China - Shanghai

Tel: 86-21-5407-5533

China - Shenyang

Tel: 86-24-2334-2829

China - Shenzhen

Tel: 86-755-8203-2660

China - Wuhan

Tel: 86-27-5980-5300

China - Xiamen

Tel: 86-592-2388138

China - Xian

Tel: 86-29-8833-7252

China - Zhuhai

Tel: 86-756-3210040

ASIA/PACIFIC

India - Bangalore

Tel: 91-80-3090-4444

India - New Delhi

Tel: 91-11-4160-8631

India - Pune

Tel: 91-20-2566-1512

Japan - Yokohama

Tel: 81-45-471- 6166

Korea - Daegu

Tel: 82-53-744-4301

Korea - Seoul

Tel: 82-2-554-7200

Malaysia - Kuala Lumpur

Tel: 60-3-6201-9857

Malaysia - Penang

Tel: 60-4-227-8870

Philippines - Manila

Tel: 63-2-634-9065

Singapore

Tel: 65-6334-8870

Taiwan - Hsin Chu

Tel: 886-3-6578-300

Taiwan - Kaohsiung

Tel: 886-7-536-4818

Taiwan - Taipei

Tel: 886-2-2500-6610

Thailand - Bangkok

Tel: 66-2-694-1351

3/26/09

Microcontrollers • Digital Signal Controllers • Analog • Serial EEPROMs

Information subject to change. The Microchip name and logo, the Microchip logo, PIC and PICmicro are registered trademarks of Microchip Technology Incorporated in the U.S.A. and other countries. FilterLab and MXDEV are registered trademarks of Microchip Technology Incorporated in the U.S.A. PICkit, PICtail, Select Mode and ECONOMONITOR are trademarks of Microchip Technology Incorporated in the U.S.A. and other countries. All other trademarks mentioned herein are property of their respective companies.

© 2009, Microchip Technology Incorporated. All Rights Reserved. Printed in the U.S.A. 10/09

DS21060S



MICROCHIP
www.microchip.com

Microchip Technology Inc.
2355 W. Chandler Blvd.
Chandler, AZ 85224-6199