


Linear PTC Thermistors, Surface Mount Chip



FEATURES

- Solderable wraparound terminations
- Alumina substrate base with PTC thick film element
- 0603, 0805, and 1206 sizes available
- Available in tape and reel packaging
- Standard tolerances: $\pm 5\%$, $\pm 10\%$
- Contact factory for non-standard tolerance
- Linear from $-55\text{ }^{\circ}\text{C}$ to $+125\text{ }^{\circ}\text{C}$
- Maximum linear deviation: $\pm 0.01\text{ }^{\circ}\text{C}/^{\circ}\text{C}$

STANDARD ELECTRICAL SPECIFICATIONS

TCR LOT ppm - 55 °C to + 125 °C	TCR ⁽¹⁾ TOLERANCE ppm	R ₂₅ Ω VALUE RANGE (5 % and 10 % TOLERANCE) ⁽²⁾					
		0603		0805		1206	
		MIN.	MAX.	MIN.	MAX.	MIN.	MAX.
3500	± 300	10	22	10	39	10	47
3300	± 300	27	120	47	180	56	220
3100	± 300	150	270	220	330	270	470
2900	± 300	330	560	390	680	560	1K
2700	± 300	680	1.2K	820	1.5K	1.2K	3.9K
2500	± 300	1.5K	5.6K	1.8K	6.8K	4.7K	8.2K
2300	± 300	6.8K	10K	8.2K	10K	10K	15K

Notes 1. Contact Vishay Dale if closer TCR lot tolerance is desired.

2. Other R₂₅ values and tolerances are available upon request.

STANDARD RESISTANCE VALUES

10	120	1.5K
12	150	1.8K
15	180	2.2K
18	220	2.7K
22	270	3.3K
27	330	3.9K
33	390	4.7K
39	470	5.6K
47	560	6.8K
56	680	8.2K
68	820	10K
82	1K	12K
100	1.2K	15K

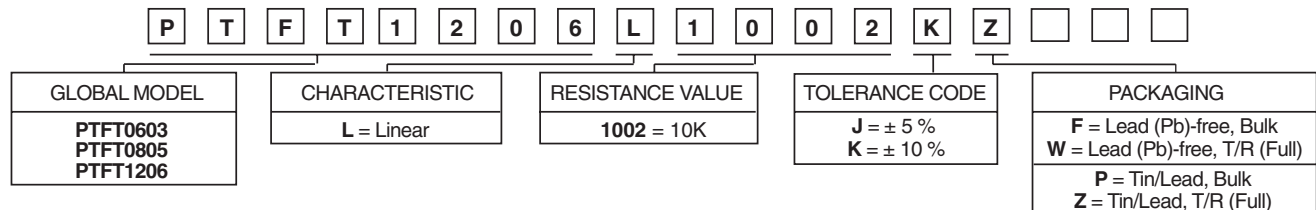
STANDARD TECHNICAL SPECIFICATIONS

PART NUMBER	POWER RATING	MAXIMUM WORKING VOLTAGE RCWV ⁽¹⁾
PTFT 0603	75 mW	30 VDC
PTFT 0805	100 mW	40 VDC
PTFT 1206	125 mW	50 VDC

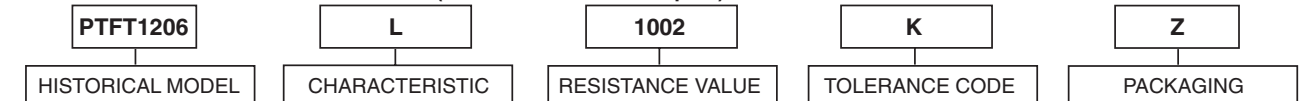
Note 1. Rated Continuous Working Voltage is maximum working voltage or square root of the power rating times resistance value, whichever is less.

GLOBAL PART NUMBER INFORMATION

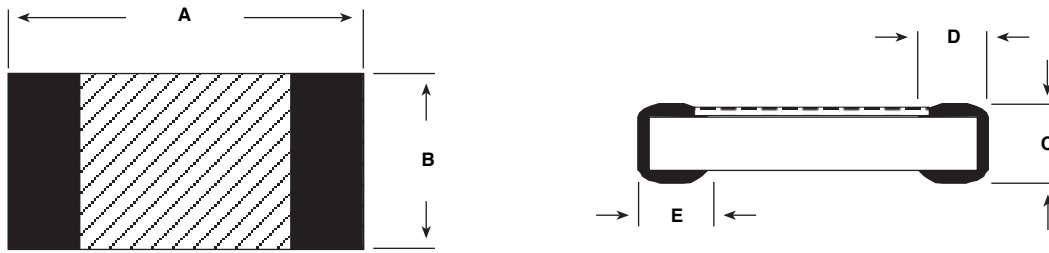
New Global Part Numbering: PTFT1206L1002KZ (preferred part numbering format)



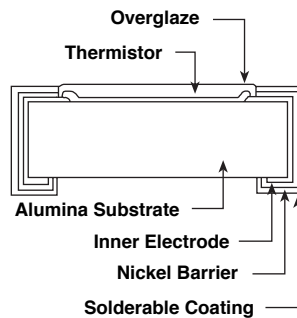
Historical Part Number: PTFT1206L1002KZ (will continue to be accepted)



DIMENSIONS in inches [millimeters]



PART NUMBER	A	B	C	D	E
PTFT0603	0.063 ± 0.006 [1.60 ± 0.15]	0.031 + 0.006 - 0.002 [0.80 + 0.15 - 0.05]	0.020 ± 0.004 [0.50 ± 0.10]	0.012 ± 0.008 [0.30 ± 0.20]	0.012 ± 0.008 [0.30 ± 0.20]
PTFT0805	0.079 ± 0.006 [2.00 ± 0.15]	0.049 ± 0.006 [1.25 ± 0.15]	0.020 ± 0.006 [0.50 ± 0.15]	0.016 ± 0.010 [0.40 ± 0.25]	0.016 ± 0.010 [0.40 ± 0.25]
PTFT1206	0.124 ± 0.006 [3.15 ± 0.15]	0.063 ± 0.006 [1.60 ± 0.15]	0.022 ± 0.006 [0.56 ± 0.15]	0.020 ± 0.010 [0.50 ± 0.25]	0.020 ± 0.010 [0.50 ± 0.25]



CONSTRUCTION

PERFORMANCE¹⁾		
TEST³⁾	MAXIMUM % ΔR²⁾	
	1K and Below	Above 1K
High Temperature Exposure (100 hours at 125 °C)	1 %	1 %
Effects of Bonding (10 sec. Solder dip at 260 °C)	1 %	1 %
Thermal Shock (30 min. at - 65 °C, 30 min. at 125 °C, 5 cycles)	1 %	5 %
Low Temperature Operation (Maximum Rated Power for 2 hours at - 65 °C)	1 %	10 %
Short Time Overload (2.5 x RCWV for 5 seconds)	1 %	20 %
Moisture Resistance (240 hours, 10 cycles)	4 %	5 %
Load Life (1000 hours 70 °C, Maximum Rated Power 1.5 hours "ON", 5 hours "OFF")	2 %	10 %
Load Humidity (1000 hours at 85 °C, 85 % RH, and 10 % RCWV)	5 %	15 %
Solderability (95 % coverage P/F)	P	P
Leaching (Physical Damage P/F)	P	P

Notes

1. Environmental performance specifications use test procedures as outlined in MIL-R-23648D and MIL-STD-202.
2. PTFT's are ESD Sensitive.
3. Test reading accuracy of ± 0.3 %.



Notice

Specifications of the products displayed herein are subject to change without notice. Vishay Intertechnology, Inc., or anyone on its behalf, assumes no responsibility or liability for any errors or inaccuracies.

Information contained herein is intended to provide a product description only. No license, express or implied, by estoppel or otherwise, to any intellectual property rights is granted by this document. Except as provided in Vishay's terms and conditions of sale for such products, Vishay assumes no liability whatsoever, and disclaims any express or implied warranty, relating to sale and/or use of Vishay products including liability or warranties relating to fitness for a particular purpose, merchantability, or infringement of any patent, copyright, or other intellectual property right.

The products shown herein are not designed for use in medical, life-saving, or life-sustaining applications. Customers using or selling these products for use in such applications do so at their own risk and agree to fully indemnify Vishay for any damages resulting from such improper use or sale.