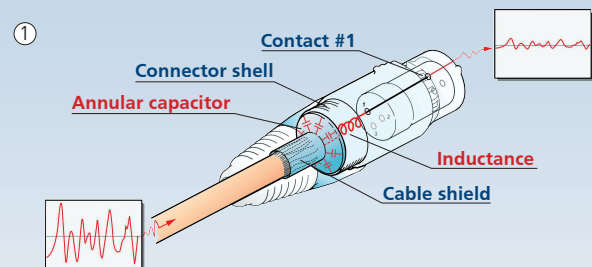



NEW

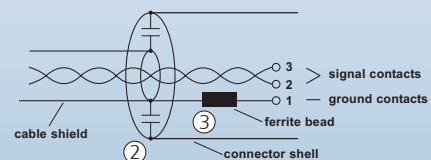
EMC-XLR

**XLR Cable Connector
for EMI protection**

Q u a l i t y T h i n k i n g



- ① Design guarantees a continuous RF-shield connection but avoids ground loops (no LF-shield connection)
- ② Circular capacitor enables low-inductive shield connection to connector housing
- ③ Ferrite on Pin1 – cable shield connection (low pass filter)



- **3-pole male / female XLR cable connector with integrated LC-filter to avoid RF-interference and LF-noise**
- **360° shield contact on female connector ensures best possible shielding and chassis contact.**
- **Patent pending**

Q u a l i t y D e s i g n



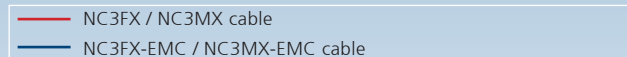
NEUTRIK
CONNECTING THE WORLD

Design Criteria

The EMC-XLR is the answer for a noise-safe audio signal connection.

The "intelligent" connector solves a variety of problems like ground loops, RF-interference, Pin1-problems, etc.

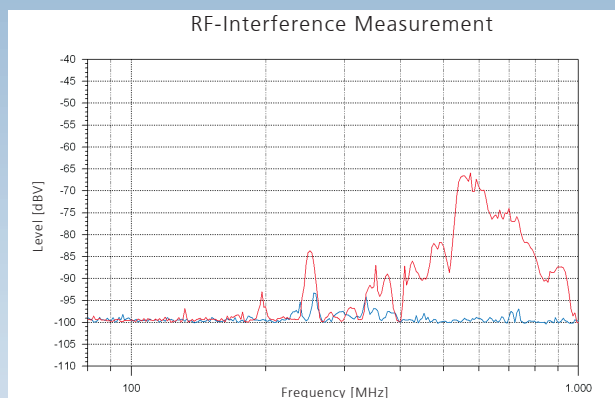
The following chart shows the impressive decrease of audio noise caused by RF interference with help of the new EMC-XLR:



RF-Interference on a studio microphone & microphone cable according EN55103-2, EN61000-4-3.

E= 3 V/m, m= 80% AM, f_{mode}= 1 kHz, f_r= 80 MHz ... 1'000 MHz, a= 3.5 m

University of Karlsruhe / SCHOEPS GmbH (Germany)



Applications

- Perfect for RF sensitive applications (Live and on-stage)
- General critical installations (Recording studios, Broadcast, etc.)
- Nearby radio systems, cell phones, lighting installations, etc.

Technical Data

Electrical

Rated current per contact:	5 A
Shielding effectiveness:	> 55 dB@ 1 GHz
Cables shield - shell connection:	capacitive
Pin 1 ground:	RF absorbing
Contact resistance after lifetime:	≤ 3 mΩ
Insulation resistance:	initial > 2 GΩ, > 1GΩ
Dielectric strength:	1500 V dc after damp heat test

Materials

Contacts:	Brass, gold plated
Shell, shield contact:	Zinc diecast (ZnAl4Cu1)
Strain relief clamp:	POM
Bushing:	PA / PU
Insert:	PA 6.6 30% GR

Mechanical

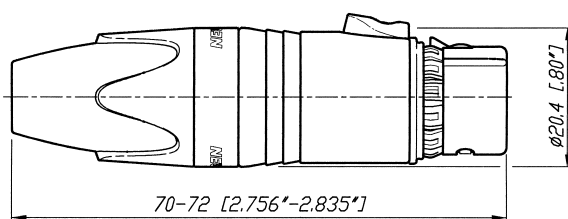
Retention method:	chuck type
Life time (mating cycles):	> 1'000 cycles
Cable O.D. range:	4 - 7 mm
Wiring:	soldering (AWG 20 - AWG 24)
Solderability:	complies with IEC 68-2-20

Environment

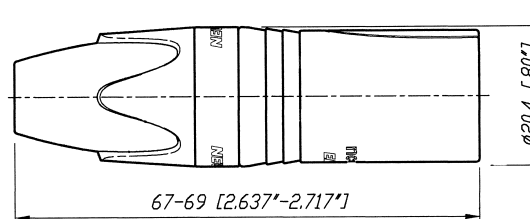
Temperature range:	-30°C to +80°C
Flammability:	UL 94 HB

Dimensional Drawing

NC3FXX-EMC



NC3MXX-EMC



Ordering Information

Female EMC-XLR Cable Connector

NC3FXX-EMC

Male EMC-XLR Cable Connector

NC3MXX-EMC

NEUTRIK AG
Liechtenstein
Tel.: +423/237 24 24
Fax: +423/232 53 93
www.neutrik.com

NEUTRIK Zürich AG
Switzerland
Tel.: +41 44/736 5010
Fax: +41 44/736 5011

NEUTRIK (UK) Ltd.
Great Britain
Tel.: +44 1983/811 441
Fax: +44 1983/811 439

NEUTRIK USA INC.
USA
Tel.: +1 732/901 9488
Fax: +1 732/901 9608

NEUTRIK Tokyo Ltd.
Japan
Tel.: +81 3/3663 4733
Fax: +81 3/3663 4796

NEUTRIK France
France
Tel.: +33 1/4131 6750
Fax: +33 1 /4131 0511

NEUTRIK Vertriebs GmbH
Germany / Netherlands / Austria
Tel.: +49 8131/28 08 90
Fax: +49 8131/28 08-30



NEUTRIK

CONNECTING THE WORLD