

MULTILAYER (MONOLYTHIC) CERAMIC

CML SERIES

The CML Series is a range of radial lead conformally coated non-polarized multilayer ceramic capacitors. These flame retardant capacitors are most commonly used for filtering, coupling, and bypass applications.

RATINGS

Capacitance Range: 10pf to 2.2uf
Voltage: 50VDC and 100VDC

PERFORMANCE SPECIFICATIONS

Operating Temperature Range:

Z5U +10°C to +85°C
 X7R -55 °C to 125°C
 NPO -55 °C to 125°C

Tolerance Range:

CML103M50 - CML225M50 ±20%
 CML102K100 - CML154K100 ±10%
 CML100J100 - CML473J100 ±5%

Temperature Coefficient:

CML103M50 - CML225M50 Z5U (+22%, -56%)
 CML102K100 - CML154K100 X7R (±15%)
 CML100J100 - CML473J100 NPO (Stable)

ORDERING INFORMATION

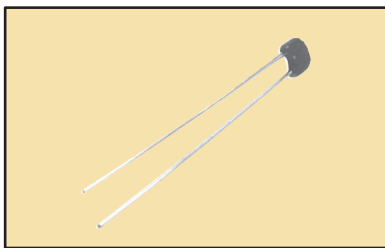
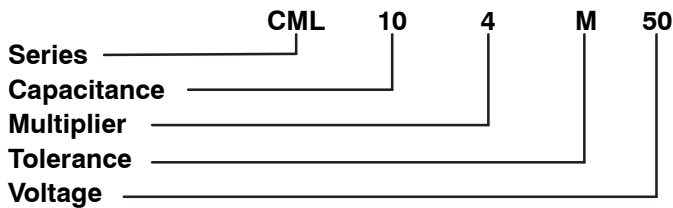
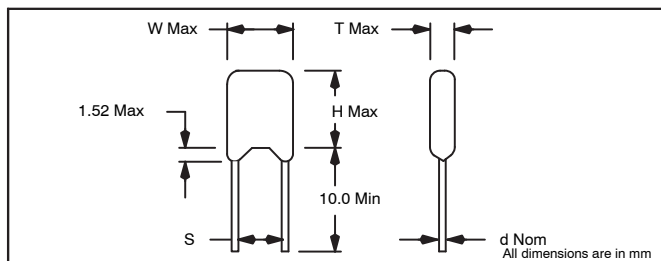


FIGURE 1



MECHANICAL SPECIFICATIONS (Figure 1)

50 Volt (Z5U) Series Dimensions (mm)

| Cap μ f | T | H | W | S | d |
|-------------|-------|------|------|------|------|
| .01 | 3.175 | 5.08 | 5.08 | 2.54 | .508 |
| .015 | 3.175 | 5.08 | 5.08 | 2.54 | .508 |
| .022 | 3.175 | 5.08 | 5.08 | 2.54 | .508 |
| .033 | 3.175 | 5.08 | 5.08 | 2.54 | .508 |
| .047 | 3.175 | 5.08 | 5.08 | 2.54 | .508 |
| .068 | 3.175 | 5.08 | 5.08 | 2.54 | .508 |
| .10 | 3.175 | 5.08 | 5.08 | 2.54 | .508 |
| .15 | 3.175 | 5.08 | 5.08 | 2.54 | .508 |
| .22 | 3.175 | 5.08 | 5.08 | 2.54 | .508 |
| .33 | 3.175 | 5.08 | 5.08 | 2.54 | .508 |
| .47 | 3.175 | 5.08 | 5.08 | 2.54 | .508 |
| .68 | 3.810 | 7.62 | 7.62 | 5.08 | .508 |
| 1.0 | 3.810 | 7.62 | 7.62 | 5.08 | .508 |
| 1.5 | 3.810 | 7.62 | 7.62 | 5.08 | .508 |
| 2.2 | 3.810 | 7.62 | 7.62 | 5.08 | .508 |

100 Volt (X7R) Series Dimensions (mm)

| Cap μ f | T | H | W | S | d |
|-------------|-------|------|------|------|------|
| .0010 | 3.175 | 5.08 | 5.08 | 2.54 | .508 |
| .0015 | 3.175 | 5.08 | 5.08 | 2.54 | .508 |
| .0022 | 3.175 | 5.08 | 5.08 | 2.54 | .508 |
| .0033 | 3.175 | 5.08 | 5.08 | 2.54 | .508 |
| .0047 | 3.175 | 5.08 | 5.08 | 2.54 | .508 |
| .0068 | 3.175 | 5.08 | 5.08 | 2.54 | .508 |
| .010 | 3.175 | 5.08 | 5.08 | 2.54 | .508 |
| .015 | 3.175 | 5.08 | 5.08 | 2.54 | .508 |
| .022 | 3.175 | 5.08 | 5.08 | 2.54 | .508 |
| .033 | 3.175 | 5.08 | 5.08 | 2.54 | .508 |
| .047 | 3.175 | 5.08 | 5.08 | 2.54 | .508 |
| .068 | 3.175 | 5.08 | 5.08 | 2.54 | .508 |
| .10 | 3.175 | 5.08 | 5.08 | 2.54 | .508 |
| .15 | 3.810 | 7.62 | 7.62 | 5.08 | .508 |
| .22 | 3.810 | 7.62 | 7.62 | 5.08 | .508 |
| .33 | 3.810 | 7.62 | 7.62 | 5.08 | .508 |
| .47 | 3.810 | 7.62 | 7.62 | 5.08 | .508 |
| .68 | 3.810 | 7.62 | 7.62 | 5.08 | .508 |
| 1.0 | 3.810 | 7.62 | 7.62 | 5.08 | .508 |

100 Volt (NPO) Series Dimensions (mm)

| Cap pf | T | H | W | S | d |
|---------|-------|------|------|------|------|
| 10.0 | 3.175 | 5.08 | 5.08 | 2.54 | .508 |
| 15.0 | 3.175 | 5.08 | 5.08 | 2.54 | .508 |
| 22.0 | 3.175 | 5.08 | 5.08 | 2.54 | .508 |
| 33.0 | 3.175 | 5.08 | 5.08 | 2.54 | .508 |
| 47.0 | 3.175 | 5.08 | 5.08 | 2.54 | .508 |
| 68.0 | 3.175 | 5.08 | 5.08 | 2.54 | .508 |
| 100.0 | 3.175 | 5.08 | 5.08 | 2.54 | .508 |
| 150.0 | 3.175 | 5.08 | 5.08 | 2.54 | .508 |
| 220.0 | 3.175 | 5.08 | 5.08 | 2.54 | .508 |
| 330.0 | 3.175 | 5.08 | 5.08 | 2.54 | .508 |
| 470.0 | 3.175 | 5.08 | 5.08 | 2.54 | .508 |
| 680.0 | 3.175 | 5.08 | 5.08 | 2.54 | .508 |
| 1000.0 | 3.175 | 5.08 | 5.08 | 2.54 | .508 |
| 1500.0 | 3.175 | 5.08 | 5.08 | 2.54 | .508 |
| 2200.0 | 3.175 | 5.08 | 5.08 | 2.54 | .508 |
| 3300.0 | 3.175 | 5.08 | 5.08 | 2.54 | .508 |
| 4700.0 | 3.175 | 5.08 | 5.08 | 2.54 | .508 |
| 6800.0 | 3.810 | 7.62 | 7.62 | 5.08 | .508 |
| 10000.0 | 3.810 | 7.62 | 7.62 | 5.08 | .508 |
| 15000.0 | 3.810 | 7.62 | 7.62 | 5.08 | .508 |
| 22000.0 | 3.810 | 7.62 | 7.62 | 5.08 | .508 |
| 33000.0 | 3.810 | 7.62 | 7.62 | 5.08 | .508 |
| 47000.0 | 3.810 | 7.62 | 7.62 | 5.08 | .508 |