

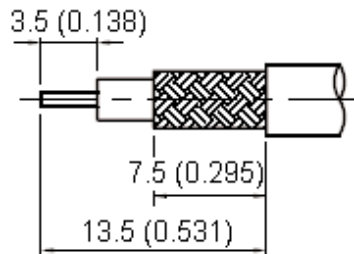
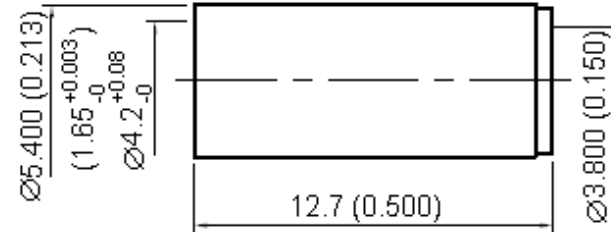
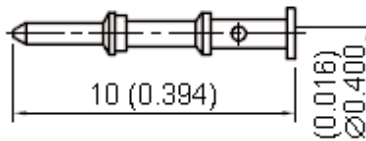
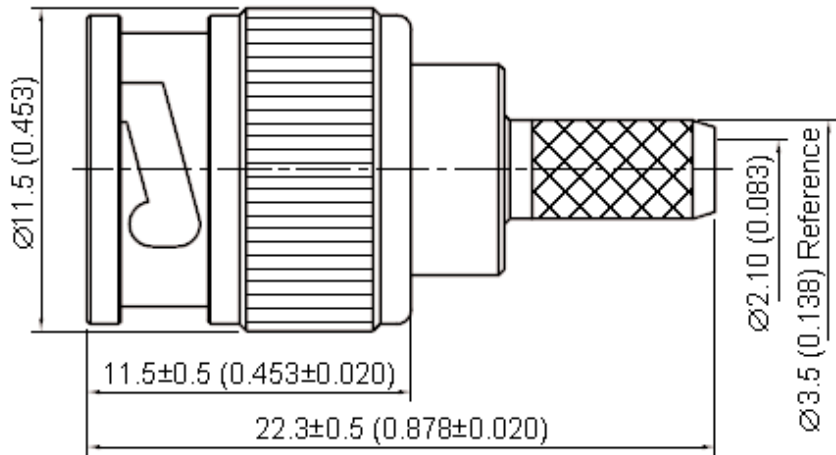


PART NO.

56-01N-TGN

REVISIONS

ECN #	REV	DESCRIPTION	DRAWN	DATE	CHECKD	DATE	APPRVD	DATE
-	A	RELEASED	Sumana	01/2/08	Suresh	01/2/08	G. C	15/2/08



Stripping Dimension

Dimensions : Millimetres (Inches)

This data sheet and its contents (the "Information") belong to the Premier Farnell Group (the "Group") or are licensed to it. No licence is granted for the use of it other than for information purposes in connection with the products to which it relates. No licence of any intellectual property rights is granted. The Information is subject to change without notice and replaces all data sheets previously supplied. The Information supplied is believed to be accurate but the Group assumes no responsibility for its accuracy or completeness, any error in or omission from it or for any use made of it. Users of this data sheet should check for themselves the Information and the suitability of the products for their purpose and not make any assumptions based on information included or omitted. Liability for loss or damage resulting from any reliance on the Information or use of it (including liability resulting from negligence or where the Group was aware of the possibility of such loss or damage arising) is excluded. This will not operate to limit or restrict the Group's liability for death or personal injury resulting from its negligence. SPC MULTICOMP is the registered trademark of the Group. © Premier Farnell plc 2008.

TOLERANCES:

UNLESS OTHERWISE SPECIFIED, DIMENSIONS ARE FOR REFERENCE PURPOSES ONLY.

DRAWN BY:	DATE:
Sumana	01/02/08
CHECKED BY:	DATE:
Suresh	01/02/08
APPROVED BY:	DATE:
G.Cook	15/02/08

DRAWING TITLE:

Mini BNC Straight Plug - 50 Ohm

SIZE	DWG NO.	ELECTRONIC FILE	REV
A	M10000707	56-01N-TGN_DWG	A
SCALE: NTS	U.O.M.: mm (Inches)	SHEET: 1 OF 2	



PART NO.

56-01N-TGN

REVISIONS

ECN #	REV	DESCRIPTION	DRAWN	DATE	CHECKD	DATE	APPRVD	DATE
-	A	RELEASED	Sumana	01/2/08	Suresh	01/2/08	G. C	15/2/08

**Specifications:**

**Electrical:**

Frequency Range : DC-1GHz.

Nominal Impedance : 75Ohms.

**Materials:**

Bodies : Brass per JIS-C3604.

Centre Contact : Brass per JIS-C3604.

Insulation : PTFE per ASTM D1457 and ASTM D1710.

Crimp Ferrule : Brass per JIS-C3604.

**Mechanical:**

For use with Belden 735A or similar style cable.

Minimum Cable Retention : 15lbs.

Crimp Size Required : Contact: Solder/Crimp

Contact: 0.71(0.028) Square Crimp Tool.

Ferrule : 4.68(0.184) Hex Crimp Tool.

**Environmental:**

Operating Temperature Range : -40°C to +85°C

**Specification Table**

Number	Description	Material	Finish	Part Number
1	Shell	Brass	Nickel 100µ" Minimum	56-01N-TGN
2	Body			
3	Gasket	Silicone	Red	
4	Washer	Brass	Nickel 100µ" Minimum	
5	Spring Washer	SK-5		
6	Washer	Brass		
7	Insulation	PTFE	None	
8	Centre Contact	Brass	Gold	
9	Crimp Ferrule		Nickel 100µ" Minimum	

<http://www.farnell.com>

<http://www.newark.com>

<http://www.cpc.co.uk>

This data sheet and its contents (the "Information") belong to the Premier Farnell Group (the "Group") or are licensed to it. No licence is granted for the use of it other than for information purposes in connection with the products to which it relates. No licence of any intellectual property rights is granted. The Information is subject to change without notice and replaces all data sheets previously supplied. The Information supplied is believed to be accurate but the Group assumes no responsibility for its accuracy or completeness, any error in or omission from it or for any use made of it. Users of this data sheet should check for themselves the Information and the suitability of the products for their purpose and not make any assumptions based on information included or omitted. Liability for loss or damage resulting from any reliance on the Information or use of it (including liability resulting from negligence or where the Group was aware of the possibility of such loss or damage arising) is excluded. This will not operate to limit or restrict the Group's liability for death or personal injury resulting from its negligence. SPC MULTICOMP is the registered trademark of the Group. © Premier Farnell plc 2008.

**TOLERANCES:**

UNLESS OTHERWISE SPECIFIED, DIMENSIONS ARE FOR REFERENCE PURPOSES ONLY.

<b>DRAWN BY:</b>	<b>DATE:</b>
Sumana	01/02/08
<b>CHECKED BY:</b>	<b>DATE:</b>
Suresh	01/02/08
<b>APPROVED BY:</b>	<b>DATE:</b>
G.Cook	15/02/08

**DRAWING TITLE:**

Mini BNC Straight Plug - 50 Ohm

<b>SIZE</b>	<b>DWG NO.</b>	<b>ELECTRONIC FILE</b>	<b>REV</b>
A	M10000707	56-01N-TGN_DWG	A
<b>SCALE: NTS</b>	<b>U.O.M.: mm (Inches)</b>	<b>SHEET: 2 OF 2</b>	