

CFPX-104

ISSUE 3; 24 JANUARY 2006

Delivery Options

- Please contact our sales office for current leadtimes

Holder Style

- CFPX-104 surface mount crystals are encapsulated in a hermetically sealed ceramic package with a seam sealed metal lid.

General Specifications

- Load Capacitance (CL): 18pF standard
- Drive Level: 0.1mW max
- Static Capacitance (Co): 7pF max
- Ageing: ± 5 ppm max per year @ 25°C

Packaging

- CFPX-104 surface mount crystals are available packaged individually or on tape and reel

Standard Frequency Tolerances and Stability

- ± 10 ppm to ± 50 ppm

Operating Temperature Range

- -10 to 60°C

Storage Temperature Range

- -30 to 85°C

Solder Condition

- For typical soldering conditions, please see the relevant page in Application Notes

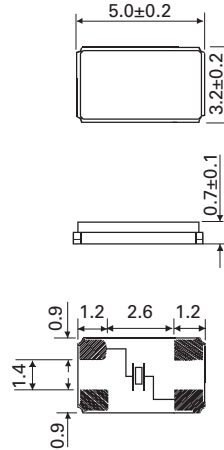
Marking

- Frequency only

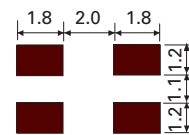
Minimum Order Information Required

- Frequency + Holder + Frequency Tolerance @ 25°C
+ Frequency Stability + Operating Temperature Range
+ Circuit Condition

Outline in mm



Solder pad layout



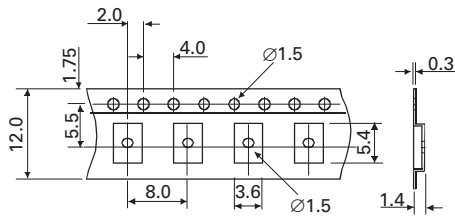
Electrical Specification - maximum limiting values

Frequency Range	Frequency Tolerance @ 25°C ±2°C	Operating Temperature Range	Frequency Stability Available Over Operating Temperature		ESR max.	Vibration Mode
			Minimum	Maximum		
12.0 to <16.0MHz	±10ppm to ±50ppm	-10 to 60°C	±10ppm	±50ppm	60Ω	Fundamental AT cut
16.0 to 67MHz	±10ppm to ±50ppm	-10 to 60°C	±10ppm	±50ppm	40Ω	Fundamental AT cut

Note: For any other frequencies / specification combinations, please contact our sales office.

SURFACE MOUNT QUARTZ CRYSTALS

Outline in mm - Tape



Outline in mm - Reel

