

HRS2(H) Relay

1.COIL DATA


1-1.Nominal Voltage	3 VDC to 24 VDC
1-2.Coil Resistance	Refer to Table 1
1-3.Operate Voltage	Refer to Table 1
1-4.Release Voltage	Refer to Table 1
1-5.Nominal Power Consumption	150 to 360 mW

2.CONTACT DATA

2-1.Contact Arrangement	2 Form C
2-2.Contact Material	AuAg
2-3.Contact Rating	1A 24 VDC / 120VAC
2-4.Max. Switching Voltage	60 VDC / 120 VAC
2-5.Max. Switching Current	2A
2-6.Max. Switching Power	60 VA , 24W
2-7.Contact Resistance (Initial)	100 m Ω at 6 VDC 1A
2-8.Life Expectancy	Electrical 100,000 operations at nominal load Mechanical 10,000,000 operations

3.GENERAL DATA

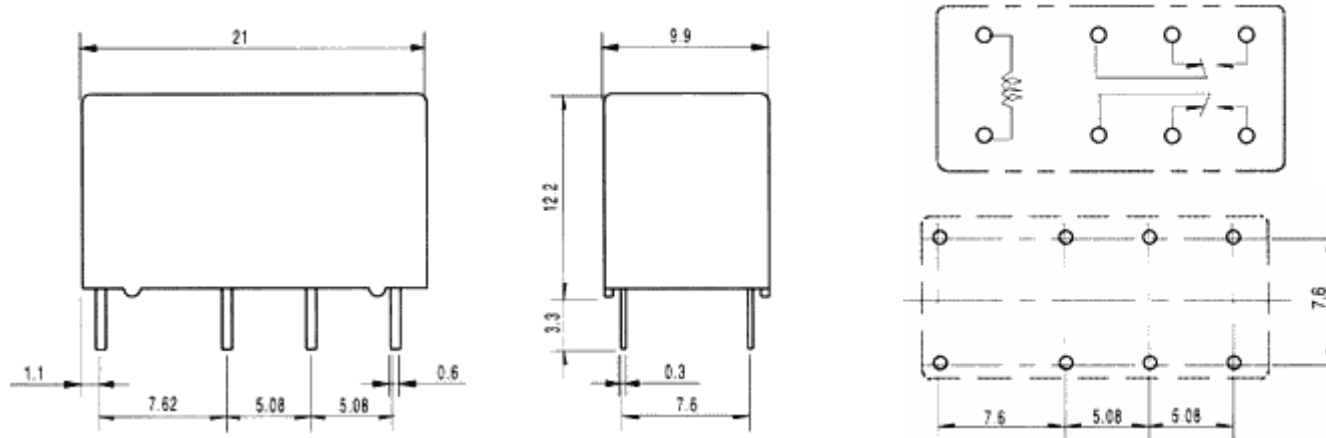
3-1.Insulation Resistance	Min.100M Ω at 500 VDC
3-2.Dielectric Strength	1,000VAC , 1min between open contact 1,500VAC , 1min between contact and coil
3-3.Surge Strength	2,000 VAC (20 μ s)
3-4.Operate Time	Max. 6ms
3-5.Release Time	Max. 4ms
3-6.Temperature Range	-30 to +60 $^{\circ}$ C
3-7.Shock Resistance	15G
3-8.Vibration Resistance	10 - 55 Hz , Amplitude 1.5mm
3-9.Weight	5 gr.
	UL NO. E164730



3-10.Safety Standard

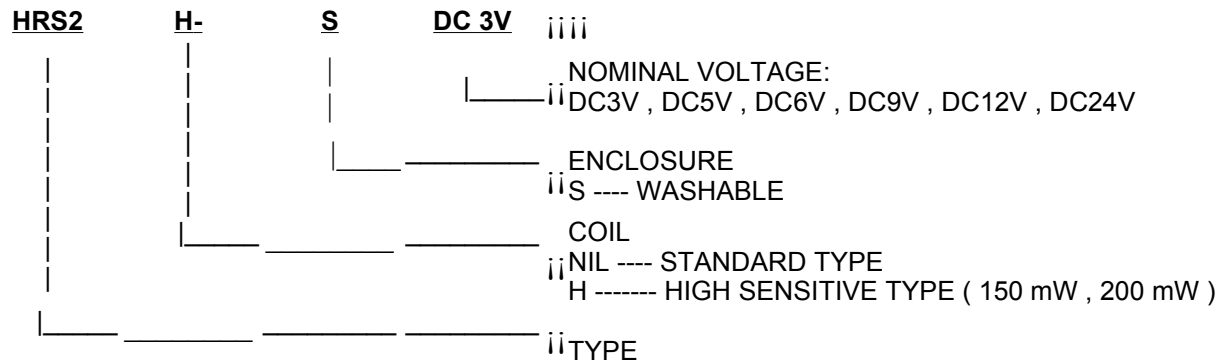
CSA NO. LR109368

4.DIMENSIONS (in mm)



ii

5.ORDERING CODE



6.COIL DATA CHART

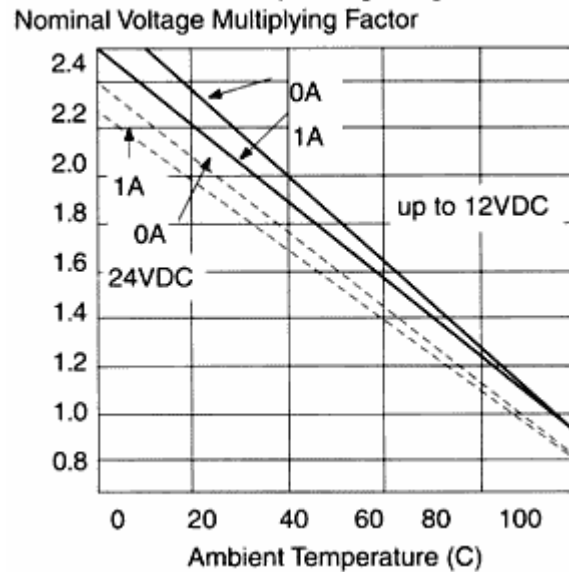
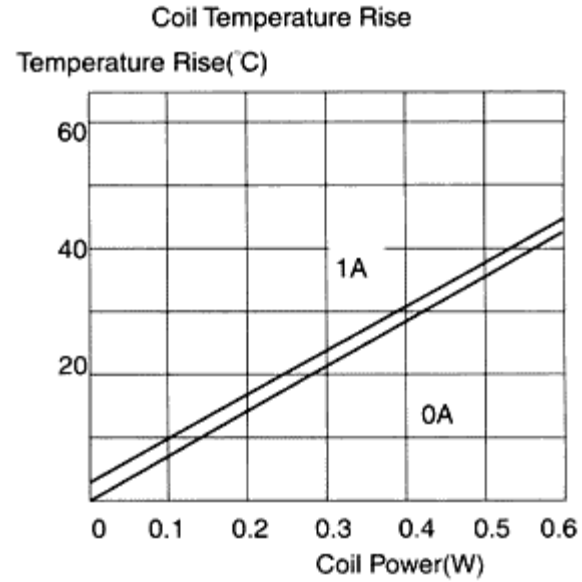
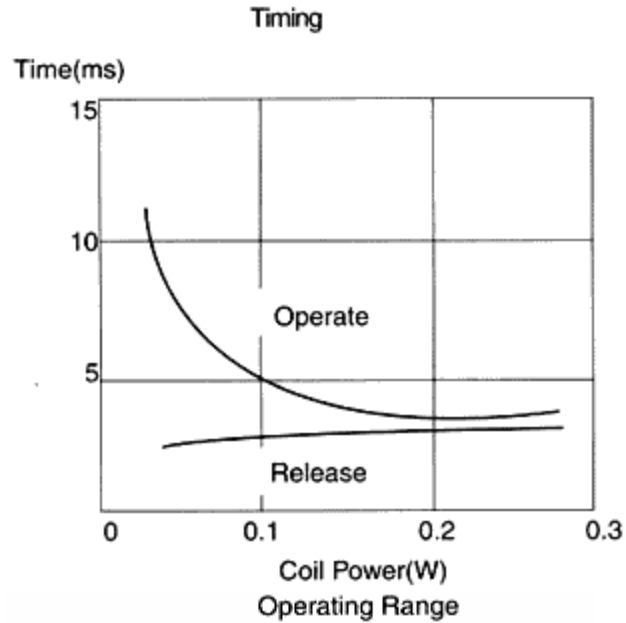
ORDERING	COIL NOMINAL	COIL RESISTANCE	OPERATE VOLTAGE	RELEASE VOLTAGE	COIL NOMINAL
----------	--------------	-----------------	-----------------	-----------------	--------------

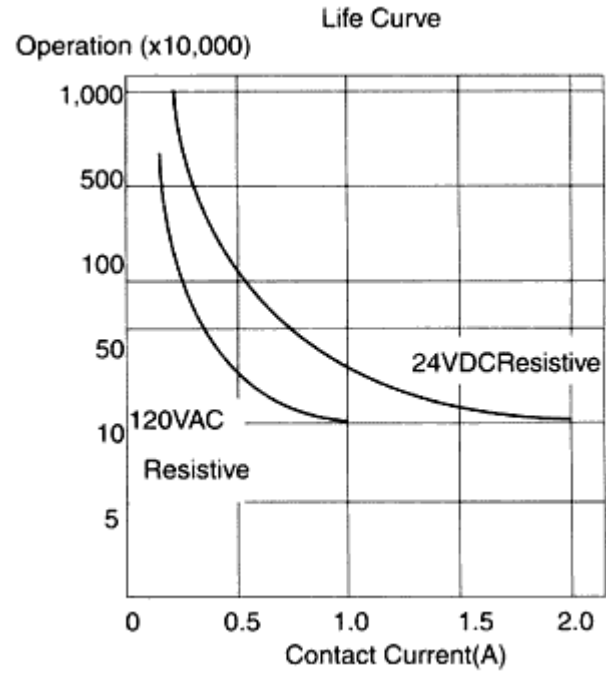
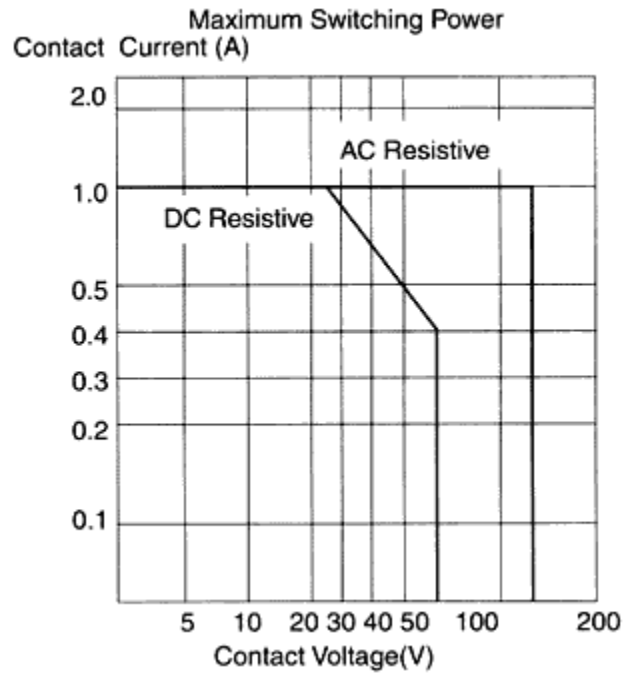
CODE	VDC	I _a +/- 10%	VDC	VDC	mW
HRS2-S DC3V	3	25	2.25	0.30	360
HRS2-S DC5V	5	70	3.75	0.50	
HRS2-S DC6V	6	100	4.50	0.60	
HRS2-S DC9V	9	220	6.75	0.90	
HRS2-S DC12V	12	400	9.00	1.20	
HRS2-S DC24V	24	1600	18.00	2.40	
HRS2H-S DC3V	3	45	2.25	0.30	200
HRS2H-S DC5V	5	120	3.75	0.50	
HRS2H-S DC6V	6	180	4.50	0.60	
HRS2H-S DC9V	9	400	6.75	0.90	
HRS2H-S DC12V	12	700	9.00	1.20	
HRS2H-S DC24V	24	2800	18.00	2.40	

Table 1

7.HRS2(H) CHARACTERISTIC DATA

ii





ii

ii