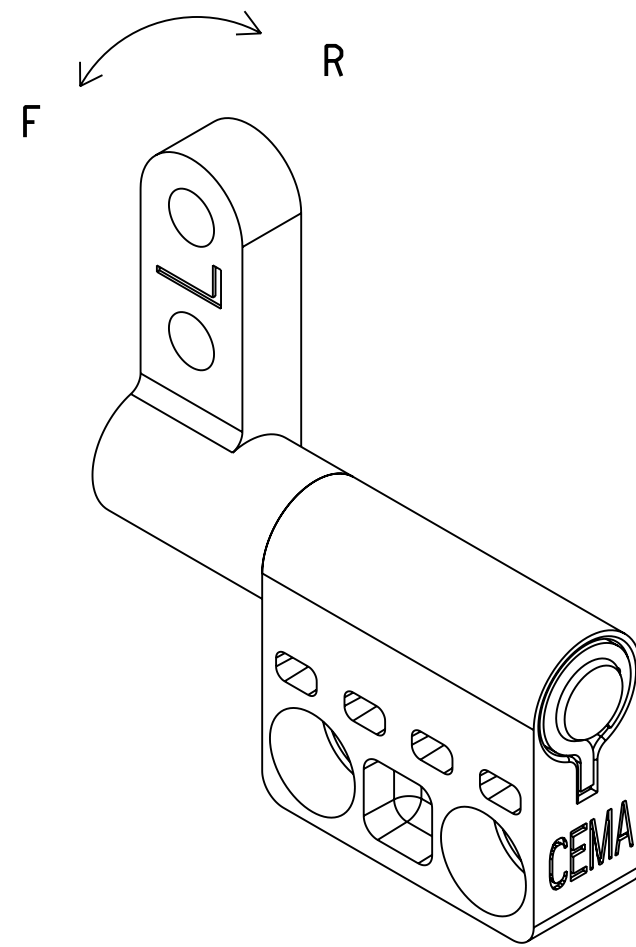
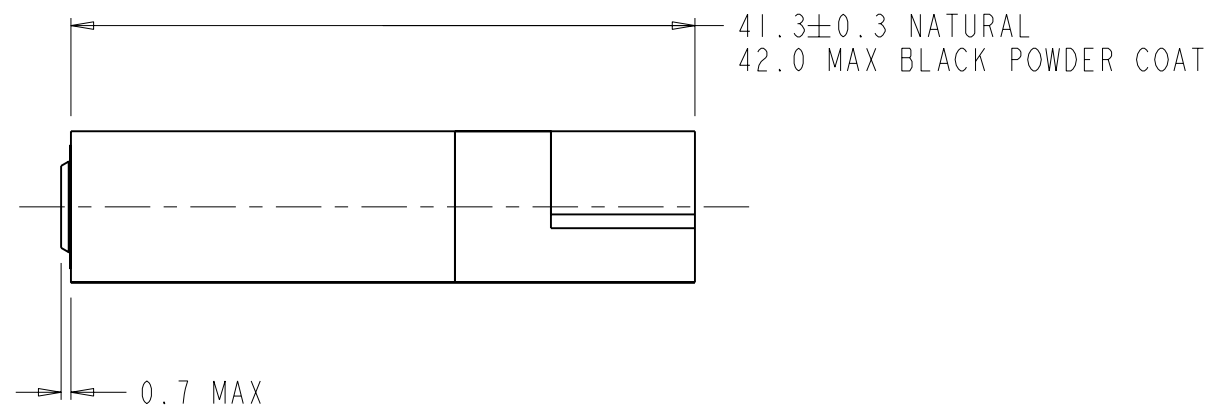


PROPRIETY ITEM - EXCEPT FOR USES EXPRESSLY GRANTED IN WRITING.
 INFORMATION DISCLOSED HEREON IS CONFIDENTIAL AND ALL RIGHTS
 PATENT AND OTHERWISE ARE RESERVED BY SOUTHCO, INC.

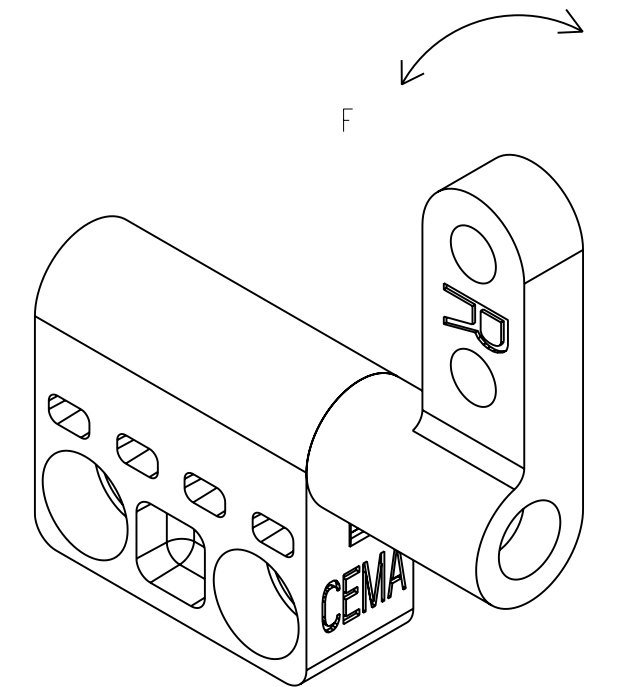
REVISION RECORD			
SYMB	DESCRIPTION	BY	DATE
A	PRN: P2006-0566	JM	13APR06
B	PRN: P2006-0736	AJH/RLR	27MAY2006
C	PRN: P2007-0380	TK/JM	14MAR07
D	PRN: P2007-0664	MJS/KM	22MAY2007
E	PRN: P2007-0756	MJS/KM	07JUN2007
F	PRN: P2007-0719	AJH	24AUG2007

NOTES:

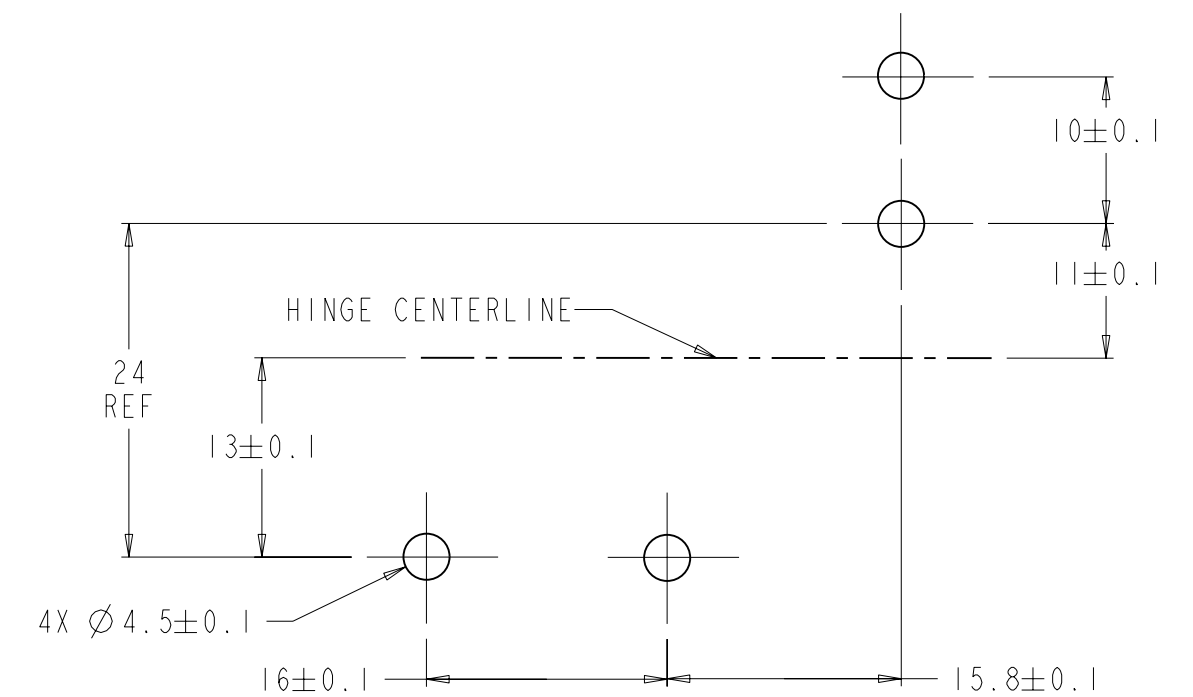
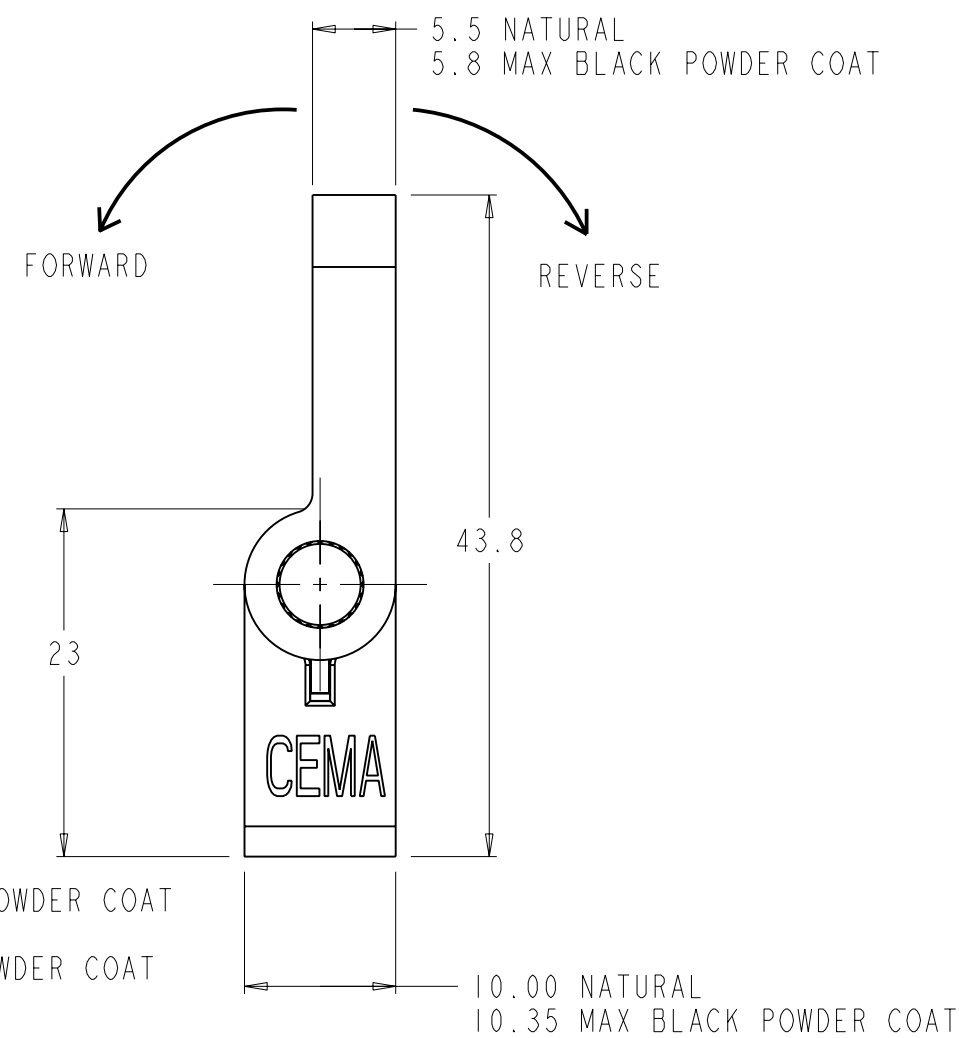
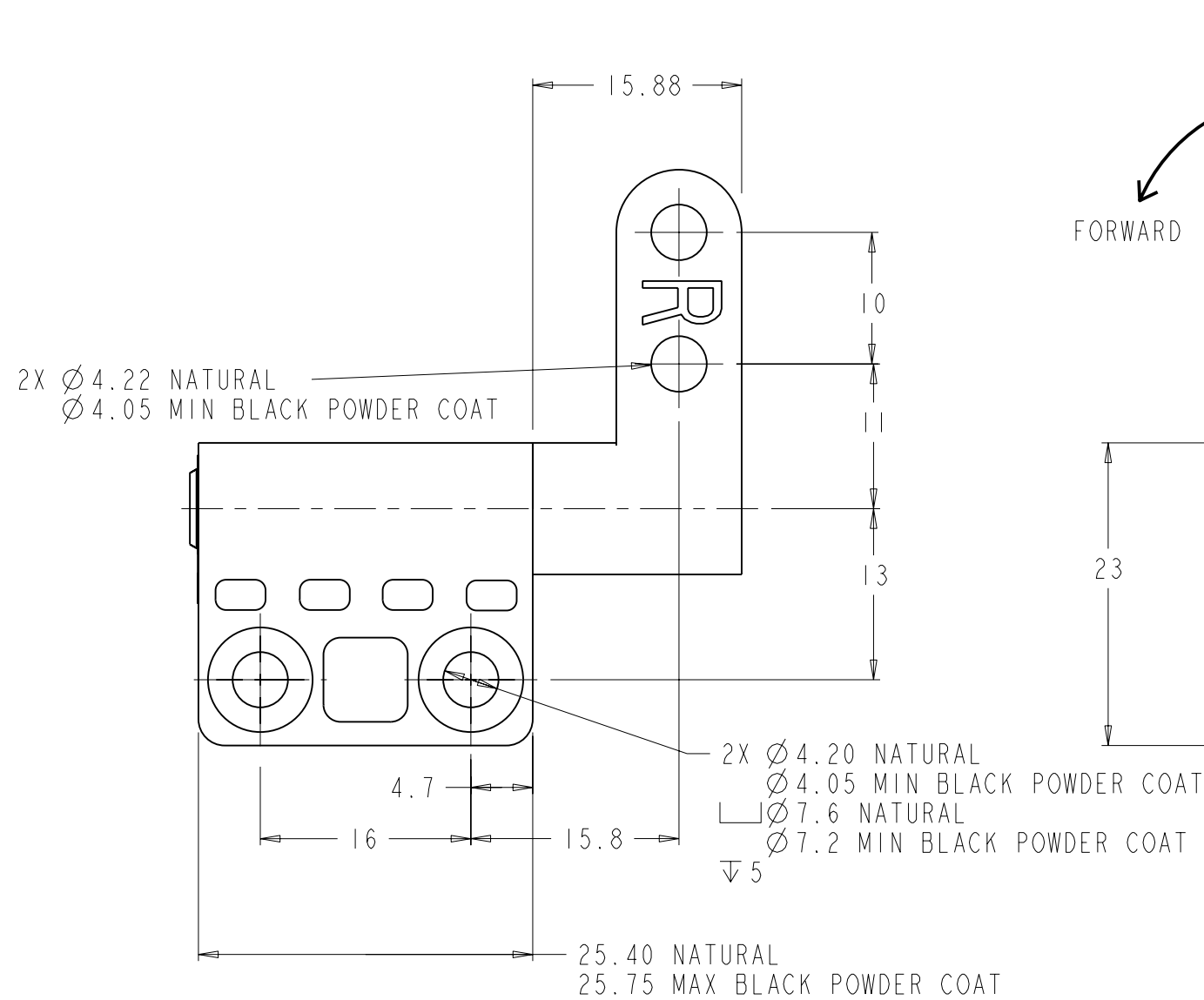
1. MATERIAL & FINISH:
 HOUSING AND ADAPTER - ZINC ALLOY,
 FOR FINISH SEE TABLE.
 SHAFT AND TORQUE ELEMENTS - HARDENED STEEL
2. INSTALL HINGE USING A No. 8 OR M4
 SOCKET HEAD CAP SCREW
3. FOR PROPER FUNCTION, ASSEMBLY MUST INCLUDE
 (1) TYPE "A" & (1) TYPE "B" HINGE
4. DIMENSIONS INDICATE AS-BUILT CONDITION, LEAF TO
 LEAF SPACING WILL SELF ADJUST DURING OPERATION.



TYPE A



TYPE B
(SHOWN DIMENSIONED)



PANEL PREPARATION

PART NUMBER	DESCRIPTION	FINISH
ST-10A-XXXX-33	ASSEMBLY - AS CAST	NATURAL
ST-10A-XXXX-50	ASSEMBLY - COATED	BLACK POWDER COAT

PART NUMBER		STATIC TORQUE	
TYPE A	TYPE B	FORWARD (IN-LBF)	REVERSE (IN-LBF)
ST-10A-160SA-XX	ST-10A-160SB-XX	16	16
ST-10A-160FA-XX	ST-10A-160FB-XX	16	9.6*
ST-10A-200FA-XX	ST-10A-200FB-XX	20	12*
ST-10A-160RA-XX	ST-10A-160RB-XX	9.6*	16
ST-10A-200RA-XX	ST-10A-200RB-XX	12*	20

*TOLERANCE IN LOW TORQUE DIRECTION ±30%

ALL DIMENSIONS
 ARE IN MILLIMETERS
 ALL DIMENSIONS
 WITHOUT
 TOLERANCES
 ARE FOR
 REFERENCE
 ONLY

		TITLE ST-10A HINGE ASSEMBLY	
		DWG No J-ST-10A	REVISION F
DESIGNER AS 21FEB06	DRAFTER JM 21FEB06	SOUTHCO PART NUMBER AS NOTED	
MODEL NAME ST-10A-B	SCALE 2.000	CALC. WEIGHT	FORMAT C
		3.2 ALL SURFACES EXCEPT AS NOTED	