

AEB Series



- Energy Star & CEC 2008 Compliant
- China Compulsory Certification (CCC) Qualified
- Low Profile
- Single Outputs from 12 V to 48 V
- Universal Input
- Optional Floating Output
- High Power Density

Specification

Input

Input Voltage	• 90-264 VAC
Input Frequency	• 47-63 Hz
Input Current	• 1.85 A max
Inrush Current	• 50 A max at 230 VAC
Earth Leakage Current	• <1 mA
Power Factor	• Meets EN61000-3-2, class A

Output

Output Voltage	• See tables
Initial Set Accuracy	• $\pm 2\%$
Minimum Load	• No minimum load requirement
Hold Up Time	• 8 ms min at 115 VAC
Line Regulation	• $\pm 1\%$
Load Regulation	• See tables
Ripple & Noise	• 1% pk-pk max, 20 MHz BW (see note 2)
Overvoltage Protection	• Typical 125% max, auto recovery
Overload Protection	• 120-150% hiccup/trip & restart mode with auto recovery
Short Circuit Protection	• Continuous
Temperature Coefficient	• $\pm 0.04\%/^{\circ}\text{C}$

General

Efficiency	• 85% minimum at 230 VAC & 100% load
Isolation	• 3000 VAC Input to Output, 1500 VAC Input to Ground. Negative output is connected to ground. For optional 500 VAC output to ground isolation add suffix '-F' to model number
Switching Frequency	• 60 kHz ± 10 kHz
MTBF	• 100,000 Hrs to MIL-HDBK-217E

Environmental

Operating Temperature	• 0 $^{\circ}\text{C}$ to +60 $^{\circ}\text{C}$ derate linearly from 100% load at +40 $^{\circ}\text{C}$ to 50% load at +60 $^{\circ}\text{C}$,
Storage Temperature	• -20 $^{\circ}\text{C}$ to +85 $^{\circ}\text{C}$

EMC & Safety

Emissions	• EN55022, Level B conducted & radiated
Harmonic Currents	• EN61000-3-2 Class A
Voltage Flicker	• EN61000-3-3
ESD Immunity	• EN61000-4-2, Level 3 (air) Perf Criteria A
Radiated Immunity	• EN61000-4-3, 3 V/m Perf Criteria A
EFT/Burst	• EN61000-4-4, level 2 Perf Criteria A
Surge	• EN61000-4-5, installation class 3, Perf Criteria B
Conducted Immunity	• EN61000-4-6, Level 2 Perf Criteria A
Magnetic Field	• EN61000-4-8, 3 A/m Perf Criteria A
Dips & Interruptions	• EN61000-4-11, 70% U_T for 500 ms, 40% U_T for 100 ms, <5% U_T for 5000 ms Perf Criteria A, A, B
Safety Approvals	• EN60950-1:2001, UL/cUL60950-1, China Compulsory Certification (CCC) qualified, CE Mark.

Models and Ratings

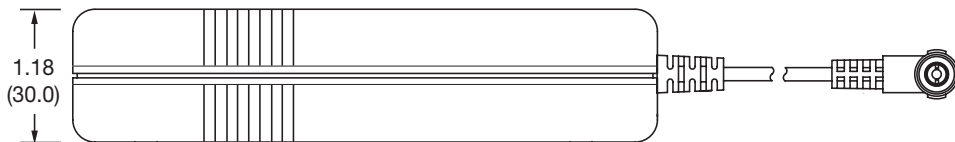
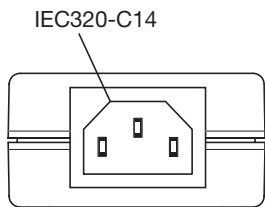
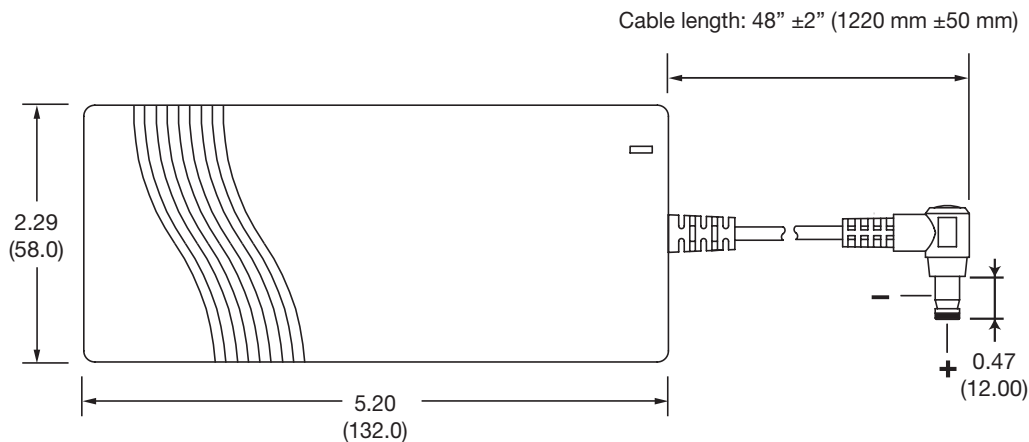
Output Power Maximum	Output Voltage Nominal	Output Current Maximum	Load Regulation ⁽¹⁾	Model Number
66 W	12.0 V	5.50 A	±5%	AEB70US12
69 W	15.0 V	4.60 A	±3%	AEB70US15
70 W	18.0 V	3.90 A	±2%	AEB70US18
72 W	19.0 V	3.70 A	±2%	AEB70US19
72 W	24.0 V	3.00 A	±2%	AEB70US24
72 W	48.0 V	1.50 A	±2%	AEB70US48

Notes

1. Load regulation is measured from 60% to full load and from 60% to 20% load (60% ±40% full load).
2. Measured at the output connector with a 0.1 μF ceramic capacitor and a 10 μF electrolytic capacitor.

Mechanical Details

All dimensions shown in inches (mm).



Power Cord Order Part:
 UK - UK-MAINS-IEC
 European - EU-MAINS-IEC
 US - US-MAINS-IEC

Notes

- Output connector is 5.5mm dia. outer barrel, inner dia. is 2.5mm with a center + and outer shell - polarity.
 Optional output connectors available.
 Weight: 0.76 lbs (345 g) approx.