

E

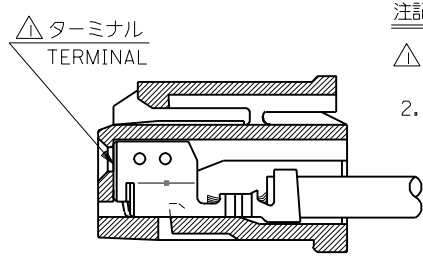
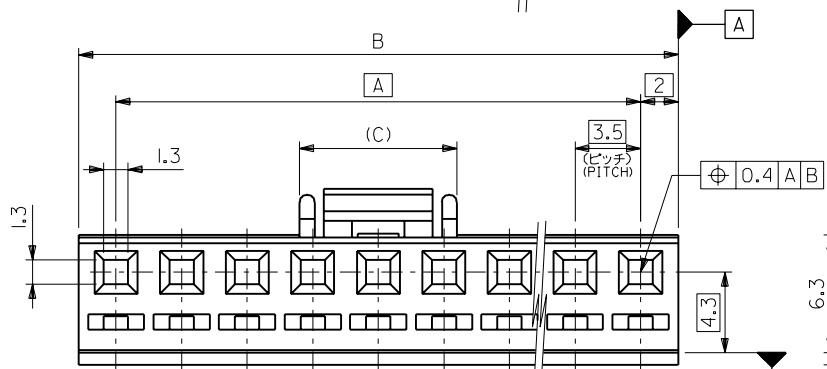
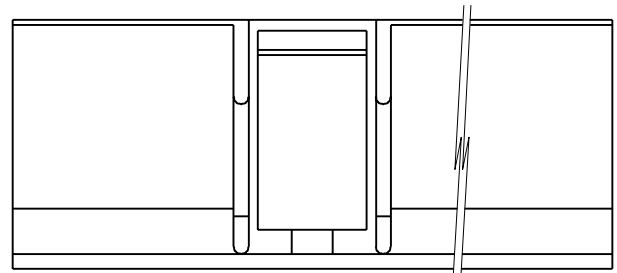
D

C

B

A

MM DIMENSIONS IN METRIC DO NOT SCALE DRAWING



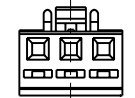
ターミナル装着状態図  
TERMINAL ASSEMBLY DRAWING

注記 NOTES

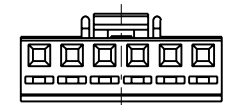
- △ 適合ターミナル: 50217-\*\*\*\*  
APPLICABLE TERMINAL : 50217-\*\*\*\*
- 2. 嵌合相手: 53258,53265,53259,53266 シリーズ  
MATE WITH : 53258,53265,53259,53266 SERIES



2極に適用  
APPLY FOR 2 CKTS.

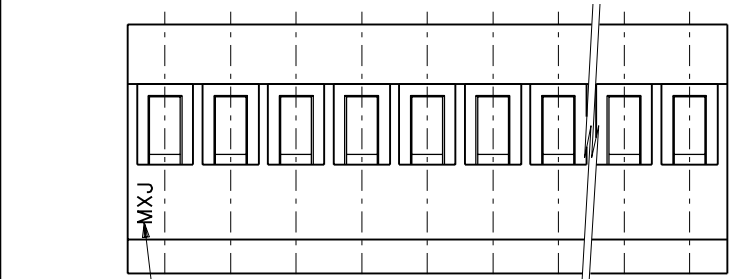


3極に適用  
APPLY FOR 3 CKTS.



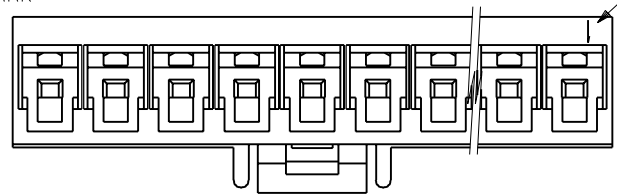
4極以上の偶数極に適用  
APPLY FOR EVEN OF 4 CKTS. OVER

8.4	53.0	49.0	51067-1500	15	
	49.5	45.5	-1400	14	
	46.0	42.0	-1300	13	
	42.5	38.5	-1200	12	
	39.0	35.0	-1100	11	
	35.5	31.5	-1000	10	
	32.0	28.0	-0900	9	
	28.5	24.5	-0800	8	
	25.0	21.0	-0700	7	
	21.5	17.5	-0600	6	
	18.0	14.0	-0500	5	
	8.4	14.5	10.5	-0400	4
	5.8	11.0	7.0	-0300	3
	5.8	7.5	3.5	51067-0200	2
(C)	B	A	ENG. NO.	CKT. 極数	



トレードマーク  
TRADE MARK

回路番号  
CIRCUIT NO.



角度 ANGLE	±3°	C	変更 (J40647)	M.S	'94/8/18
30以上 OVER	+0.3	B	変更 (J30484)	M.F.H.H	'93/5/18
10以上 30未満 UNDER	+0.25	A	変更 (J00226)	M.F.H.H	'90-2-28
10未満 UNDER	+0.2	O	新規作成 PROPOSED (J91079)	M.F.H.H	'89-12-19
一般公差 GENERAL TOLERANCES		記号 LTR	変更内容 REVISION RECORD	DR. CHK.	日付 DATE

材料 MATERIAL	PBT,UL94V-0
仕上げ FINISH	—#
適用電線範囲 WIRE RANGE	—#
被覆外径 INS. RANGE	—#
DRAWN BY '89-12-19	CHK'D BY '94/8/18
K.KASAKAWA	H.HIRAMOTO
APP'D BY '94/8/18	尺度 SCALE
M.FUKUSHIMA	—#

MOLEX-JAPAN CO.,LTD. 日本モレックス株式会社	
REVISE ONLY ON CAD SYSTEM	
TITLE 名称	
3.5 WIRE TO BOARD CONN. RECEPTACLE HOUSING	
DWG. NO.	REV
SD-51067-**-00	C