




Half-Pitch DIP Switch (SMD Type) – A6H

Ultra-low Profile, Half-pitch, Surface-mounting DIP Switch

- ROHS compliant.
- Very low profile of 1.55 mm.
- Mounting space reduced by 63% (compared with conventional models).
- Washable, seal tape models available.
- Embossed taping models available.



Ordering Information

Type (Actuator colour)		Flat type (white)					
		Standard models			Models with seal tape		
							
No. of poles	Quantity per stick	Stick models	Embossed taping models		Stick models	Embossed taping models	
			Standard quantity (4000pcs/reel)	Small quantity (500pcs/reel)		Standard quantity (4000pcs/reel)	Small quantity (500pcs/reel)
2	125	A6H-2101	A6H-2101-P	A6H-2101-PM	A6H-2102	A6H-2102-P	A6H-2102-PM
4	75	A6H-4101	A6H-4101-P	A6H-4101-PM	A6H-4102	A6H-4102-P	A6H-4102-PM
6	54	A6H-6101	A6H-6101-P	A6H-6101-PM	A6H-6102	A6H-6102-P	A6H-6102-PM
8	40	A6H-8101	A6H-8101-P	A6H-8101-PM	A6H-8102	A6H-8102-P	A6H-8102-PM
10	33	A6H-0101	A6H-0101-P	A6H-0101-PM	A6H-0102	A6H-0102-P	A6H-0102-PM

Note: Order must be made in multiples of pack quantity. Switches are not sold individually.

Specifications

■ Rating/Characteristics

Switching capacity	25 mA at 24 VDC 10 μ A (minimum current) at 3.5 VDC
Ambient temperature	Operating: 20 to 70°C at 60% maximum (with no icing or condensation) Storage: -40 to 85°C (with no icing or condensation)
Ambient humidity	Operating: 35% to 90% for +5°C to 35°C
Insulation resistance	100 M Ω min. (at 250 VDC)
Contact resistance	200 m Ω max. (initial value)
Dielectric strength	300 VAC for 1 min between terminals of the same polarity, and between terminals of different polarity
Vibration resistance	Malfunction: 10 to 55 Hz, 1.5-mm double amplitude
Shock resistance	Malfunction: 300 m/s ² min.
Life expectancy	Mechanical: 1,000 operations min. Electrical: 1,000 operations min.
Operating force	0.29 to 4.9 N
Weight	0.06g (2 poles) 0.09 g (4 poles) 0.12 g (6 poles) 0.15 g (8 poles) 0.18 g (10 poles)

Half-Pitch DIP Switch (SMD Type) – A6H

Dimensions

Note 1: All units are in millimetres unless otherwise indicated.

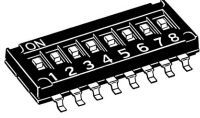
2: Unless otherwise specified, a tolerance of ± 0.4 mm applies to all dimensions.

Standard

A6H-□101

A6H-□101-P

A6H-□101-PM

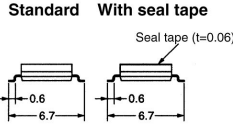
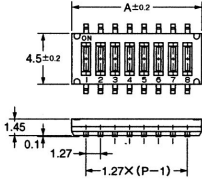
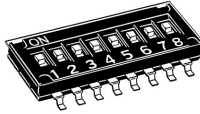


With Seal Tape

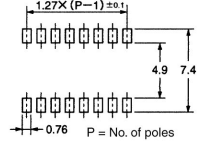
A6H-□102

A6H-□102-P

A6H-□102-PM



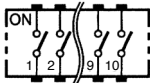
Dimensions of PCB pad (Top View)



No. of poles	Model		Dimension A
2	A6H-2101	A6H-2102	3.77
4	A6H-4101	A6H-4102	6.31
6	A6H-6101	A6H-6102	8.85
8	A6H-8101	A6H-8102	11.39
10	A6H-0101	A6H-0102	13.93

Installation

Internal Connections (Top View)



ALL DIMENSIONS SHOWN ARE IN MILLIMETRES.

To convert millimetres into inches, multiply by 0.03937. To convert grams into ounces, multiply by 0.03527.