










PRODUCT DATASHEET

3.3VA PCB MOUNTED ENCAPSULATED TRANSFORMER



-  Independantly Approved to
EN60950 EN60742 EN61558
UL506 cUL506 & CSA 22.2
-  CE Marked
-  Single 230V or Dual 115V primaries
-  Comprehensive choice of secondary voltages
-  UL94-V0 Vacuum Encapsulated Construction
-  Suitable for flow soldering

Weight	0.14	Kg	Approvals   
Typical Regulation	30	%	
Frequency	50/60	Hz	
Max Ambient	40	°C	
Bobbin Material	UL94-V0 Class "B" 130		

Please see sheet 2 for part numbers.



DAGNALL ELECTRONICS LIMITED

Shuttleworth Road, Elms Industrial Estate, Bedford. MK41 0EP UK
TEL +44(0)1234 330077 FAX +44(0)1234 330088
E-mail sales@dagnall-electronics.com

Iss 1 25/10/02
2 of 4

Part numbers

Part No	Primary	Secondary	Reccomended Secondary Fuse
D2023	230	6+6	0.250AT
D2024	230	8+8	0.200AT
D2025	230	9+9	0.160AT
D2026	230	12+12	0.125AT
D2027	230	15+15	0.100AT
D2028	230	24+24	0.063AT
D2029	115 + 115	6+6	0.250AT
D2030	115 + 115	9+9	0.160AT
D2031	115 + 115	12+12	0.125AT

Please see sheet 3 for dimensions, pin outs and connection information.

DAGNALL ELECTRONICS LIMITED

Shuttleworth Road, Elms Industrial Estate, Bedford. MK41 0EP UK

TEL +44(0)1234 330077 FAX +44(0)1234 330088

E-mail sales@dagnall-electronics.com

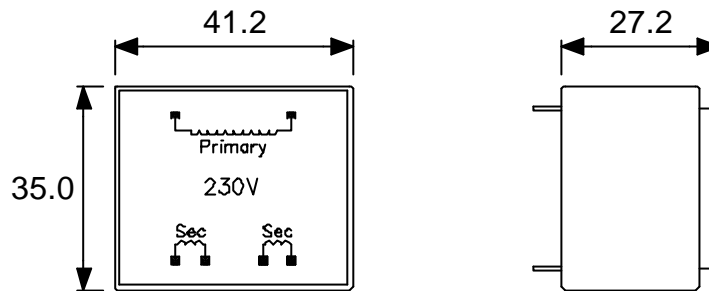
Issue 1. 25/10/02

3 of 4

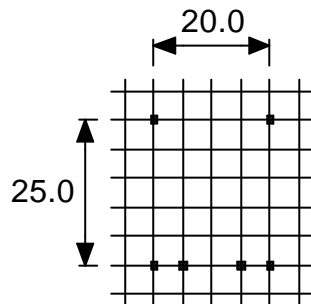
PRODUCT DATASHEET

3.3VA PCB MOUNTED ENCAPSULATED TRANSFORMER

Outline Drawing 230V version



Pin Grid



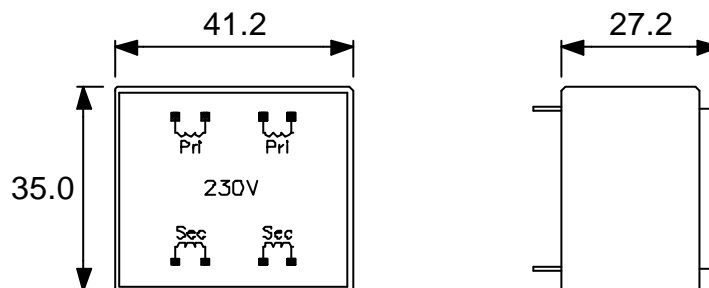
PCB Pins 0.635mm Sq

Pin length 5.0mm

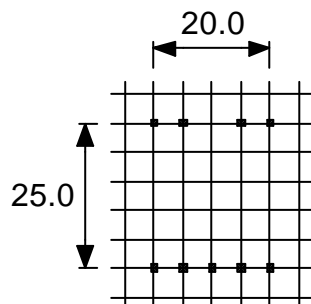
Hole size 1.0mm

5mm pin grid

Outline Drawing 115V version



Pin Grid



PCB Pins 0.635mm Sq

Pin length 5.0mm

Hole size 1.0mm

5mm pin grid

Note additional secondary pin, for identification.

DAGNALL ELECTRONICS LIMITED

Shuttleworth Road, Elms Industrial Estate, Bedford. MK41 0EP UK

TEL +44(0)1234 330077 FAX +44(0)1234 330088

E-mail sales@dagnall-electronics.com

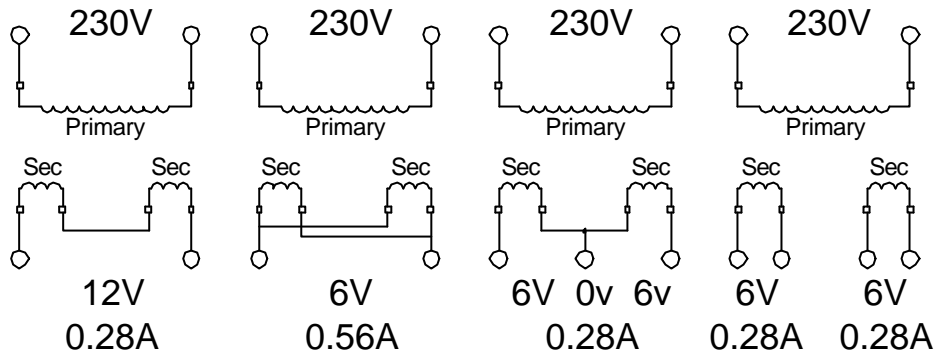
Issue 1. 25/10/02

4 of 4

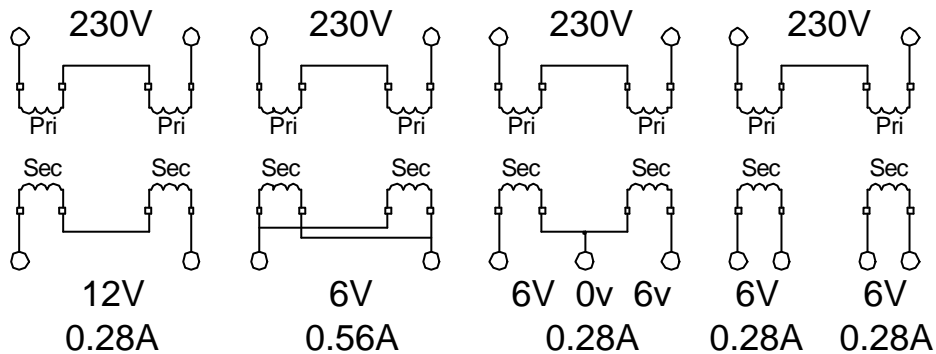
PRODUCT DATASHEET

3.3VA PCB MOUNTED ENCAPSULATED TRANSFORMER

Connection Diagrams for D2023



Connection Diagrams for D2029 -230V supply



Connection Diagrams for D2029 - 115V supply

