

## Cap Reference:

Product Series	Cap Options
TL1105SP TL1105JA	1C, 1D, 1S, 1R, WT**
TL59SP TL3301SP	1C, 1D, 1S, 1R, WT**
TL1100	.08, .09, .094, 4J, 5J, 6J
TL1240	1J, 2J, 3J
TL2201 (Z ACTUATOR) TL4201 (Z ACTUATOR)	1C, 1D, 1S, 1R
TL2201 (Y ACTUATOR) TL4201 (Y ACTUATOR)	.08, .09, .094, 4J, 5J, 6J
TL6100	TL6100.01, .02, & .03
PBH	1C, 1D, 1S, 1R
LC1257	1C, 1D, 1S, 1R
LC1258	1C, 1D, 1S, 1R
LC2251	1C, 1D, 1S, 1R
LC2255	TAC, TAD, TAG, TAM, TA2800, TA12, .08, .09, .094, 4J, 5J, 6J
LC2256	TAC, TAD, TAG, TAM, TA2800, TA12, .08, .09, .094, 4J, 5J, 6J
LC2258	1C, 1D, 1S, 1R, WT**
LC2259	1C, 1D, 1S, 1R, WT**
P197 P227	TAM, TA2800, TA12, .08, .09, .094, 4J, 5J, 6J
320.02	.08, .09, .094, 4J, 5J, 6J
320.03	.08, .09, .094, 4J, 5J, 6J
700	700C1, 700C2, 700C3, 700C4
800	800C1, 800C2
800A	800AC1, 800AC2
800B	800AC1, 800AC2
JN	TAM, .08, .09, .094, 4J, 5J, 6J

\*\* Contact E-Switch for details.

TACT  
SWITCHES

NAVIGATION  
SWITCHES

PUSHBUTTON  
SWITCHES

TOGGLE  
SWITCHES

ROCKER  
SWITCHES

SLIDE  
SWITCHES

SNAP-ACTION  
SWITCHES

DIP  
SWITCHES

KEYLOCK  
SWITCHES

ROTARY  
SWITCHES

DETECTOR  
SWITCHES

CAP  
OPTIONS

# CAPS

## PUSHBUTTON CAPS

TACT SWITCHES

NAVIGATION SWITCHES

PUSHBUTTON SWITCHES

TOGGLE SWITCHES

ROCKER SWITCHES

SLIDE SWITCHES

SNAP-ACTION SWITCHES

DIP SWITCHES

KEYLOCK SWITCHES

ROTARY SWITCHES

DETECTOR SWITCHES

CAP OPTIONS

CAP	COLORS	AVAILABILITY		
<b>.08</b> 	Black (BLK), Grey (GRY), White (WHT), Blue (BLU), Red (RED), Yellow (YEL), Green (GRN)	320.03 TL2201Y P227	320.02 TL1100C P297	TL4201Y TL1100 P197
<b>.09</b> 	Black (BLK), Grey (GRY), White (WHT), Blue (BLU), Red (RED), Yellow (YEL), Green (GRN)	320.03 TL2201Y P227	320.02 TL1100C P297	TL4201Y TL1100 P197
<b>.094</b> 	Black (BLK), Grey (GRY)	320.03 TL2201Y P227	320.02 TL1100C P297	TL4201Y TL1100 P197
<b>1C</b> 	Black (BLK), Light Grey (LGR), Dark Grey (DGR), White (WHT), Blue (BLU), Red (RED)	PBH TL 4201Z TL1105JA	TL 2230 TL2201Z TL1105SP	TL 2285 TL3301SP
<b>1D</b> 	Black (BLK), Light Grey (LGR), Dark Grey (DGR), White (WHT), Blue (BLU), Red (RED)	PBH TL 4201Z TL1105JA	TL 2230 TL2201Z TL1105SP	TL 2285 TL3301SP
<b>1J</b> 	Black (BLK), White (WHT), Clear (CLR)	TL1240		
<b>1R</b> 	Black (BLK), White (WHT), Red (RED)	PBH TL3301SP	TL4201Z TL1105JA	TL2201Z TL1105SP
<b>1S</b> 	Black (BLK), White (WHT), Red (RED)	PBH TL3301SP	TL4201Z TL1105JA	TL2201Z TL1105SP
<b>2J</b> 	Black (BLK), Red (RED)	TL1240		

CAP	COLORS	AVAILABILITY		
<b>4J</b> 	Black (BLK), Grey (GRY), White (WHT), Red (RED)	320.02 TL1100C	TL4201Y TL1100	TL2201Y TL2202Y
<b>5J</b> 	Black (BLK), Grey (GRY), White (WHT), Blue (BLU), Red (RED)	320.02 TL1100C	TL4201Y TL1100	TL2201Y TL2202Y
<b>6J</b> 	Black (BLK), Grey (GRY), White (WHT), Red (RED)	320.02 TL1100C	TL4201Y TL1100	TL2201Y TL2202Y
<b>700C1</b> 	(7.7ø) Black (BLK), Grey (GRY), White (WHT), Green (GRN), Red (RED)	700		
<b>700C2</b> 	(9.5ø) Black (BLK), Grey (GRY), White (WHT), Red (RED), Green (GRN)	700		
<b>700C3</b> 	[11.7 sq.] Black (BLK), Grey (GRY), White (WHT), Red (RED), Green (GRN)	700		
<b>800C1</b> 	Black (BLK), White (WHT), Red (RED), Green (GRN)	800 (except B8 or B9 bushing)	800A	
<b>800C2</b> 	Black (BLK), White (WHT), Red (RED), Green (GRN)	800 (except B8 or B9 bushing)	800A	

TACT  
SWITCHESNAVIGATION  
SWITCHESPUSHBUTTON  
SWITCHESTOGGLE  
SWITCHESROCKER  
SWITCHESSLIDE  
SWITCHESSNAP-ACTION  
SWITCHESDIP  
SWITCHESKEYLOCK  
SWITCHESROTARY  
SWITCHESDETECTOR  
SWITCHESCAP  
OPTIONS

# CAPS

## PUSHBUTTON CAPS

TACT SWITCHES

NAVIGATION SWITCHES

PUSHBUTTON SWITCHES

TOGGLE SWITCHES

ROCKER SWITCHES

SLIDE SWITCHES

SNAP-ACTION SWITCHES

DIP SWITCHES

KEYLOCK SWITCHES

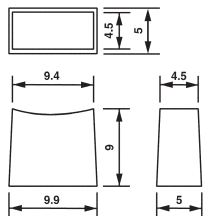
ROTARY SWITCHES

DETECTOR SWITCHES

CAP OPTIONS

CAP	COLORS	AVAILABILITY		
<b>TA12</b> 	Black (BLK), Grey (GRY), White (WHT), Blue (BLU), Red (RED)	P227	P297	P197
<b>TA2800</b> 	Black (BLK), Red (RED)	P227	P297	P197
<b>TAC</b> 	Black (BLK), Grey (GRY), White (WHT), Red (RED)	TL1100 P197	P227	P297
<b>TAD</b> 	Black (BLK), Grey (GRY), White (WHT), Red (RED)	TL1100 P197	P227	P297
<b>TAG</b> 	Black (BLK), Grey (GRY), White (WHT), Red (RED)	P227	P297	P197
<b>TAM</b> 	Black (BLK), Grey (GRY), White (WHT)	TL1100C P197	P227	P297

### 1C/1CF BUTTON



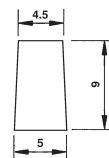
#### Colors Available:



1C Cap fits  
TL2201 / 4201  
'X' Actuator only.

1C Cap fits TL2201 / 4201 'Z' Actuator;  
also fits TL2230, TL2285, TL1105SP, TL3301SP,  
TL1105JA  
1C Cap vertical only

### 1D/1DF BUTTON



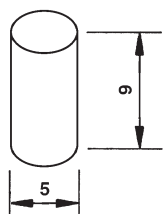
#### Colors Available:



1DF Cap fits  
TL2201 / 4201  
'X' Actuator only.

1D Cap fits TL2201 / 4201 'Z' Actuator;  
also fits TL2230, TL2285, TL1105SP, TL3301SP,  
TL1105JA

### 1R BUTTON

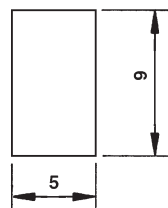


#### Colors Available:



1R Cap fits TL2201 / 4201 'Z' Actuator;  
1R Cap also fits TL1105SP, TL3301SP, TL1105JA

### 1S BUTTON



#### Colors Available:



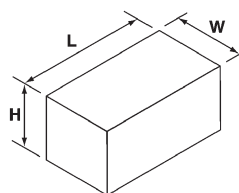
1S Cap fits TL2201 / 4201 'Z' Actuator;  
1S Cap also fits TL1105SP, TL3301SP, TL1105JA

<b>TAC</b> 	Length: 9.6mm Width: 5.2mm Height: 11.2mm Colors: Black, White, Grey, Red	<b>TAD</b> 	Length: 12.1mm Width: 7.0mm Height: 10.5mm Colors: Black, White, Grey, Red
<b>TAM</b> 	Diameter: 7.2mm Height: 12.5mm Colors: Black, White, Grey	<b>TAG</b> 	Diameter: 8.8mm Height: 10.5mm Colors: Black, White, Grey, Red
<b>TA 12</b> 	Length: 12.3mm Width: 5.60mm Height: 11.05mm Colors: Black, White, Grey, Red, Blue	<b>TA2800</b> 	Length: 10.67mm Width: 10.67mm Height: 20.43mm Colors: Black, Red

#### COLOR & MOUNTING OPTIONS

Standard colors shown . . . other colors to match or contrast with your equipment available on special order.

Rectangular buttons can be mounted vertically or horizontally.



DIMENSION KEY

TACT  
SWITCHES

NAVIGATION  
SWITCHES

PUSHBUTTON  
SWITCHES

TOGGLE  
SWITCHES

ROCKER  
SWITCHES

SLIDE  
SWITCHES

SNAP-ACTION  
SWITCHES

DIP  
SWITCHES

KEYLOCK  
SWITCHES

ROTARY  
SWITCHES

DETECTOR  
SWITCHES

CAP  
OPTIONS