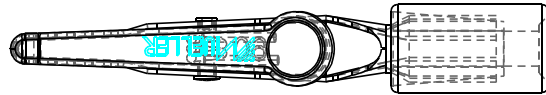


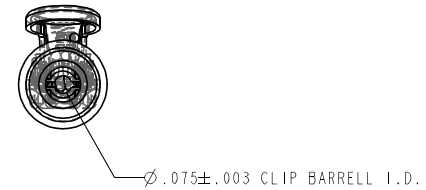
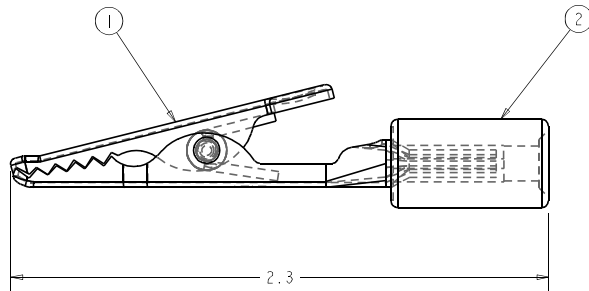
ASSEMBLY: BU-60HPR-X			
DESCRIPTION: ALLIGATOR CLIP WITH INSULATOR			
ID	PART NO	QTY	DESCRIPTION
1	BU-60PR2	1	CLIP, STEEL, 10A, BULK
2	BU-60-HPR2-X-X	1	INSULATOR, ACETATE, *

REV	ECN	DATE	DESCRIPTION
A		2/25/03	PRINT RELEASED
B		3/18/03	ADDED ALL NOTES




NOTES:
1. DIMENSIONAL FORMAT: INCHES

TEST/INSPECT:
1. DIMENSIONS AS SPECIFIED
2. PULL STRENGTH MUST MEET 8 LBS OR GREATER
3. CHECK VISUALLY FOR CRACKS, TEARS, SPLITS, BUMPS, AND STRESS MARKS AFTER ASSEMBLY



THIS DRAWING AND THE INFORMATION THERE IN IS THE PROPERTY OF THE MUELLER ELECTRIC COMPANY AND MAY BE USED SOLELY FOR THE PROPOSE FOR WHICH IT IS SUBMITTED. IT IS TO BE TREATED IN CONFIDENCE. IT MAY NOT BE CIRCULATED, REPRODUCED OR DIVULGE TO OTHER PARTIES WITHOUT WRITTEN CONSENT OF MUELLER ELECTRIC INC. IT MUST BE RETURNED UPON REQUEST.

VENDOR BLOCK		 MUELLER ELECTRIC CO. 1583 E. 31st ST. CLEVELAND, OH 44114	
<small>THE VENDOR LISTED BELOW AGREES TO PROVIDE MUELLER ELECTRIC INC. WITH THE AGREED PRODUCT TO THE SPECIFICATIONS OF THIS PRINT. NO CHANGES WILL BE MADE WITHOUT THE APPROVAL OF MUELLER ELECTRIC INC.</small>		<small>SCALE:</small> 2.000 <small>SIZE:</small> B <small>APPROVED BY:</small>	<small>DESIGN BY:</small> TJS <small>DRAWN BY:</small> BD <small>FILE:</small> BU-60HPR-X
<small>COMPANY:</small> <small>REP:</small> <small>TITLE:</small> <small>DATE:</small>		<small>REV DATE:</small> 2/25/03 <small>REV DATE:</small> 2/25/03 <small>PART NUMBER:</small> BU-60HPR-X <small>DESCRIPTION:</small> ALLIGATOR CLIP WITH INSULATOR	<small>TOLERANCE:</small> X.X = ±0.1 X.XX = ±0.01 X.XXX = ±0.005 X" = ±0.5" <small>DRAWING NUMBER:</small> BU-60HPR-X <small>REV:</small> B <small>SHEET NO.:</small> 1 <small>OF 1</small>