


compact 3-pole contactor from IMO



45mm

45mm

45mm

45mm

K1-12D10..	6mm ² cable terminal	K3-101A10..	K3-14A10..	K3-18A10..
1NO		1NO	1NO	1NO
K1-12D01..		K310A01..	K3-14A01..	K3-18A01..
1 NC		1NC	1NC	1NC
K1-12D10=		K3-10A10=	K3-14A10=	K3-18A10=
1NO		1NO	1NO	1NO
K1-12D01=		K310A10=	K3-14A01=	K3-18A01=
1NC		1 NO	1NC	1NC
20		25	25	32
12		10	14	18
4		3	4	5
5.5		4	5.5	7.5
5.5		5.5	7.5	10
5.5		5.5	7.5	10
0.75-2.5		1.5-6	1.5-6	1.5-6
0.75-2.5		1.5-4	1.5-4	1.5-4
2		2	2	2
10		16	16	16
3	12	12	12	
2	4	4	4	
25	33-45	33-45	33-45	
4-5	7-10	7-10	7-10	
HKM11 / HKM22	HN10 / HNO1 - HA10 / HA01			
-	-	-	-	
U12/16E	U12/16E	U12/16E	U12/16E	

IMO



45mm

45mm

45mm

45mm

	25mm ² cable terminal	K3-24A00	K3-32A00..	K3-40A00..	
K3-22A10..					
1NO		-	-	-	
K3-22A01..					
1NC		-	-	-	
K3-22A10..=			K3-24A00	K3-32A00..=	K3-40A00..=
1NO		-	-	-	
K3-22A01..=					
1NC		-	-	-	
32		50	65	75	
22		24	32	40	
6		6	8.5	11	
11		11	15	18.5	
15		15	18.5	18.5	
10		15	18.5	18.5	
1.5-6		2.5-25	2.5-25	2.5-25	
1.5-4		2.5-16	2.5-16	2.5-16	
2		1+1	1+1	1+1	
16		-	-	-	
12	-	-	-		
4	-	-	-		
33-45	9-115	90-115	90-115		
7-10	9-13	9-13	9-13		
	HN10 / HN01 - HA10 / HA01				
-	KH11	KH11	KH11		
U12/16E	U12/16E / U32	U12/16E / U32	U12/16E / U32		



50mm² cable terminal

K3-50A00..	K3-62A00..	K3-74A00..
-	-	-
-	-	-
-	-	-
K3-50A00..=	K3-62A00..=	K3-74A00..=
-	-	-
-	-	-
-	-	-
115	130	140
50	62	74
12.5	18.5	22
22	30	37
30	37	45
30	37	45
4-50	4-50	4-50
6-35	6-35	6-35
1+1	1+1	1+1
-	-	-
-	-	-
-	-	-
140-165	140-165	140-165
13-18	13-18	13-18
HN10 / HN01 - HA10 / HA01		
KH11	KH11	KH11
U60	U60	U60

Accessories

Auxiliary contact blocks

for use with	K1-07D	K1-09D and K1-12D	K3-10 to K3-74	K3-10 to K3-74
Front mounting	HK11 / HK22 Ue 690V I _{th} 10A	HKM11 / HKM22 Ue 690V I _{th} 10A	HN10 / HNO1 Ue 690V I _{th} 10A	HA10 / HA01 Ue 690V I _{th} 25A
Contacts	1NO/1NC / 2NO/2NC AC15: 230V 3A 400V 2A	1NO/1NC / 2NO/2NC AC15: 230V 3A 400V 2A	1NO / 1NC AC15: 230V 3A 400V 2A	1NO / 1NC AC15: 230V 6A 400V 4A
Number of contacts	1	1	max. 4(3) aux. HN.. or HA..	max. 4(3) aux. HN.. or HA..
Side mounting				KH11 (for K3-24 to K3-74) Ue 690V I _{th} 10A
Contacts				1NO and 1NC AC15: 230V 2.5A 400V 1.5A
Number of contacts				1 block right or left

Electronic timer for use with K3-10 to K3-74

Delay timer with LED indicator
 Repeat accuracy 1%-recovery time 50mS
 Rating AC15 0.75A @ 60V-0.1A @ 250V
 Max.inrush 25A-min.switching 5mA
 Delay -on supply 24-60V AC or DC - 100-250V AC or DC
 Delay-off supply 24-60V AC, 100-120V AC or 20-250V AC

	1-30 secs	10-180 secs	30-600 secs
Delay-on: type	K2-TE30	K2-TE180	K2-TE600
Delay-off: type	K2-TA30	K2-TA180	K2-TA600

Coil suppressor for use with

	K3-10 to K3-22	K3-24 to K3-74
12-24V AC/DC	K2-E44	VG-K2/24
24-48V AC/DC	K2-E48	VG-K2/48
110-230V AC/DC	K2-E220	VG-K2/250
250-415V AC/DC	K2-E380	VG-K2/415

Indicators for use with K3-10 to K3-74

Current indicator	Voltage indicator
24-660V AC or DC (voltage drop 2V)	220-415V AC or DC 24-120V AC or DC
Green (LED) K2-ING	White (Lamp) K2-UN
Red (LED) K2-INR	Red (LED) K2-UNR

Interface relay for use with K3-10 to K3-74

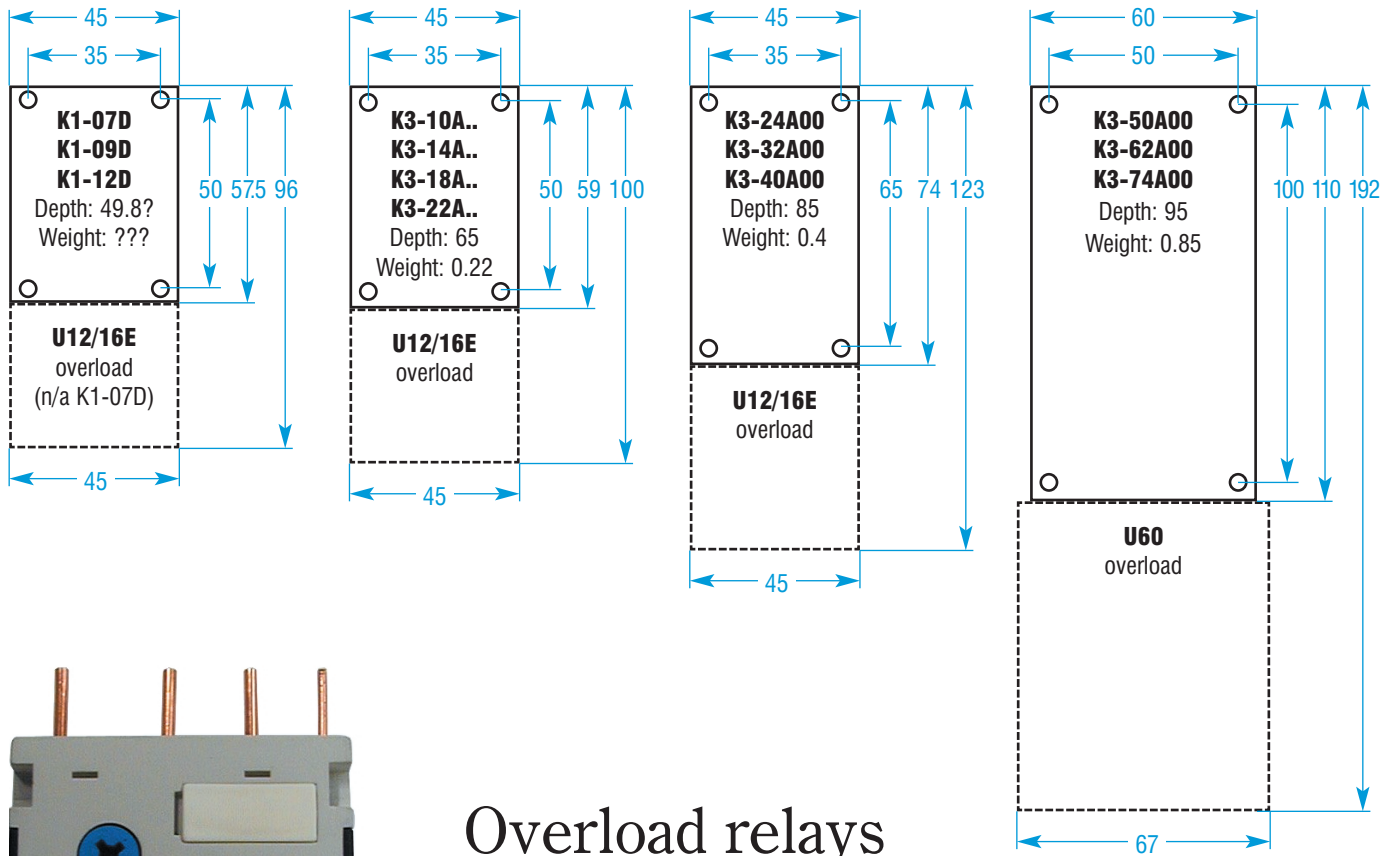
Relay to interface with electronic circuits
 1 make contact rated 0.75A max 250V AC 30V DC

K2-IM 24V

Mechanical interlock for use with

	K3-10 to K3-40	K3-24 to K3-74
	LG 8851	LG9345

3-pole contactors dimensions (mm) and weights (kg)




U12/16E for use with K1-09D to K3-40A

Setting range

DOL	Star Delta
0.12-0.18	-
0.18-0.27	-
0.27-0.4	-
0.4-0.6	-
0.6-0.9	-
0.8-1.2	-
1.2-1.8	-
1.8-2.7	3.1-4.7
2.7-4	4.7-7
4-6	7-10.5
6-9	10.5-15.5
8-11	14-19
10-14	18-24
13-18	23-31
17-23	30-40
22-30	38-52

Overload relays



U32 for use with K3-24A to K3-40A

Setting range

DOL	Star Delta
10-14	18-24
14-20	24-35
20-28	35-48
28-42	48-73

U60 for use with K3-50A to K3-74A

Setting range

DOL	Star Delta
20-28	35-48
28-42	48-73
40-52	70-90
52-65	90-112