FO-52860-A

AML BUTTONS & LENS

AML 51

STANDARD

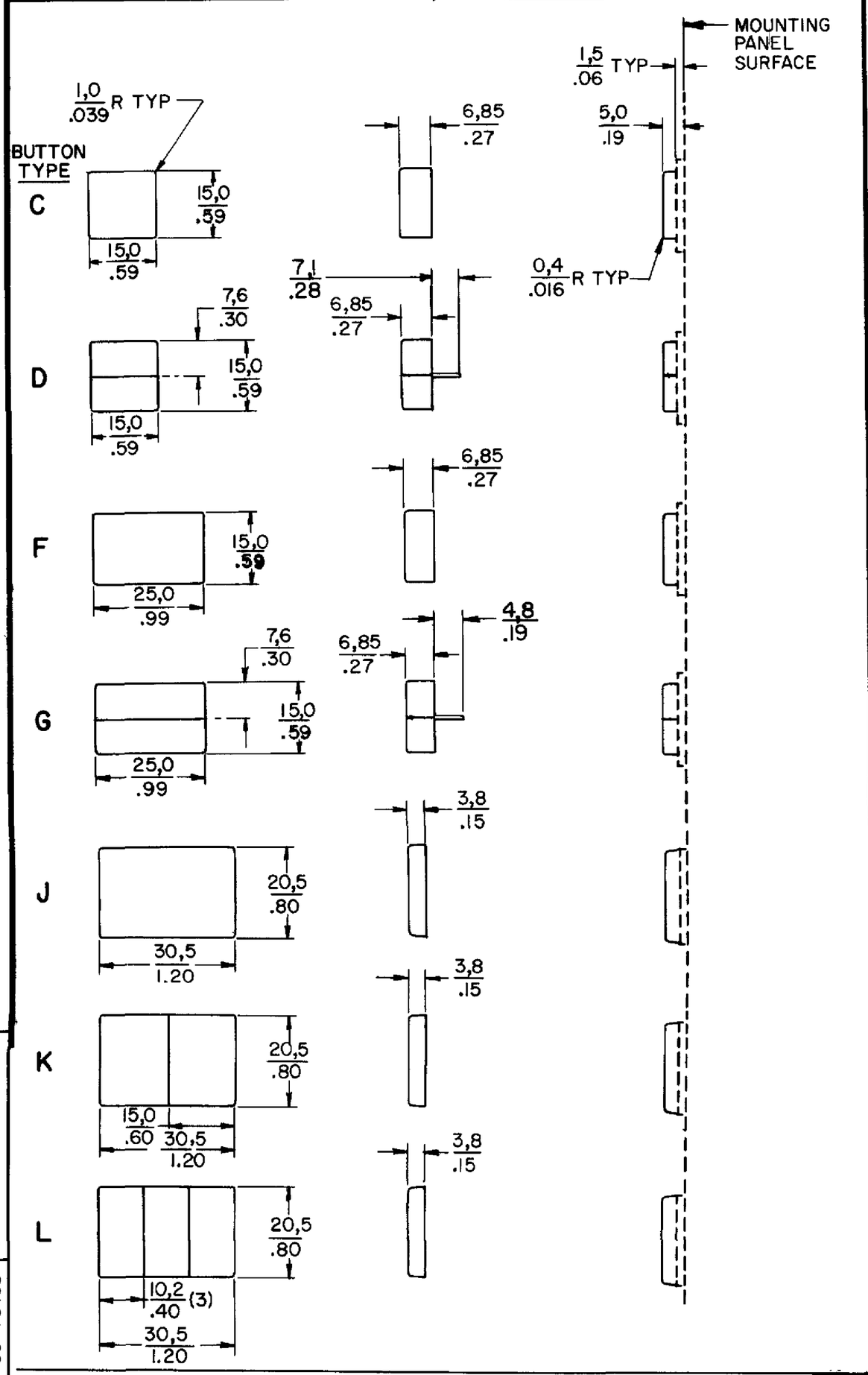

EXTENDED

NOTE: BUTTONS TYPE B, E, M, & R INTENDED FOR SUB PANEL MOUNTING
* MINIMUM RECOMMENDED EXTENSION FROM PANEL SURFACE

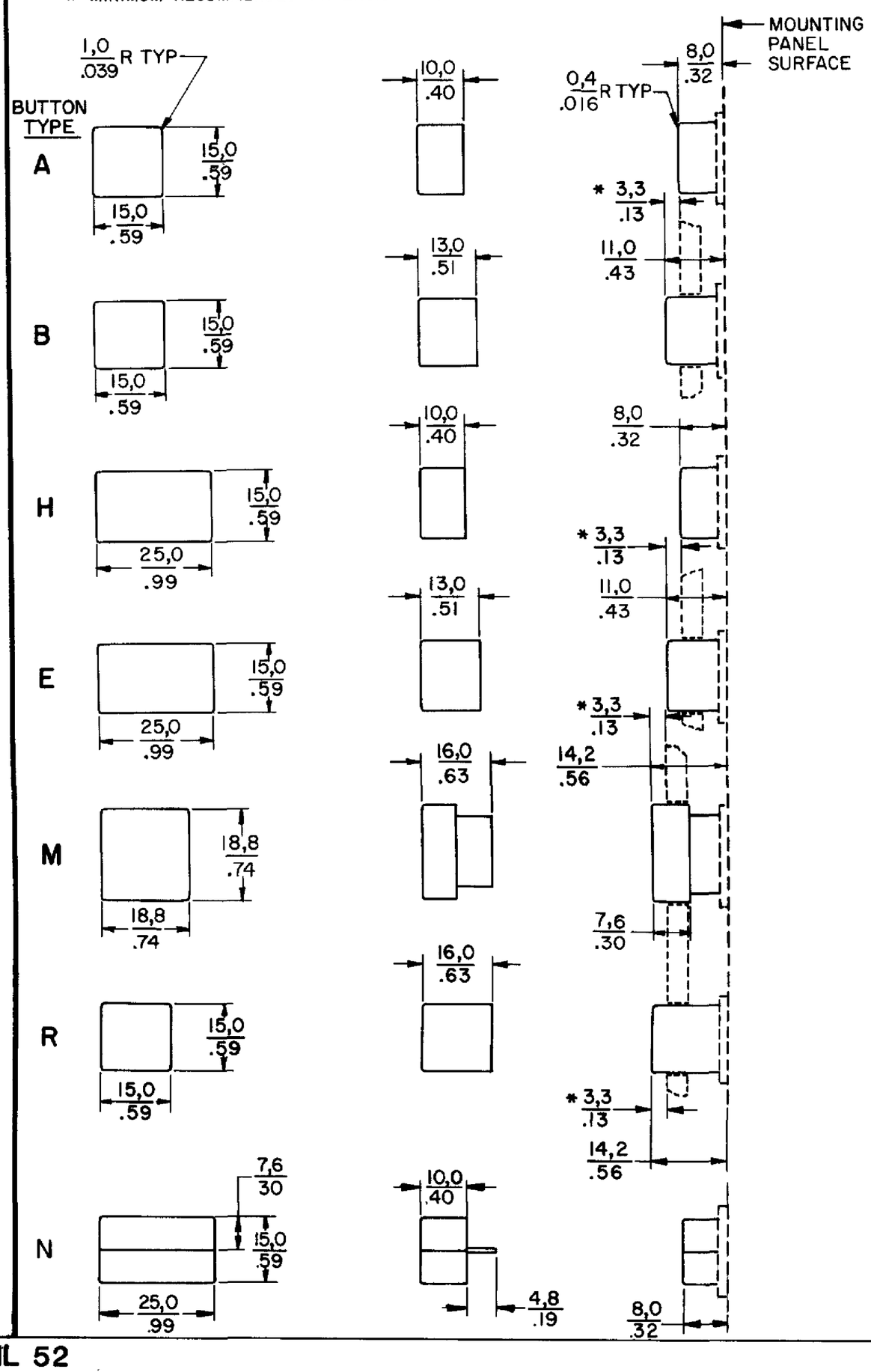

AML 52

LED

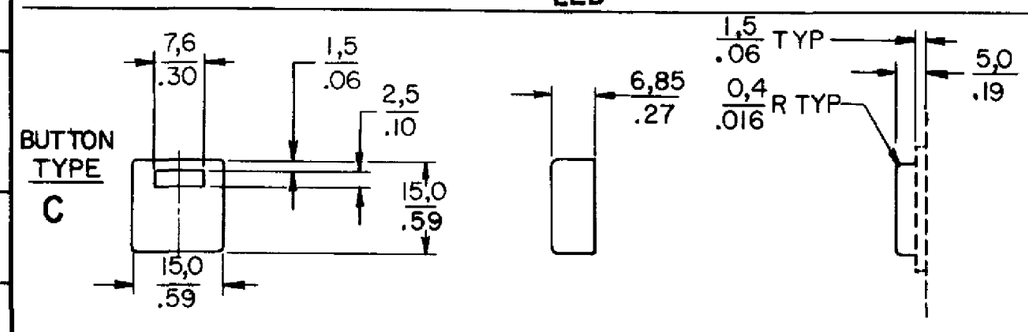

NEON

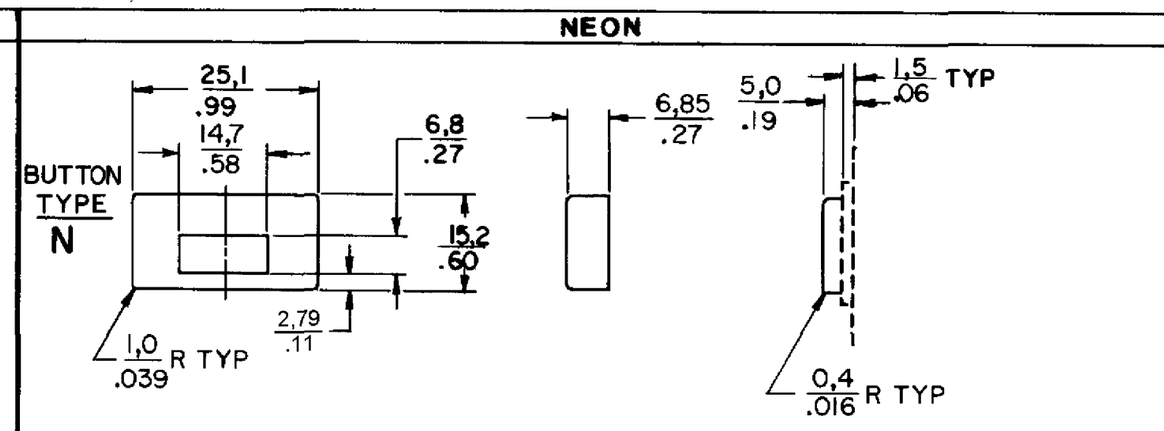

NOTE

1 - TOP SURFACES OF ALL BUTTONS AND LENS HAVE MATTE FINISH

2 - AML 51-C10W FAA-PMA

THIS DRAWING COVERS A PROPRIETARY ITEM AND IS THE PROPERTY OF MICRO SWITCH A DIVISION OF HONEYWELL THIS DRAWING IS NOT TO BE COPIED OR USED WITHOUT THE APPROVAL OF MICRO SWITCH

MICRO SWITCH
FREEPORT ILLINOIS U S A
A DIVISION OF HONEYWELL
FED MFG CODE 91929

M

CATALOG LISTING
AML 51 52
SERIES CHART 1

THIRD ANGLE PROJECTION

SCALE FULL

DO NOT SCALE PRINT

TOLERANCES
APPLY TO DESIGN UNITS CONVERSIONS ARE ONLY FOR REFERENCE UNLESS NOTED TOLERANCES ARE ±

	DIM mm	TOL mm/in	DIM in	TOL mm/in
NO PLACES	X	1/.04		
ONE PLACE	X X	0.4/.016	X X	0.5/.03
TWO PLACES	X XX	0.15/.006	X XX	0.38/.015
THREE PLACES			X XXX	0.13/.005
ANGLES				

DESIGN UNITS SI METRIC ☒ US CUSTOMARY ☐

RAW MATERIAL-COMMERCIAL STANDARD
MICRO SWITCH STANDARDS APPLY

DIMENSIONS ARE TO BE MET BEFORE PROTECTIVE COATINGS ARE APPLIED

WEIGHT

CATALOG LISTING M ISSUE 5 PAGE 1 OF 1
AML 51 52 SERIES CHART 1
RELEASE NO CO-78498 REPLACES AML 51 & 52 SERIES

REVISIONS		
A	C095297	GJW 8 JUL 99
B	204023	CSL 26 SEP 01
C	205139	GJW 15 MAR 02
D	0000187	JAH APR 03

DRAWN	JAK	17 JUN 94
CHECK	JAF	7 JUL 94
CHECK		
CHECK		
RASTER		