

JST

Hand crimping tool

Type: WC-240

Features

Parallel action
operation

Ratchet release

Easy readjustment
of load

Contact locator with
insulation-stop

Precisely ground
profiles

Ergonomic soft grips
colour: green

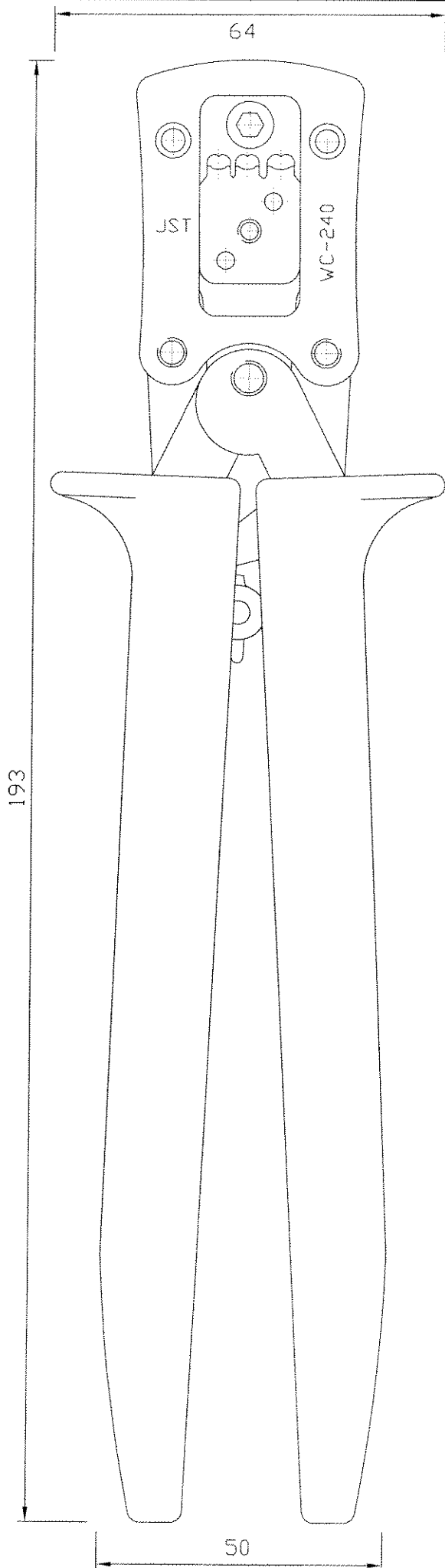
Fully recyclable

Applicable terminal:
()PH-002T-(P)0.5S

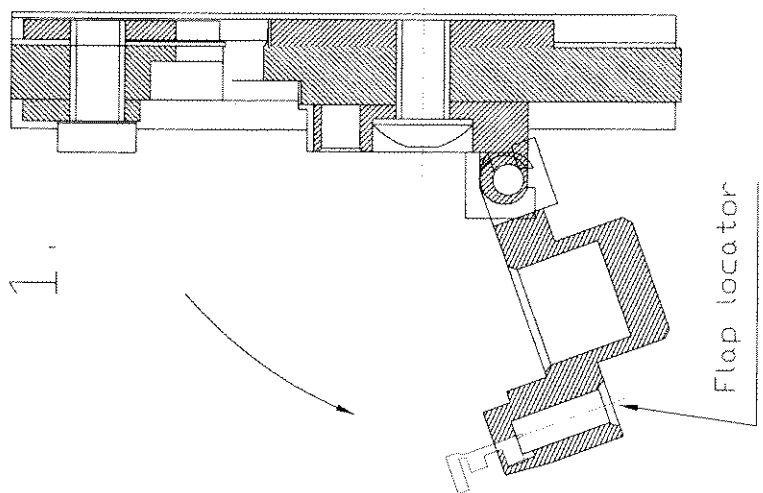
Cross section range:
Profile 1: 30 AWG/28AWG
Profile 2: 26 AWG
Profile 3: 24 AWG

Crimp height specification
30 AWG - 0.52mm-0.57mm
28 AWG - 0.55mm-0.60mm
26 AWG - 0.57mm-0.62mm
24 AWG - 0.62mm-0.67mm

Operating instructions see overleaf

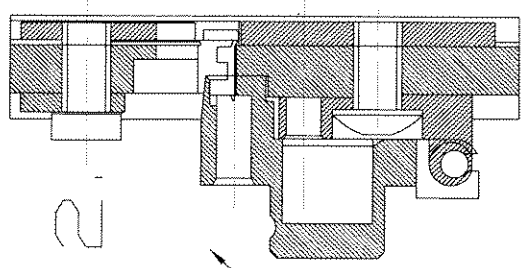


OPERATION INSTRUCTIONS

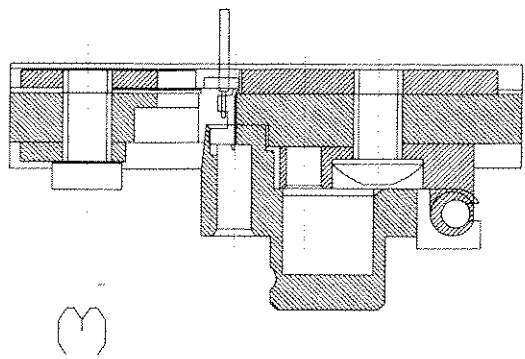


1. Open flap locator and insert contact up to stop.
2. Close flap locator.

Insulation stop



3. Close handtool until first ratchet.
4. Insert wire up to stop.



5. Close handtool until the ratchet releases.
6. Open flap locator and carefully remove the wire.

