


Panel Mount, Rotary Thumbwheel Reset



Panel Mount, Lock and Key Reset



Base Mount, Knob Reset

**A rugged workhorse . . .  
with proven extra reliability  
for demanding industrial  
applications**

Specific Models



A popular 6-digit totalizer featuring heavy duty diecast construction that can really take the severe punishment found in so many industrial applications. Originally designed over 50 years ago, and periodically upgraded to use the latest improved materials, the Series 1205 is perhaps the most popular counter in the world, and sets the standard for rugged totalizing counters.

Available in base mount/knob reset, panel mount/rotary reset, and panel mount/lock & key reset models.

- Designed for industrial duty
- Corrosion and shock resistant
- Extremely stable over temperature and voltage
- Easy-to-view black on white characters
- Count speed to 1000 per minute
- Non-rectified design – precision AC coil
- Long service life in harsh environments
- Lock & key reset model protects counted totals

The Series 1205 is tough: Wide temperature variations don't upset its thermo-stable wheels and pinions. Severe voltage transients will not damage its direct AC coil, so external surge protection is not required. Duty cycles that result in continuous coil energization won't degrade its life or performance.

## SPECIFICATIONS

**Count Speed:** 1000 cpm, 30 ms minimum on-time and off-time

**Voltage:** 115, 230 VAC models. Allowable variation is  $\pm 10$  volt

**Power Consumption:** 6 watts nominal

**Number of Figures:** 6

**Size of Figures:** 0.188 in. high by 0.156 in. wide

**Reset:** Manual rotary or lock and key. See models

**Connections:** 7'5" (190 mm), #22 AWG Leads from bottom

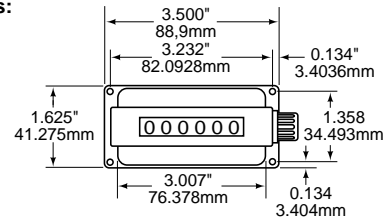
**Construction:** Wheels, pinions: plastic. Frame, covers: Zamak. Bobbin: nylon

**Net Weight:** Base Mount: 14 oz. (397 g); Panel Mount: 1 lb., 4 oz. (567 g);

Lock and Key Reset: 1 lb., 8 oz. (680 g)

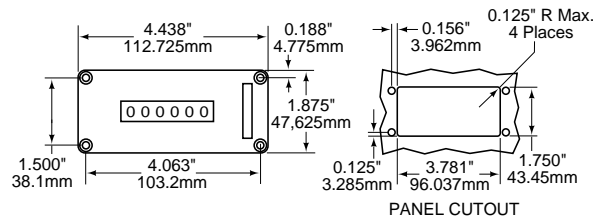
Model No.	Description
120506-010	Base mount, knob reset, 115 VAC
120506-011	Base mount, knob reset, 230 VAC
120506-100	Panel mount, rotary thumbwheel reset, 115 VAC
120506-397	Panel mount, lock and key reset, 115 VAC

### Dimensions:



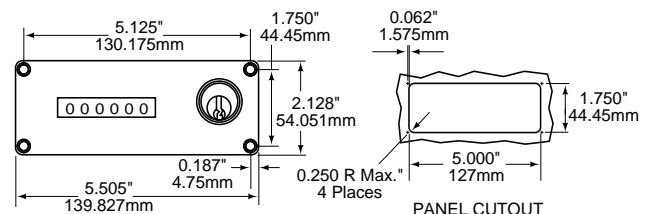
#### Panel Mount, Rotary Reset

Depth: 2.661"/67.6mm

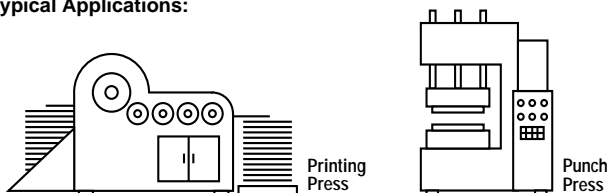


#### Panel Mount, Lock & Key Reset

Depth: 2.661"/67.6mm



### Typical Applications:



**Ideal for punch presses, printing equipment, shears, and other heavy industrial machinery.**