

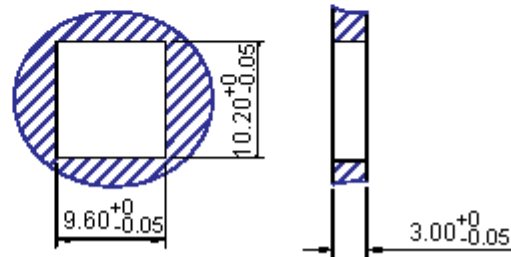
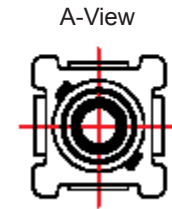
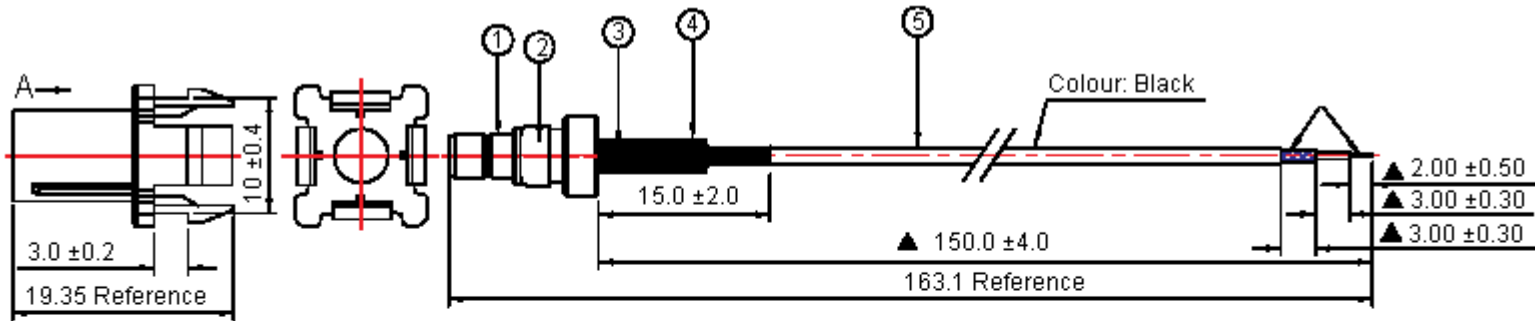


PART NO.

R-FC31G0000150C

REVISIONS

ECN #	REV	DESCRIPTION	DRAWN	DATE	CHECKD	DATE	APPRVD	DATE
-	A	RELEASED	Kiran	19/06/09	Suresh	19/06/09	Farnell	03/07/09



Recommended Mounting Hole

Dimensions : Millimetres

Specifications:

Electrical Performance:

Impedance	: 50Ω.
Frequency range	: DC to 1.6GHz.
Maximum working voltage	: 60V rms.
Minimum dielectric withstanding voltage	: 200V rms.
Minimum insulation resistance	: 500MΩ.

This data sheet and its contents (the "Information") belong to the Premier Farnell Group (the "Group") or are licensed to it. No licence is granted for the use of it other than for information purposes in connection with the products to which it relates. No licence of any intellectual property rights is granted. The Information is subject to change without notice and replaces all data sheets previously supplied. The Information supplied is believed to be accurate but the Group assumes no responsibility for its accuracy or completeness, any error in or omission from it or for any use made of it. Users of this data sheet should check for themselves the Information and the suitability of the products for their purpose and not make any assumptions based on information included or omitted. Liability for loss or damage resulting from any reliance on the Information or use of it (including liability resulting from negligence or where the Group was aware of the possibility of such loss or damage arising) is excluded. This will not operate to limit or restrict the Group's liability for death or personal injury resulting from its negligence. SPC MULTICOMP is the registered trademark of the Group. © Premier Farnell plc 2009.

TOLERANCES:

UNLESS OTHERWISE SPECIFIED, DIMENSIONS ARE FOR REFERENCE PURPOSES ONLY.

DRAWN BY:	DATE:
Kiran	19/06/09
CHECKED BY:	DATE:
Suresh	19/06/09
APPROVED BY:	DATE:
Farnell	03/07/09

DRAWING TITLE:

Fakra C - Tinned Free End Cable - 150mm

SIZE A	DWG NO. M10002255	ELECTRONIC FILE 1714783-TDS_DWG	REV A
SCALE: NTS		U.O.M.: mm	SHEET: 1 OF 2



PART NO.

R-FC31G0000150C

REVISIONS

ECN #	REV	DESCRIPTION	DRAWN	DATE	CHECKD	DATE	APPRVD	DATE
-	A	RELEASED	Kiran	19/06/09	Suresh	19/06/09	Farnell	03/07/09

Specification Table

Item	Description	Part Number
1	Fakra Code C B/H Plug, Crimp Type, For ϕ 1.37mm Cable	R-FC31G0000150C
2	Insulation for R-FC32201-F	
3	R-FC32201-F Inner Ferrule for ϕ 1.37 Cable	
4	Heat Shrink Tube F32, ϕ 2.5mm, L = 15.0mm, Colour: Black	
5	ϕ 1.37mm Cable, Tin Plated, Colour: Black	

<http://www.farnell.com>

<http://www.newark.com>

<http://www.cpc.co.uk>

This data sheet and its contents (the "Information") belong to the Premier Farnell Group (the "Group") or are licensed to it. No licence is granted for the use of it other than for information purposes in connection with the products to which it relates. No licence of any intellectual property rights is granted. The Information is subject to change without notice and replaces all data sheets previously supplied. The Information supplied is believed to be accurate but the Group assumes no responsibility for its accuracy or completeness, any error in or omission from it or for any use made of it. Users of this data sheet should check for themselves the Information and the suitability of the products for their purpose and not make any assumptions based on information included or omitted. Liability for loss or damage resulting from any reliance on the Information or use of it (including liability resulting from negligence or where the Group was aware of the possibility of such loss or damage arising) is excluded. This will not operate to limit or restrict the Group's liability for death or personal injury resulting from its negligence. SPC MULTICOMP is the registered trademark of the Group. © Premier Farnell plc 2009.

TOLERANCES:

UNLESS OTHERWISE SPECIFIED, DIMENSIONS ARE FOR REFERENCE PURPOSES ONLY.

DRAWN BY:

Kiran

CHECKED BY:

Suresh

APPROVED BY:

Farnell

DATE:

19/06/09

DATE:

19/06/09

DATE:

03/07/09

DRAWING TITLE:

Fakra C - Tinned Free End Cable - 150mm

SIZE
A

DWG NO.

M10002255

ELECTRONIC FILE

1714783-TDS_DWG

REV

A

SCALE: NTS

U.O.M.: mm

SHEET: 2 OF 2