

## JC 120 Single-axis Fingertip Joystick



Creative solutions  
for position measurement and control

# Conductive Plastic Technology

## JOYSTICK CONTROLLERS

Developed for applications where ergonomics and system integrity are paramount, the JC120 is a minimum width, low profile joystick that provides smooth, precise fingertip control in one axis. The low profile lever makes the JC120 less susceptible to unintentional operation and the minimal under panel space makes it ideal for mounting in panels and operator arm rests. The JC120 is sealed to IP66 to enable it to operate in extreme environments.

- Slim profile
- Simple to install
- Long operating life
- Superior reliability
- Rapid despatch

### Innovative design

Designed for use with electronic controllers the joystick generates analogue and switched reference signals proportional to the distance and direction over which the handle is moved. The output is configured to provide signals for fault detection circuits and a centre tap provides an accurate voltage reference for the lever in its released position, or a zero point for a bipolar supply voltage. An electrically independent switch operates with separate contacts each side of the lever centre position.

Typical applications include remote control chest packs and the control of off-highway or material handling equipment.

### Total reliability

The JC120 joystick incorporates conductive plastic track technology which provides absolute position control and facilitates a maintenance free operating life in excess of five million cycles.

Features	Benefits
<ul style="list-style-type: none"> <li>• Width only 26.5mm</li> </ul>	<ul style="list-style-type: none"> <li>• Increased control density</li> </ul>
<ul style="list-style-type: none"> <li>• Ergonomic design</li> </ul>	<ul style="list-style-type: none"> <li>• Reduced operator fatigue</li> </ul>
<ul style="list-style-type: none"> <li>• Choice of low profile lever heights</li> </ul>	<ul style="list-style-type: none"> <li>• Unintentional operation reduced</li> </ul>
<ul style="list-style-type: none"> <li>• Long life</li> </ul>	<ul style="list-style-type: none"> <li>• Maintenance free operation</li> </ul>
<ul style="list-style-type: none"> <li>• Sealed to IP66</li> </ul>	<ul style="list-style-type: none"> <li>• Operation in hostile environments</li> </ul>
<ul style="list-style-type: none"> <li>• Choice of output voltage ranges</li> </ul>	<ul style="list-style-type: none"> <li>• Maximum interface flexibility</li> </ul>



NO MAINTENANCE

## JOYSTICK CONTROLLERS SINGLE-AXIS

### Selection Guide

Penny+Giles offers the widest choice of options to suit your application.



Rapid Despatch




JC 120 - Short lever

The JC 120 supplied with the short lever presents the lowest profile, ensuring less susceptibility to unintentional operation.



JC 120 - Long lever

The JC 120 supplied with the long lever provides increased fingertip control, but still ensures a lower lever profile than the JC 100 model.



JC 120 - Connector

The JC 120 is supplied with a 7 pin latching connector for easy installation. The mating connector assembly is ordered separately.



EMC Directive 89/336/EEC

The products detailed in this document are supplied as components for installation into an electrical apparatus or system. They are outside the scope of the EEC directive and will not be CE marked.

## PERFORMANCE

### MECHANICAL

Breakout force (at handle tip)  
 Operating force (at tip, full deflection)  
 Maximum allowable force  
 Lever operating angle  
 Lever action  
 Expected life (operations)  
 Weight

### Short handle

3.1N  
 5.1N  
 50N  
 $\pm 30^\circ$   
 self centring  
 >5 million  
 45g

### Long handle

2.3N  
 3.4N  
 35N  
 $\pm 30^\circ$   
 self centring  
 >5 million  
 45g

### ENVIRONMENTAL

Operating temperature  
 Storage temperature  
 Environmental sealing above the flange

$-25^\circ$  to  $+70^\circ\text{C}$   
 $-40^\circ$  to  $+85^\circ\text{C}$   
 IP66 - BS EN 60529†

### ELECTRICAL

#### Analogue track

Electrical angle of movement  
 Total track resistance  
 Supply voltage - maximum (Vs)  
 Wiper current - maximum  
 Power dissipation - maximum  
 Wiper circuit impedance  
 Output voltage  
 Resolution  
 Centre tap voltage (no load)  
 Centre tap angle  
 Insulation resistance

$\pm 28^\circ$   
 $4\text{k}\Omega$  or  $5\text{k}\Omega$  ( $\pm 20\%$ )  
 $35\text{Vd.c.}$   
 $5\text{mA}$  (non derangement)  
 $0.25\text{W}$  at  $20^\circ\text{C}$   
 $200\text{k}\Omega$  minimum  
 $0\%$  to  $100\%V_s$  10% to  $90\%V_s$  25% to  $75\%V_s$   
 Virtually infinite  
 $50\%V_s \pm 2\%$   
 $\pm 2.5^\circ$  either side of centre ( $\pm 1^\circ$  tolerance)  
 $>50\text{M}\Omega$  at  $500\text{Vd.c.}$

#### Switch

Switch operating angle  
 Supply voltage - maximum  
 Load resistance - minimum  
 Load current - maximum (resistive)  
 Typical contact resistance  
 Connection  
 Mating Connector

$5^\circ$  either side of centre ( $\pm 1^\circ$  tolerance)  
 $35\text{Vdc}$   
 $10\text{k}\Omega$   
 $2\text{mA}$   
 $150\Omega$   
 7 pin Molex series latching male  
 7 pin Molex series latching female, with 0.5m leads (order separately as SA301649)

### CUSTOM BUILD OPTIONS

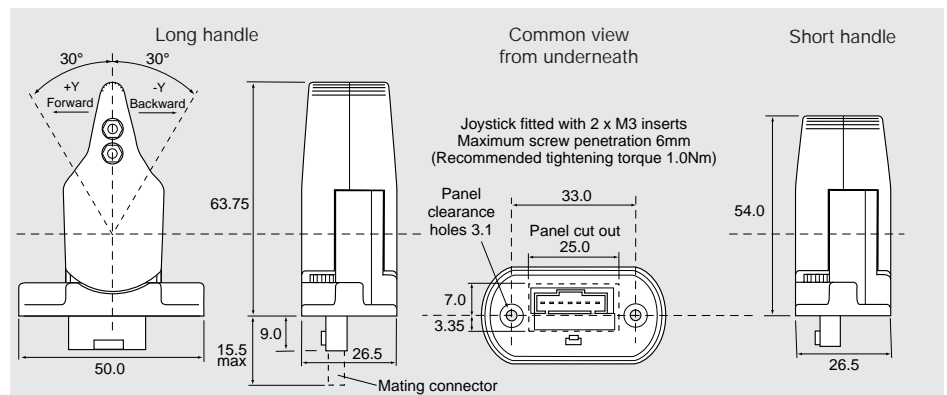
Lever return to one end.

### ORDERING CODES

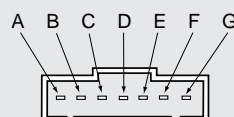
<i>Short handle</i>	0% to 100% output voltage range	JC120-0001 (4k)
	10% to 90% output voltage range	JC120-0002 (5k)
	25% to 75% output voltage range	JC120-0003 (5k)
<i>Long handle</i>	0% to 100% output voltage range	JC120-0004 (4k)
	10% to 90% output voltage range	JC120-0005 (5k)
	25% to 75% output voltage range	JC120-0006 (5k)
<i>Connector</i>	7 way mating connector with 0.5m flyleads	SA301649 (order separately)

### DIMENSIONS AND MOUNTING OPTIONS

† Seal integrity can only be achieved when using sealing gasket supplied and screws are tightened to 1Nm (9lbf/in)



### ELECTRICAL CONNECTIONS



Description	Pin Number	Mating Connector/Flylead colour
Centre tap	A	Orange
Positive voltage supply	B	Yellow
Output voltage signal	C	Green
Negative or zero voltage supply	D	Blue
N/O switch, handle backward (-Y)	E	Red
N/O switch, handle forward (+Y)	F	White
Common terminal for switch	G	Black

## Available from Penny+Giles


A wide range of instrumentation for measurement and control solutions in industrial and aerospace applications. Please ask for more details.

Penny+Giles quality systems meet the requirements of ISO9001, the Civil Aviation Authority and numerous customer's certification standards.

Quality is at the heart of all our systems ensuring the reliability of our products from initial design to final despatch.

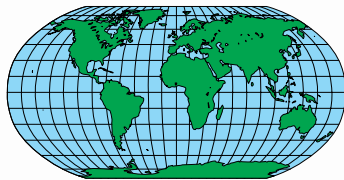


Certificate No. LRQA 0965179



- Linear Potentiometers   ■ Rotary Potentiometers   ■ LVDTs   ■ RVDTs   ■ Joystick Controllers
- In-Cylinder Transducers   ■ Digital Panel Indicators   ■ Solenoids

## Contact Worldwide



**WEB SITE**  
[www.pennyandgiles.com](http://www.pennyandgiles.com)

**UNITED KINGDOM**  
**Penny+Giles Controls Ltd**  
36 Nine Mile Point Industrial Estate  
Cwmfelinfach  
Gwent NP11 7HZ  
Tel: +44 (0) 1495 202000  
Fax: +44 (0) 1495 202006  
Email: [sales@pennyandgiles.com](mailto:sales@pennyandgiles.com)

**USA**  
**Penny+Giles Controls Inc**  
12701 Schabarum Avenue  
Irwindale CA 91706  
Telephone: +1 626 337 0400  
Fax: +1 626 337 0469  
Email: [us.sales@pennyandgiles.com](mailto:us.sales@pennyandgiles.com)

**GERMANY**  
**Penny+Giles GmbH**  
Straussenlettenstr. 7b  
85053 Ingolstadt  
Telephone: +49 (0) 841 61000  
Fax: +49 (0) 841 61300  
Email: [info@penny-giles.de](mailto:info@penny-giles.de)

**Penny+Giles products are in service with these industries throughout the world.**

Aerospace  
Automotive  
Construction  
Defence  
Leisure  
Marine  
Material handling  
Mining

Motorsport  
Off-highway  
Petrochemical  
Plastics and Rubber  
Power generation  
Process control  
Transportation  
Timber and Forestry

**CURTISS  
WRIGHT** Controls, Inc.  
Integrated Sensing

**Penny+Giles**

A Curtiss-Wright Company

The information contained in this brochure on product applications should be used by customers for guidance only. Penny & Giles Controls Ltd. makes no warranty or representation in respect of product fitness or suitability for any particular design application, environment, or otherwise, except as may subsequently be agreed in a contract for the sale and purchase of products. Customer's should therefore satisfy themselves of the actual performance requirements and subsequently the products suitability for any particular design application and the environment in which the product is to be used.

Continual research and development may require change to products and specification without prior notification. All trademarks acknowledged

© Penny+Giles Controls Ltd 2004