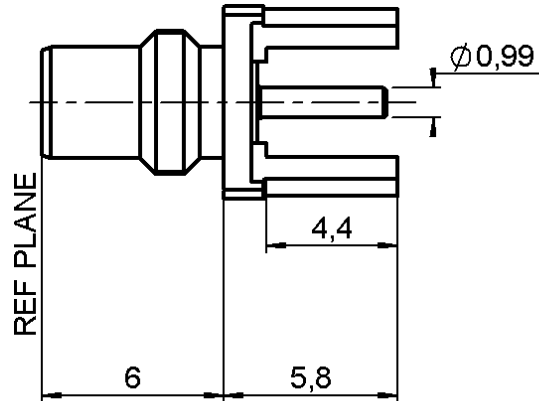
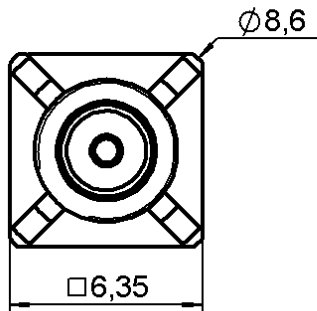


STRAIGHT MALE RECEPTACLE FOR PCB

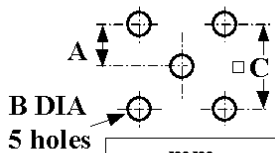
R112.426.000

SOLDER LEGS

Series : SMC



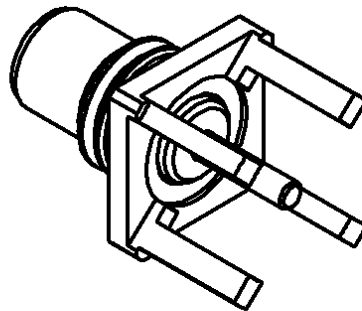
PANEL CUT OUT



	mm	
	Maxi	mini
A	2.59	2.49
B	1.4	1.3
C	5.00	5.16



Scale 1/1



All dimensions are in mm.



COMPONENTS	MATERIALS	PLATINGS (µm)
BODY	BRASS	GOLD 0.2 OVER NICKEL 2
CENTER CONTACT	BRASS	GOLD 1.3 OVER NICKEL 2
OUTER CONTACT	-	-
INSULATOR	PTFE	-
GASKET	-	-
OTHERS PARTS	-	-
-	-	-
-	-	-

Issue : 0345 B

In the effort to improve our products, we reserve the right to make changes judged to be necessary.



STRAIGHT MALE RECEPTACLE FOR PCB

R112.426.000

SOLDER LEGS

Series : SMC

PACKAGING

SPECIFICATION

Standard	Unit	Other
1	-	Contact us

ELECTRICAL CHARACTERISTICS

ENVIRONMENTAL

Impedance		50 Ω
Frequency		0-10 GHz
VSWR	1.05 +	0.008 x F(GHz) Maxi
Insertion loss		0.03* √F(GHz) dB Maxi
RF leakage	- (62 - F(GHz)) dB Maxi
Voltage rating		335 Veff Maxi
Dielectric withstanding voltage		1000 Veff mini
Insulation resistance		1000 MΩ mini

Operating temperature	-65/+165 ° C
Hermetic seal	NA Atm.cm3/s
Panel leakage	NA

OTHERS CHARACTERISTICS

Assembly instruction **NA**

Others :

* Coaxial Transmission Line Only

MECHANICAL CHARACTERISTICS

Center contact retention		
Axial force – Mating end		10 N mini
Axial force – Opposite end		10 N mini
Torque		1.8 N.cm mini
Recommended torque		
Mating		NA N.cm
Panel nut		NA N.cm
Mating life		500 Cycles mini
Weight		2.000 g

Issue : 0345 B

In the effort to improve our products, we reserve the right to make changes judged to be necessary.

