


MBT 250-SDPT

Conductive Rework/Repair

3306707
3210399
3519673
3120041



MBT 250/E-SDPT - Digital High Performance SensaTemp Soldering/Desoldering Station. Self-contained, three channel capability offers high capacity, low temperature SMT/Thru-Hole soldering and desoldering. Digital readout displays the current channel's temperature information, error codes and programming status.

MBT 250-SDPT

MBT 250-SDPT P/N 8007-0206

MBT 250E-SDPT P/N 8007-0207

Features

- AUTO Snap-VAC improves thru-hole desoldering performance, and increases tip life—a PACE EXCLUSIVE feature
- "QUIET FLO" pump for vacuum and pressure
- Operates any three SensaTemp handpieces simultaneously
- Automatic or manual tip temperature setback and power down, constant memory
- Automatic tip offset compensation system

Power Source Specs

	MBT 250-SDPT	MBT 250E-SDPT
Unit:	MBT 250-SDPT	MBT 250E-SDPT
Power:	115VAC, 60Hz,	230VAC, 50/60Hz,
Requirements:	184 Watts maximum	207 Watts maximum
Dimensions:	135mm H x 165mm W x 260mm D (5.3" H x 6.5" W x 9.25" D)	135mm H x 165mm W x 260mm D (5.3" H x 6.5" W x 9.25" D)
Weight:	Approx. 5 Kg (10 lbs.)	Approx. 5 Kg (10 lbs.)

Handpiece Specs


- Tip to ground resistance: 2 ohms or less
- Temperature stability: $\pm 1.1^{\circ}\text{C}$ ($\pm 2^{\circ}\text{F}$) at idle from set tip temp.
- Tip Temperature Range: 38° to 482°C (100° to 900°F) nominal

Vacuum and Air

- Vacuum Rise Time: 200ms average as measured by PACE Process Monitor
- Vacuum: 51 cm Hg. (20 in. Hg.) nominal
- Pressure: .48 Bar (7 p.s.i.) nominal at maximum setting
- Air Flow: 9 SLPM (0.32 SCFM) maximum

Handpieces for MBT 250-SDPT

HANDPIECE	DESCRIPTION	PART NUMBER
	SX-80 Sodr-X-Tractor	6010-0106-P1
	PS-80 Soldering Iron	6010-0096-P1
	TT-65 ThermoTweez	7025-0001-P1
	TP-65 ThermoPik	7024-0001-P1



4-sided tip with TP-65 to remove SMDs

For standard items sold with systems (handpieces, tips, etc.) see pages 15-16.


ITEM DESCRIPTION

Fuse, 1.25 Amp S.B., 120VAC Systems
 Fuse, 0.63 Amp S.B., 230VAC Systems (MBT 201)
 Fuse, 2.0 Amp S.B., 120VAC Systems (MBT 250)
 TT-65 Heater Assembly, w/o Sensor
 TT-65 Heater Assembly, with Sensor
 TP-65 Heater Assembly

PART NUMBER

1159-0217
 1159-0214
 1159-0247
 6010-0083
 6010-0082
 6010-0081

PRC 2000/E - The Benchtop Factory
The PRC 2000's Thermal Management Center powers and controls three SensaTemp handpieces simultaneously for safe, rapid installation and removal of virtually all surface mount and thru-hole components.



Handpieces for PRC 2000

HANDPIECE	DESCRIPTION	PART NUMBER
	SX-80 Sodr-X-Tractor	6010-0106-P1
	PS-80 Soldering Iron	6010-0096-P1
	TT-65 ThermoTweez	7025-0001-P1
	TP-65 ThermoPik	7024-0001-P1
	TJ-70 ThermoJet	7023-0002-P1
	Pulse Heat (PRC 2000 only)	
	LF-15 LapFlo Handpiece	7013-0004-02-P1
	TW-15 ResistTweez Handpiece	7009-0005-P1
	Other (PRC 2000 only)	
	MC-65 MicroChine	7026-0001-P1
	PV-65 Pik Vac Wand	7027-0001-P1

PRC 2000

PRC 2000 P/N 8007-0132
PRC 2000-TH (Thru-Hole Version) P/N 8007-0138
PRC 2000E P/N 8007-0133
PRC 2000E-TH (Thru-Hole Version) P/N 8007-0139

Features

- Universal SMT component installation and removal
- Self-Contained solder cream dispensing
- Multilayer repair capability
- Continuous automatic calibration
- Automatic tip offset compensation system
- Pik-Vac Component Handling Wand

Power Source Specs

Unit:	PRC 2000	PRC 2000E
Power	115VAC, 60Hz,	230VAC, 50/60Hz,
Requirements:	400 Watts maximum	365 Watts maximum
Dimensions:	175mm H x 350mm W x 230mm D (6.9" H x 13.75" W x 9.25" D)	175mm H x 350mm W x 230mm D (6.9" H x 13.75" W x 9.25" D)
Weight:	Approx. 13 Kg (30 lbs.)	Approx. 13 Kg (30 lbs.)

Handpiece Specs

Tip to ground resistance: 2 ohms or less
Temperature stability: $\pm 1.1^{\circ}\text{C}$ ($\pm 2^{\circ}\text{F}$) at idle from set tip temp.
Tip Temperature Range: 38° to 482°C (100° to 900°F) nominal

Vacuum and Air

Vacuum Rise Time: 200ms average as measured by PACE Process Monitor
Vacuum: 51 cm Hg. (20 in. Hg.) nominal
Pressure: .48 Bar (7 p.s.i.) nominal at maximum setting
Air Flow: 13 SLPM (0.46 SCFM) maximum

157100128

ITEM DESCRIPTION	PART NUMBER
SX-80 Heater Assembly	6010-0107
PS-80 Heater Assembly	6010-0095
TT-65 Heater Assembly, w/o Sensor	6010-0083
TT-65 Heater Assembly, with Sensor	6010-0082
TP-65 Heater Assembly	6010-0081
TJ-70 Heater Assembly	6010-0084


ITEM DESCRIPTION	PART NUMBER
Sponge, Tip & Tool Stands	4021-0008
FLUX/SODR TRAP	1309-0054-P10/P100
Replacement VisiFilter Element	1309-0027-P10/P25/P50
Fuse, 2.0 Amp S.B., 120VAC Systems	1159-0247
Fuse, 1.25 Amp S.B., 230VAC Systems	1159-0217

For standard items
sold with systems
(handpieces, tips, etc.)
see pages 15-16.

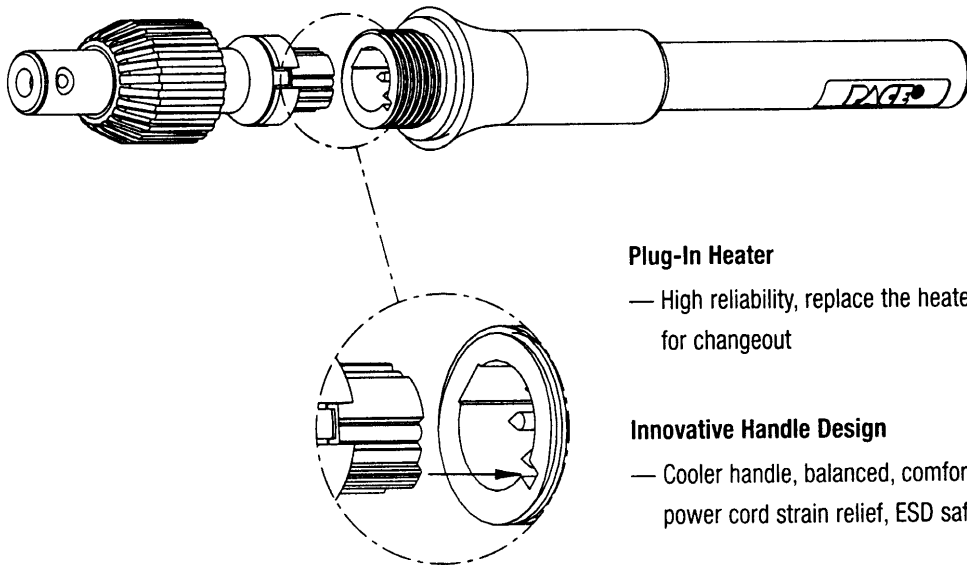

Handpieces

SensaTemp Handpieces and Handpiece Accessories

✓



HANDPIECE	DESCRIPTION	PART NUMBER
	PS-80 Soldering Iron	6010-0096-P1
	PS-80 heater assembly	6010-0095-P1
	Retaining nut	1410-0104-P10
	PS-80 Tip & Tool Stand	6019-0050-P1
	Sponge, Tip & Tool Stand	4021-0008-P3
	PS-80 solder catcher	1312-0008-P1
	PS-80 kit (Consists of PS-80 handpiece and PS-80 Tip & Tool Stand)	6993-0199-P1



Plug-In Heater

— High reliability, replace the heater in seconds, no tools required for changeout

Innovative Handle Design

— Cooler handle, balanced, comfortable feel, lightweight, integrated power cord strain relief, ESD safe

Fully Integrated Heater to Handle Coupler

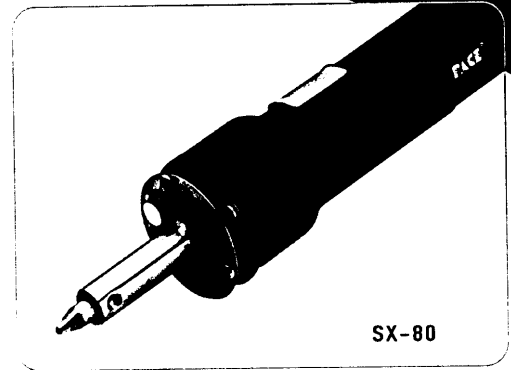
— Assures structurally stable heater, protects electrical wiring to ensure reliability, stress & pressure of use is transferred directly to handle, improving durability

Securely Anchored Platinum Temperature Sensor

— Reliable, accurate, stable



SensaTemp Handpieces and Handpiece Accessories



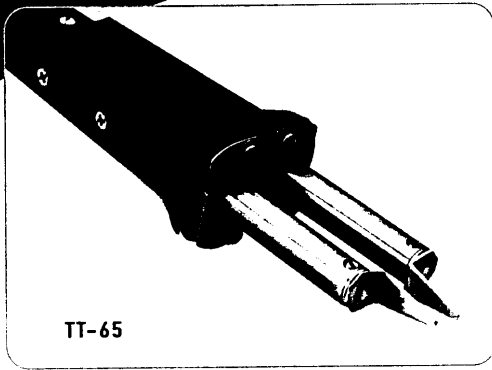
SX-80

DESCRIPTION	PART NUMBER	HANDPIECE
SX-80 Handpiece	6010-0106-P1	
SX-80 Kit (Includes Handpiece, Tip & Tool Stand and Tip Tool)	6993-0213-P1	
SX-80 Tip and Tool Stand	6019-0060-P1	
FLUX/SODR TRAP (1)	1309-0054-P10 1309-0054-P100	
Handle Assembly (2)	6010-0115-P1	
Door Assembly (3)	1119-0141	
Heater Assembly (4)	6010-0107-P1	
Front Seal (5)	1213-0087	
Rear Seal (6)	1213-0086	
Plunger Shaft (7)	1261-0154	
Plunger Lock (8)	1500-0063	
"C" Clips (3 pieces) (9)	1348-0387-P3	
Spring "Long Side" (10)	1221-0136	
Spring "Short Side" (11)	1221-0137	
Door Lock (12)	1119-0142	
VisiFilter, Fixed	1309-0020	
VisiFilter, Replacement	1309-0028	
Replaceable VisiFilter Elements Package of 10	1309-0027-P10	
Package of 25	1309-0027-P25	
Package of 50	1309-0027-P50	
Tubing, 36" Length	1342-0001-10	
Tubing, 54" Length Black	1342-0015-08	
Hose Clamps	1321-0085-01-P6	
Hose Fitting, Female (Quick Disconnect)	1259-0086	
Hose Fitting, Male (Quick Disconnect)	1259-0087	
Tubing, PVC, 1" Length	1325-0003-07	





Handpieces



SensaTemp Handpieces and Handpiece Accessories



TT-65

HANDPIECE	DESCRIPTION	PART NUMBER
	TT-65 ThermoTweez handpiece	7025-0001-P1
	Heater assembly, with sensor	6010-0082-P1
	Heater assembly, w/o sensor	6010-0083-P1
	Cushion grip kit	6993-0184
	Pads for cushion grip	1317-0029-P2
	Plastic grips	1119-0123-P1
	Replacement hinge kit	6993-0156
	TT-65 Tip & Tool stand	6019-0056-P1
Sponge, Tip & Tool stand	4021-0008-P3	
	DTP-80 Dual ThermoPik handpiece	7029-0001-P1
	Heater assembly, with sensor	6010-0082-P1
	Heater assembly, w/o sensor	6010-0083-P1
	Cushion grip kit	6993-0184
	Pads for cushion grip	1317-0029-P2
	Replacement hinge kit	6993-0156
	DTP-80 Tip & Tool stand	6019-0057-P1
	Sponge, Tip & Tool stand	4021-0008-P3
	TP-65 ThermoPik handpiece	7024-0001-P1
	Heater assembly	6010-0081-P1
	Handle kit	6993-0140
	Hardware kit	6993-0189
	TP-65 Tip and Tool Stand	6019-0055-P1
	Sponge, Tip and Tool Stand	4021-0008-P3
	TJ-70 ThermoJet handpiece	7023-0002-P1
	Heater assembly	6010-0084-P1
	Handle kit	6993-0140
	Hardware kit	6993-0189
	TJ-70 Tip & Tool Stand	6019-0055-P1
	Sponge, Tip & Tool Stand	4021-0008-P3