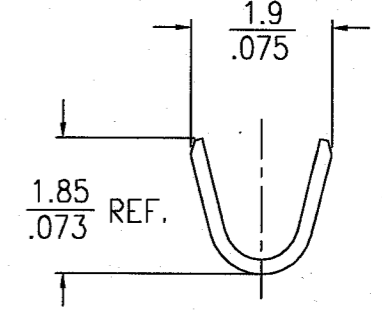
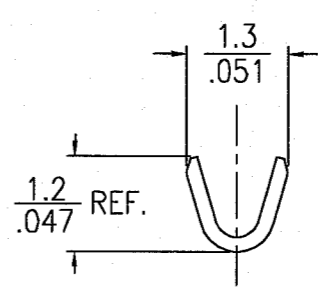
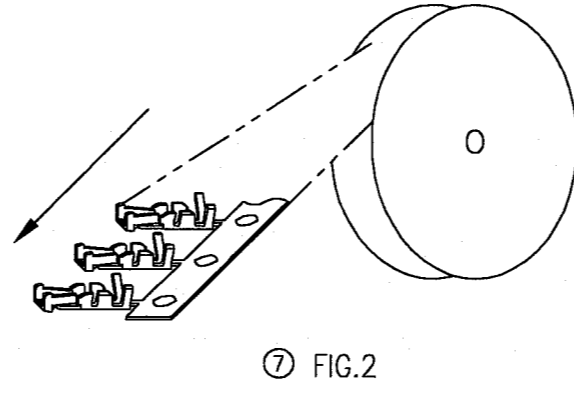
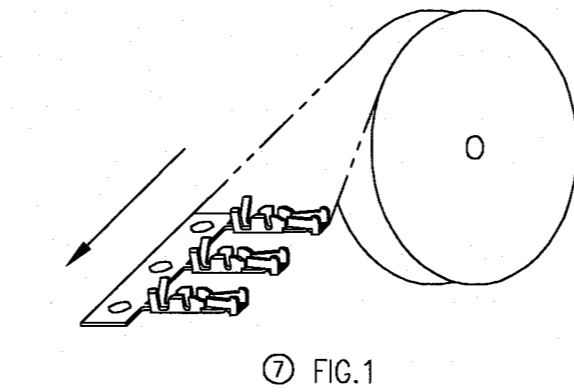
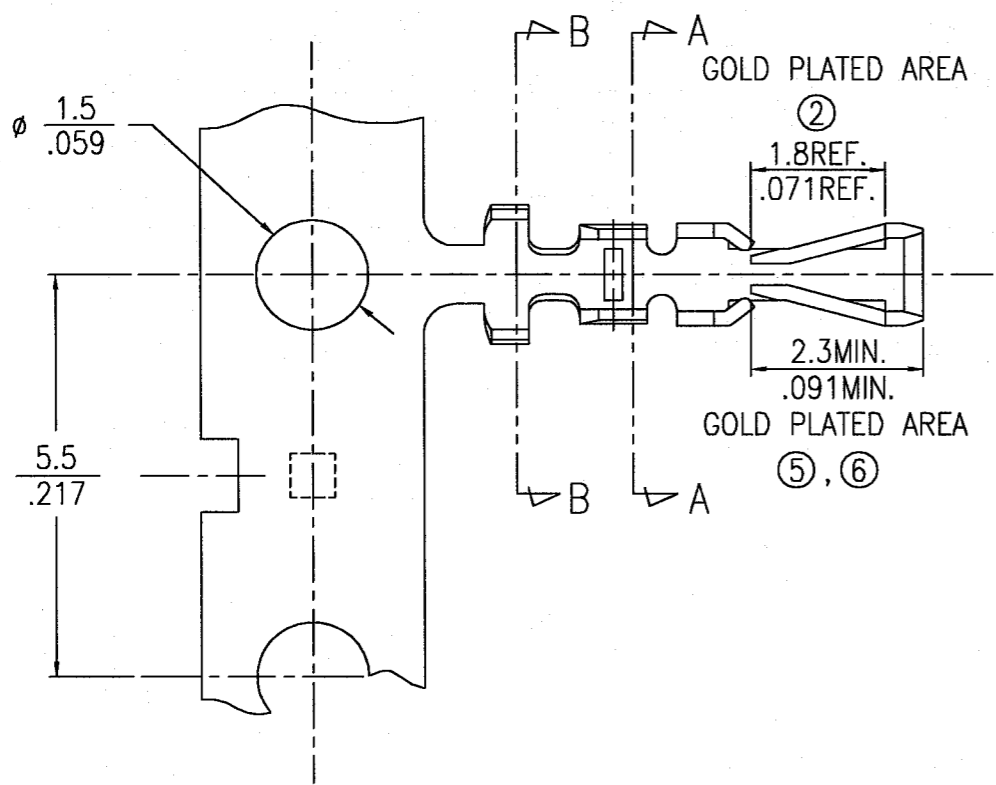
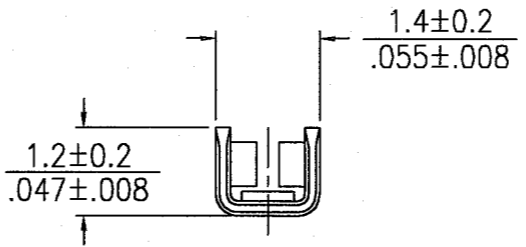
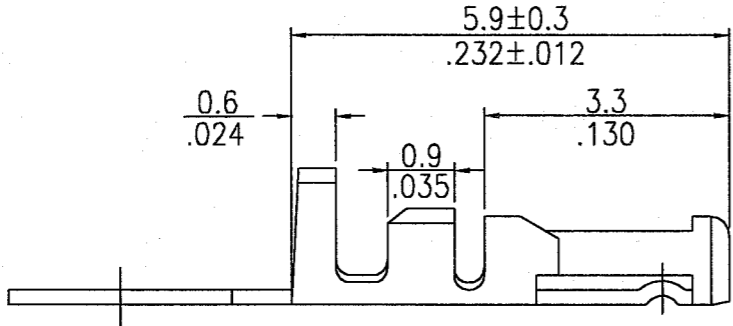


PRODUCT NO.	FINISH	DIRECTION	PRODUCT NO.	FINISH	DIRECTION
77138-001	②	FIG. 1	△77138-001LF	②	FIG. 1
77138-101	⑥	FIG. 1	△77138-101LF	⑥	FIG. 1
77138-201	⑤	FIG. 1	△77138-201LF	⑤	FIG. 1
77138-001RE	②	FIG. 2	△77138-001RELF	②	FIG. 2

REVISIONS				
REV	DESCRIPTION	ECN	BY	DATE
A	RELEASED ECN #132			8/21/86
B	REVISED			8/21/86
C	REVISED PER ECR J8424			5/26/87
D	REVISED	J10082	N.Y	8/13/91
E	REVISED	J70124	Y.K	5/27/97
F	REVISED	J80320	H.T	8/11/98
G	REVISED	J05-0550	R.S	8/31/05



- NOTES :
- MATERIAL : PHOSPHOR BRONZE
 - FINISH : SELECTIVE GOLD PLATING 0.2μm MIN. (CONTACT AREA) OVER NICKEL
 - WIRE RANGE : AWG #26-#30
INS. DIA. : $\frac{1.4}{.055}$ DIA. MAX.
 - GENERAL TOLERANCE : $\pm \frac{0.25}{.010}$
 - FINISH : SELECTIVE GOLD PLATING 0.5μm MIN. (CONTACT AREA) OVER NICKEL
 - FINISH : SELECTIVE GOLD PLATING 0.76μm MIN. (CONTACT AREA) OVER NICKEL
 - SEE FIG. 1, 2 FOR UNREELING DIRECTION AFTER PLATING.
 - THIS PRODUCT MEETS EUROPEAN UNION DIRECTIVES AND OTHER COUNTRY REGULATIONS AS DESCRIBED IN GS-22-008.



DO NOT SCALE PRINT THIS INFORMATION IS CONFIDENTIAL AND IS DISCLOSED TO YOU ON CONDITION THAT NO FURTHER DISCLOSURE IS MADE BY YOU TO OTHER THAN FCI PERSONNEL WITHOUT WRITTEN AUTHORIZATION FROM FCI JAPAN K.K.

SHEET INDEX	ISSUE	G											FCI	
SH NO.	SH NO.	1												
TOLERANCES UNLESS OTHERWISE SPECIFIED			MAT	DR	DATE	CUSTOMER COPY	TITLE					MINITEK TERMINAL (AWG 26- 30)		
SEE NOTE			SEE NOTE	R. Shouji	8/31/05	COPY	PRODUCT FAMILY					SMTs - MINITEK COMM COMP HPL577		
LINEAR			FINISH	ENGR	DATE	THIRD ANGLE PROJ	SCALE					SIZE	DWG. NO.	
ANGLES			—H—	S. Audean	8/31/05	UNIT	10/1					B	77138	
				APPD	DATE	MM	REV					SHEET		
				S. Audean	8/31/05	INCH	G					1 OF 1		