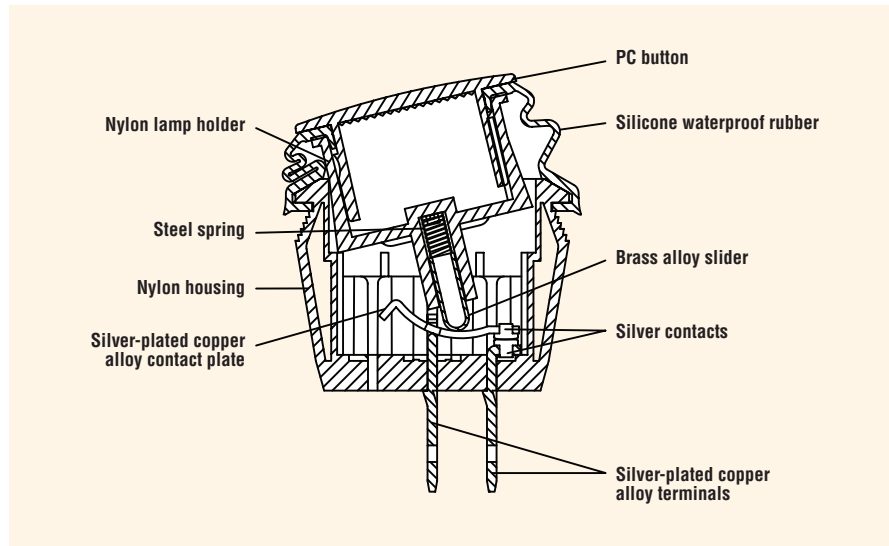


WATERPROOF DOUBLE-POLE ROCKER SWITCH

KD Series

Features

- Enclosed switch complying to IP56
- Lighted and non-lighted versions
- Snap-in mounting
- Mechanical life: 100,000 cycles
- DC electrical life: 25,000 cycles



Electrical Ratings

Switch Series	VDC	UL1054 Rating	Electrical Life at Rated Load According to UL (Min. Operations)
KD	20A 14VDC; 10A 28VDC	16A 125VAC; 10A 250VAC	6,000

Specifications

Electrical

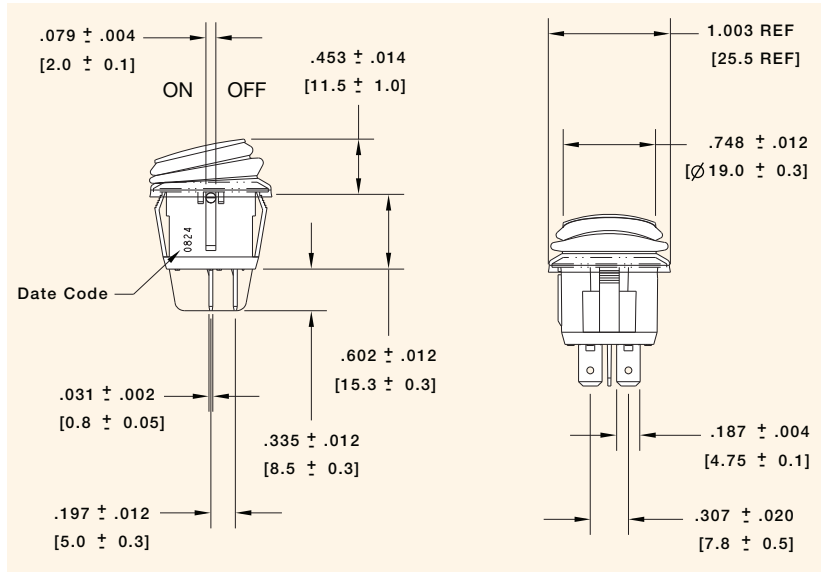
Dielectric Strength:	1500VAC for 1 minute
Insulation Resistance:	10 ⁸ ohms min at 500VDC
Initial Contact Resistance:	0.050 ohms max
Temperature Rating:	-25°C to +85°C

Materials

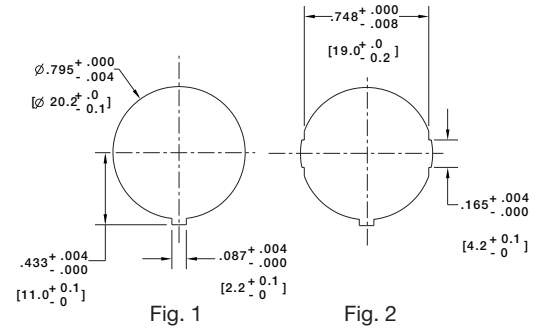
Actuator:	Polycarbonate 94V-2
Housing:	Nylon 66 94V-2
Spring:	Steel
Contacts:	Silver Alloy
Movable Arm:	Silver-plated Copper Alloy
Terminals:	Silver-plated Copper Alloy
Waterproof Rubber:	Silicone



Dimensions inches (mm)



Panel Cut-Out Dimensions for Panel Thickness inches (mm)



Mounting Holes	
Fig.	Panel Thickness
1	.059 to .098 (1.5 to 2.5)
2	.028 to .098 (0.7 to 2.5)

Examples of Common Part Numbers and Descriptions inches (mm)

Part Number	Circuitry	Switch Function	Terminal Type	Actuator/Housing Color	Legend Marking
KDH3ANA1BBB		On - Off	0.187 (4.75) Quick Connect	Black/Black	
KDH3ALA2RBB		On - Off (Illuminated)	0.187 (4.75) Quick Connect	Red/Black (Red Lens)	
KDH3BNA1BBB		On - On	0.187 (4.75) Quick Connect	Black/Black	
KDH3CNA1BBB		On - Off - On	0.187 (4.75) Quick Connect	Black/Black	

Ordering Information

