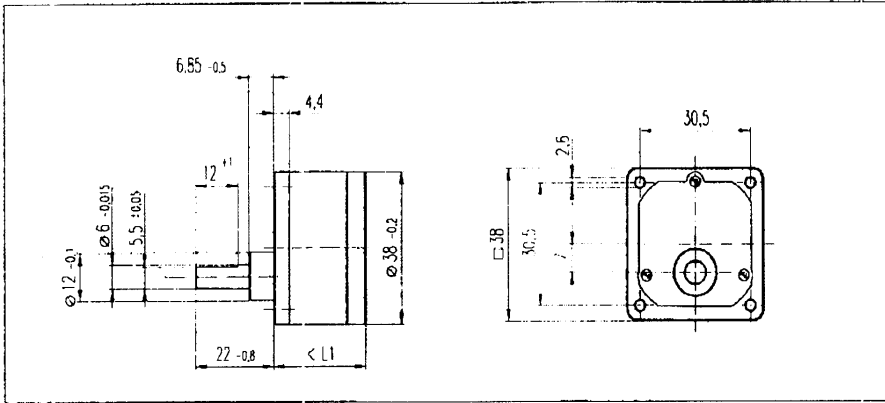


Spur Gearhead GS 3B

Ø38 mm, 0.1-0.6 Nm

Technical Data

Spur Gearhead	straight teeth
Output shaft	stainless steel
Bearing at output	sleeve bearing
Radial play, 5 mm from bearing	max. 0.1 mm
Axial play	0.03 - 0.2 mm
Max. perm. radial load, 5 mm from bearing	50 N
Max. permissible axial load	30 N
Max. permissible force for press fits	500 N
Average backlash no load	2°
Backlash at nominal load torque	3°
Recommended input speed	< 5000 rpm
Recommended temperature range	-5/+80°C



Gearhead Data

Order number		110451	110452	110453	110454	110455	110456	110457	110458	110459
1 Reduction		6 : 1	10 : 1	18 : 1	30 : 1	60 : 1	100 : 1	200 : 1	500 : 1	900 : 1
2 Reduction absolute		6	10	18	30	60	100	200	500	900
3 Number of stages		2	2	3	3	4	4	5	6	6
4 Max. continuous torque at gear output	Nm	0.1	0.1	0.2	0.2	0.6	0.6	0.6	0.6	0.6
5 Intermittently permissible torque at gear output	Nm	0.3	0.3	0.6	0.6	1.8	1.8	1.8	1.8	1.8
6 Sense of rotation, drive to output		=	=	≠	≠	=	=	≠	=	=
7 Max. efficiency	%	81	81	73	73	66	66	59	53	53
8 Weight	g	55	55	60	60	65	65	70	75	75
9 Gearhead length L1	mm	20.7	20.7	23.2	23.2	25.7	25.7	28.2	30.7	30.7



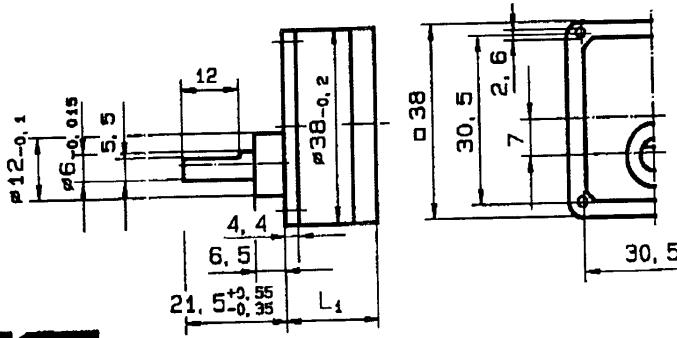
Stock program
 Standard program
 Special program (on request!)

Combinations

+ Motor	Page	+ Tacho	Page	Overall length [mm]														
S 2325, 6 W	71/72			65.4	65.4	67.9	67.9	70.4	70.4	72.9	75.4	75.4						
S 2325, 6 W	72	DC-Tacho 22	173	86.7	86.7	89.2	89.2	91.7	91.7	94.2	96.7	96.7						
S 2325, 6 W	72	Digital Encoder 22	174	81.3	81.3	83.8	83.8	86.3	86.3	88.8	91.3	91.3						
S 2325, 6 W	72	Digital Encoder HED_55_	176/178	85.2	85.2	87.7	87.7	90.2	90.2	92.7	95.2	95.2						
S 2332, 11 W	73/74			65.8	65.8	68.3	68.3	70.8	70.8	73.3	75.8	75.8						
S 2332, 11 W	74	DC-Tacho 22	173	82.7	82.7	85.2	85.2	87.7	87.7	90.2	92.7	92.7						
S 2332, 11 W	74	Digital Encoder 22	174	82.3	82.3	84.8	84.8	87.3	87.3	89.8	92.3	92.3						
S 2332, 11 W	74	Digital Encoder HED_55_	177/179	85.5	85.5	88.0	88.0	90.5	90.5	93.0	95.5	95.5						
F 2143, 4 W	88			64.7	64.7	67.2	67.2	69.7	69.7	72.2	74.7	74.7						
F 2143, 6 W	89/90			68.7	68.7	71.2	71.2	73.7	73.7	76.2	78.7	78.7						
F 2143, 6 W	90	Digital Encoder 22	175	86.3	86.3	88.8	88.8	91.3	91.3	93.8	96.3	96.3						
A-mat: 26	109-116			65.4	65.4	67.9	67.9	70.4	70.4	72.9	75.4	75.4						
A-mat: 26	109-115	Digital Magnetic Encoder 13	184	72.5	72.5	75.0	75.0	77.5	77.5	80.0	82.5	82.5						
A-mat: 26	110-116	Digital Encoder 22	175	79.9	79.9	82.4	82.4	84.9	84.9	87.4	89.9	89.9						
A-mat: 26	110-116	Digital Encoder HED_55_	177/179	83.8	83.8	86.3	86.3	88.8	88.8	91.3	93.8	93.8						
A-mat: 32	117-119			80.7	80.7	83.2	83.2	85.7	85.7	88.2	90.7	90.7						
A-mat: 32	118/120	Digital Encoder HED_55_	177/179	99.1	99.1	101.6	101.6	104.1	104.1	106.6	109.1	109.1						

Spur gearhead

29 38 . 80



Technical Data

Spur gearhead	straight teeth
Bearing at output	sleeve bearing
Radial play, 12 mm from flange	0.1 mm
Axial play	0.05–0.2 mm
Max. perm. radial load, 16 mm from flange	50 N
Max. permissible axial load	30 N
Max. permissible force for press fits	500 N
Average backlash no load	2°
Backlash at nominal load torque	3°
Efficiency per stage	~ 90%
Recommended input speed	< 5000 rpm
Recommended temperature range	-5/+80°C

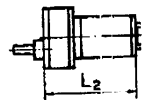
29 38 . 80

Gearhead Order Number	Reduction	No. of stages	max. Torque		Sense of direction	Weight g	L ₁ mm	L ₂ mm	L ₃ mm	L ₄ mm	L ₅ mm	L ₆ mm	L ₇ mm	L ₈ mm	L ₉ mm
			contin- uous Nm	inter- mittent Nm											
293E.802-0006.0-000	6:1	2	0.1	0.3	=	55	20.7	65.4	86.7	81.5	85.15	65.75	82.65	81.6	85.5
293E.802-0010.0-000	10:1	2	0.1	0.3	=	55	20.7	65.4	86.7	81.5	85.15	65.75	82.65	81.6	85.5
293E.803-0018.0-000	18:1	3	0.2	0.6	≠	60	23.2	67.9	89.2	84.0	87.65	68.25	85.15	84.1	88.0
293E.803-0030.0-000	30:1	3	0.2	0.6	≠	60	23.2	67.9	89.2	84.0	87.65	68.25	85.15	84.1	88.0
293E.804-0060.0-000	60:1	4	0.3	0.9	=	65	25.7	70.4	91.7	86.5	90.15	70.75	87.65	86.6	90.5
293E.804-0100.0-000	100:1	4	0.6	1.8	=	65	25.7	70.4	91.7	86.5	90.15	70.75	87.65	86.6	90.5
293E.805-0200.0-000	200:1	5	0.6	1.8	≠	70	28.2	72.9	94.2	89.0	92.65	73.25	90.15	89.1	93.0
293E.806-0500.0-000	500:1	6	0.6	1.8	=	75	30.7	75.4	96.7	91.5	95.15	75.75	92.65	91.6	95.5
293E.806-0900.0-000	900:1	6	0.6	1.8	=	75	30.7	75.4	96.7	91.5	95.15	75.75	92.65	91.6	95.5

+ Motor Order Number

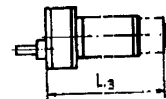
23 26 62 . 2 1 6 - 2 0 0

Basic motor 2326...-12.216-200
see page 26-27



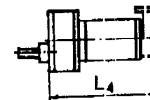
23 26 74 . 2 3 6 - 2 0 0

Basic motor 2326...-52.236-200
see page 26-27



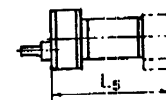
23 26 74 . 2 3 6 - 2 0 0

Basic motor 2326...-52.236-200
see page 26-27



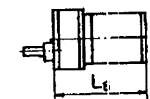
23 26 74 . 2 3 6 - 2 0 0

Basic motor 2326...-52.236-200
see page 26-27



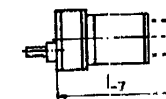
23 32 62 . 2 5 7 - 2 0 0

Basic motor 2332...-12.257-200
see page 28



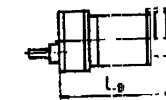
23 32 72 . 2 7 7 - 2 0 0

Basic motor 2332...-55.277-200
see page 28



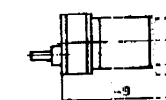
23 32 74 . 2 7 7 - 2 0 0

Basic motor 2332...-55.277-200
see page 28



23 32 74 . 2 7 7 - 2 0 0

Basic motor 2332...-55.277-200
see page 28



+ Tacho/Encoder

DC-Tacho
Details see page 72

28 22 . 800

Digital Encoder
Details see page 74

34 16

Digital Encoder
HP HEDS 5010
Details see page 77

34 07

DC-Tacho
Details see page 72

28 22 . 800

Digital Encoder
Details see page 75

34 16

Digital Encoder
HP HEDS 5010
Details see page 78

34 07

continued on page 67