

Type: **LS-02**

Article No.: **266107**

Sales text **Limit switch with Plunger, 2 n.c.**

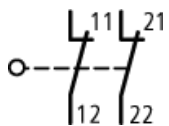


Basic unit

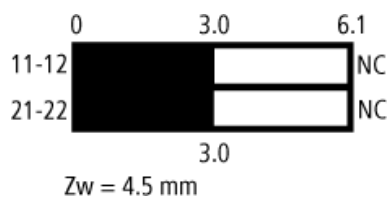
Ordering information

Description			Expandable with operating heads
Auxiliary contacts: = safety function, by positive opening to IEC/EN 60947-5-1			
N/C = Normally closed			2 N/C
Housing			Insulated material
Terminal connection			Cage Clamp

Contact sequence



Contact diagram



Colour of enclosure cover



Notes concerning the table header

Contact travel

- = contact closed
- = contact open
- ▒ = setting range

Notes concerning the product group

Cage Clamp is a registered trademark of Wago Kontakttechnik, 32432 Minden, Germany.

General

Standards			IEC/EN 60947
Climatic proofing			Damp heat, constant, to IEC 60068-2-78; damp heat, cyclical, to IEC 60068-2-30
Ambient temperature		°C	... 25...+70
Mounting position			As required
Protection type			IP66, IP67
Terminal capacity of screw terminal and Cage Clamp			
Solid		mm ²	1 × (0.5 – 2.5)
Flexible with ferrules to DIN 46228		mm ²	1 × (0.5 – 1.5)

Contacts/switching capacity

Rated impulse withstand voltage	U_{imp}	V AC	4000
Rated insulation voltage	U_i	V	400
Overvoltage category/pollution degree			III/3
Rated operational current			
AC-15			
24 V	I_e	A	6
230 V/240 V	I_e	A	6
400 V/415 V	I_e	A	4
DC-13			
24 V	I_e	A	3
110 V	I_e	A	0,8
220 V	I_e	A	0,3
Control circuit reliability			

at 24 V DC/5 mA	H _F	Fault probability	< 10 ⁻⁷ , < 1 fault in 107 operations
at 5 V DC/1 mA	H _F	Fault probability	< 10 ⁻⁶ , < 1 failure at 5 × 10 ⁶ operations
Supply frequency		Hz	max. 400
Short-circuit rating to IEC/EN 60947-5-1			
max. fuse		A gG/gL	6
Repetition accuracy		mm	0,02
Mechanical variables			
Lifespan			
Standard-action contact	Operations	× 10 ⁶	8
Snap-action contact	Operations	× 10 ⁶	8
Contact temperature of roller head		°C	100
Mechanical shock resistance (half-sinusoidal shock, 20 ms)			
Standard-action contact		g	25
Operating frequency	Operations/h		6000
Actuation			
Mechanical			
Actuating force at beginning/end of stroke			
Basic units		N	1.0/8.0
LS(M)-XP		N	1.0/8.0
LS(M)-XL		N	1.0/8.0
LS(M)-XLA		N	1.0/8.0
Actuating torque of rotary drives		Nm	0,2
Max. operating speed with DIN cam			
Basic units for angle of actuation	= 0°/30°	m/s	1/0.5
LS(M)-XRL for angle of actuation	= 0°	m/s	1,5
LS(M)-XRLA for angle of actuation	= 30°, L = 125 mm	m/s	1,5
LS(M)-XRR for	L = 130 mm	m/s	1,5
LS(M)-XL for angle of actuation	= 30°/45°	m/s	1
LS(M)-XLA for angle of actuation	= 30°/45°	m/s	1
LS(M)-XP for angle of actuation	= 0°/30°	m/s	1/1
Notes			

Notes

Cage Clamp is a registered trademark of Wago Kontakttechnik, 32423 Minden, Germany.

Accessories for the Cage Clamp terminals from Wago:

Jumper insert, grey, Wago article no. 264-402

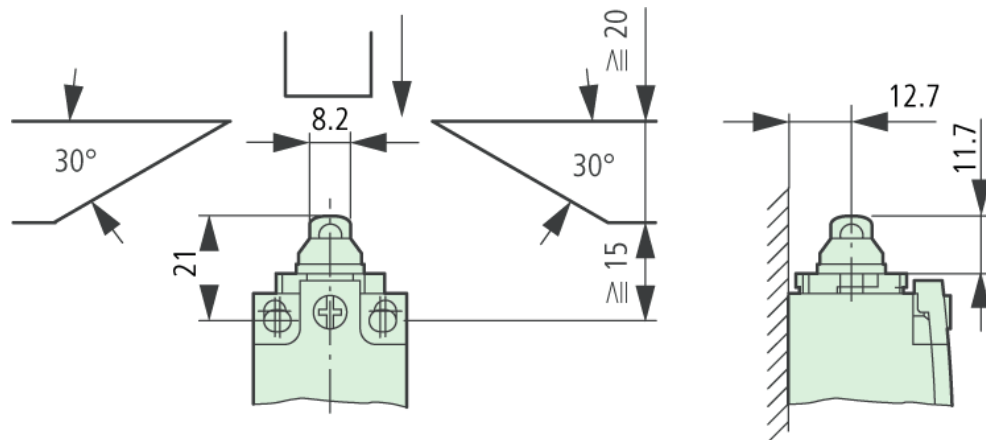
Tightening torque of cover screws: $0.8 \text{ Nm} \pm 0.2 \text{ Nm}$

only with LS (insulated version)

Fixing screws 2 x M4 30

$M_A = 1.5 \text{ Nm}$

Dimensions



Moeller GmbH, Hein-Moeller-Str. 7-11, D-53115 Bonn

E-Mail: catalog@moeller.net, Internet: www.moeller.net, <http://catalog.moeller.net>

Copyright 2006 by Moeller GmbH. HPL-C2007G V2.1