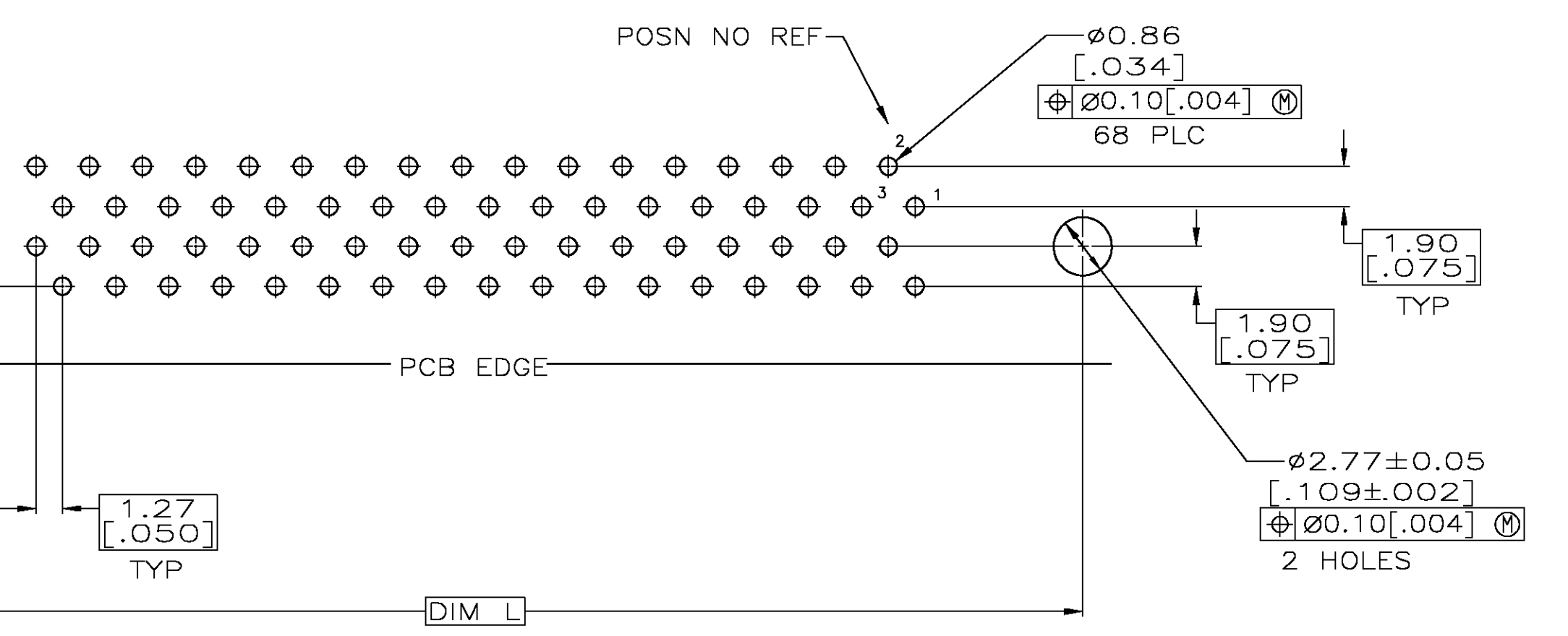
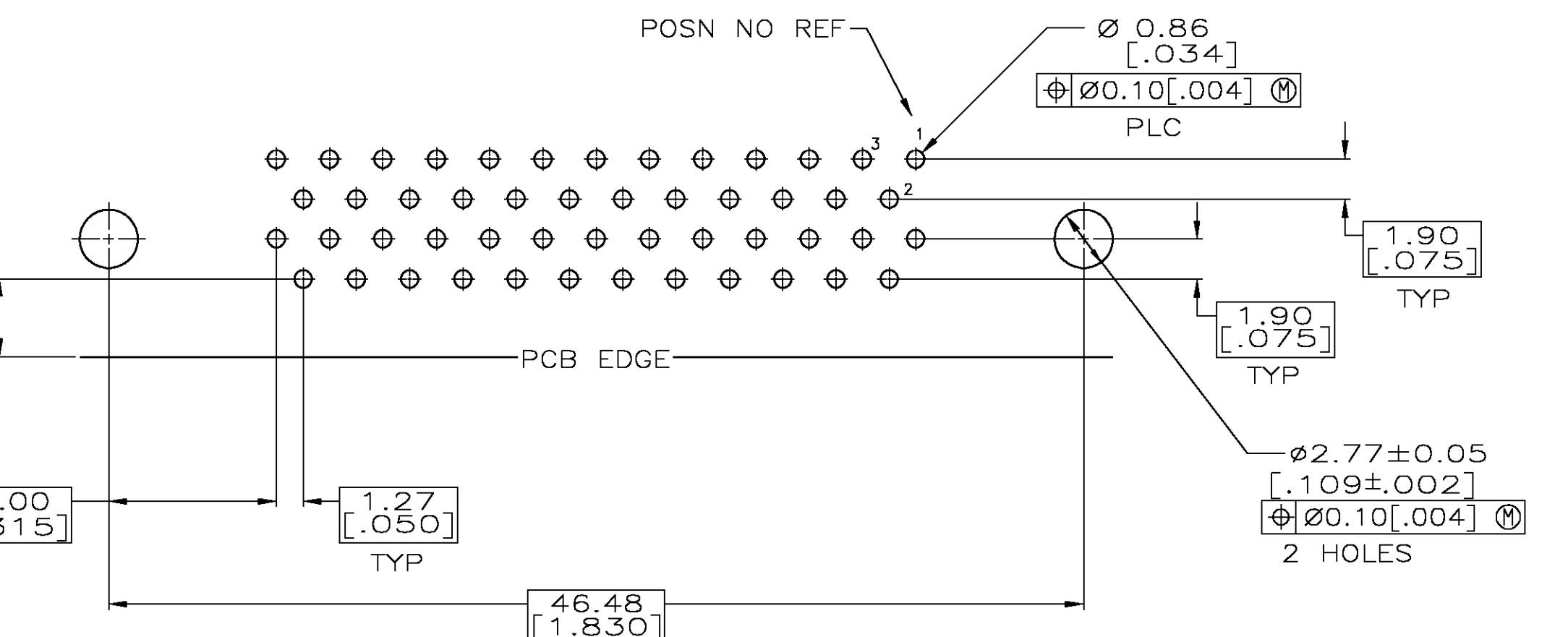
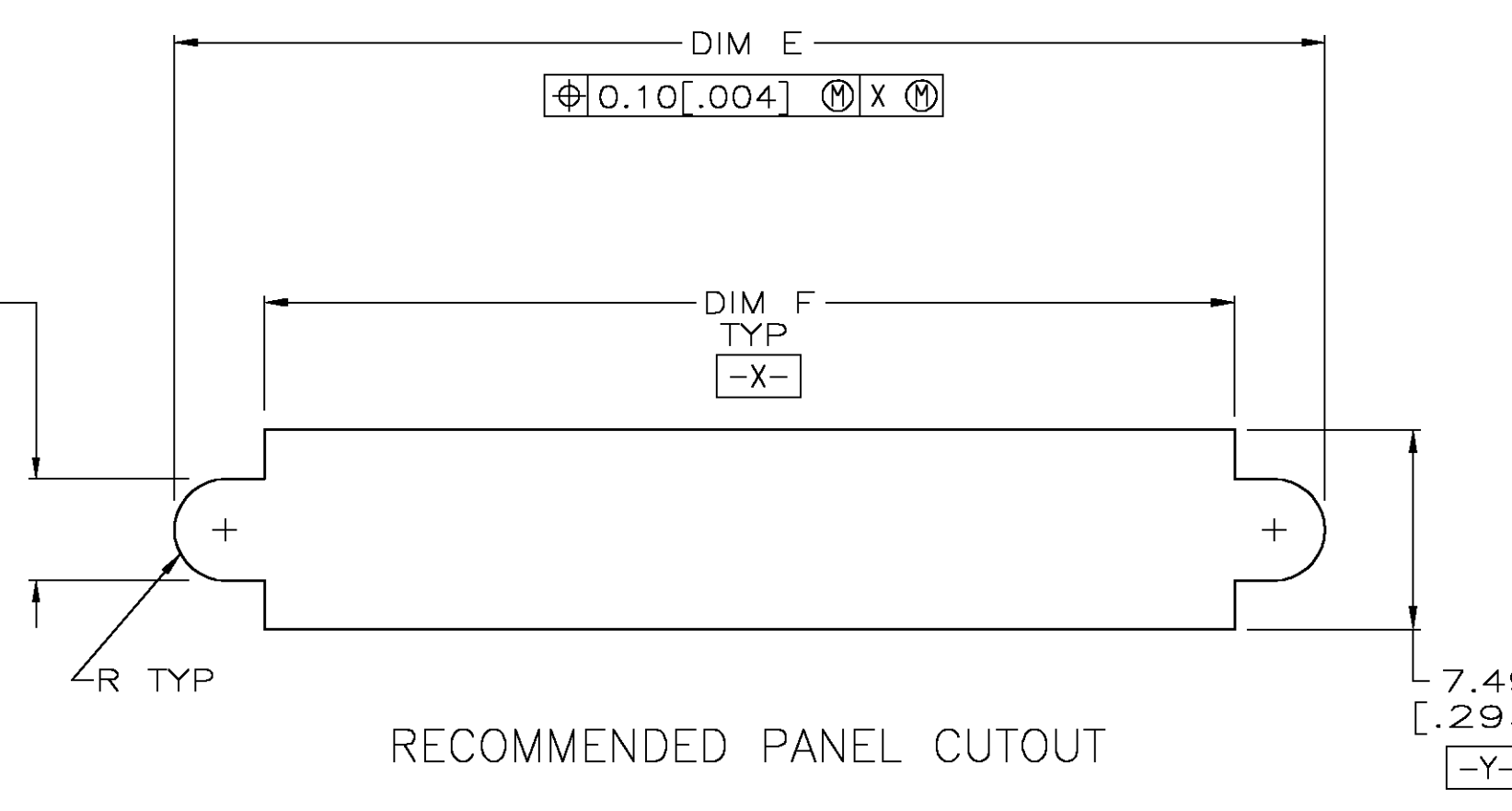
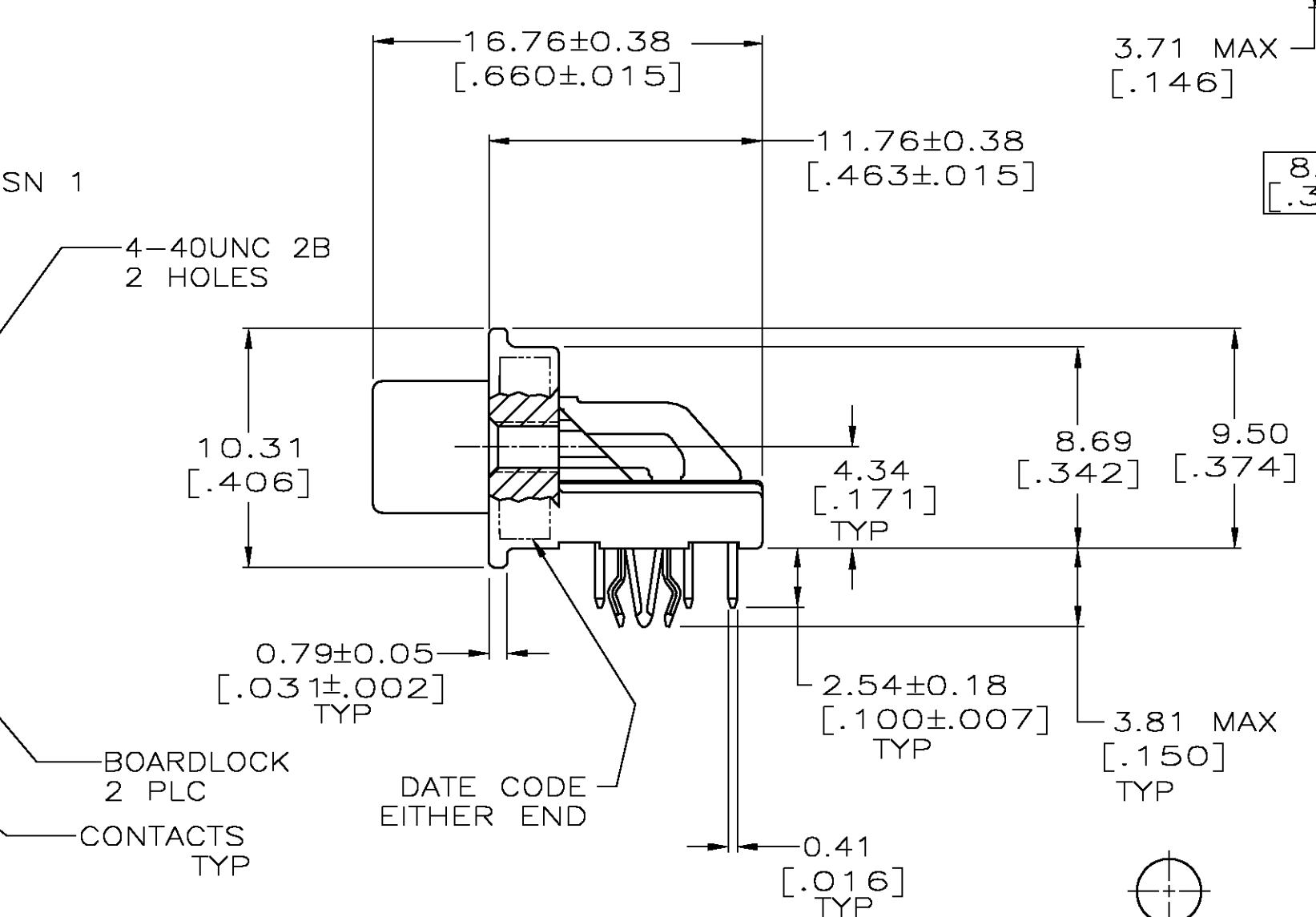


- ▲ CONTACTS: 0.76µm [.000030] MIN GOLD FOR A LENGTH OF 0.64 [.025] MAX, 0.13 [.005] MIN FROM MATING END, 3.81µm [.000150] MIN TIN ON OPPOSITE END FOR A LENGTH OF 2.72 [.107] MIN, BOTH OVER 1.27µm [.000050] MIN NICKEL.
- ▲ CONTACTS: PHOSPHOR BRONZE; HOUSING & PIN SPACER: UL 94V-0 RATED, THERMOPLASTIC, BLACK; BRACKET: ZINC; SHELL: CARBON STEEL; BOARDLOCKS: COPPER ALLOY.
- ▲ SHELL: 5.08µm [.000200] MIN NICKEL OVER 1.27µm [.000050] MIN COPPER.
- ▲ BRACKET: 2.54µm [.000100] MIN NICKEL OVER 5.08µm [.000200] COPPER.
- ▲ BOARDLOCKS: 5.08µm [.000200] MIN TIN OVER 1.27µm [.000050] MIN NICKEL.



T	78.23 [3.080]	0.64 [.025]	69.44 [2.734]	82.04 [3.230]	84.20 [3.315]	66.45 [2.616]	78.23 [3.080]	100	5787170-9
T	57.91 [2.280]	0.64 [.025]	49.12 [1.934]	61.72 [2.430]	63.88 [2.515]	46.13 [1.816]	57.91 [2.280]	68	5787170-7
S	-	1.27 [.050]	37.69 [1.484]	50.29 [1.980]	52.45 [2.065]	34.70 [1.366]	46.48 [1.830]	50	5787170-5
T	40.13 [1.580]	0.64 [.025]	36.78 [1.448]	43.56 [1.715]	46.10 [1.815]	28.35 [1.116]	40.13 [1.580]	40	5787170-4
PC BOARD PATTERN	L	G	F	E	D	B	A	NO OF POSN	PART NUMBER

THIS DRAWING IS A CONTROLLED DOCUMENT.

DIMENSIONS:	mm [INCHES]	APVD	02-14-05	NAME	M. WALMSLEY
TOLERANCES UNLESS OTHERWISE SPECIFIED:		CHK	02-14-05	PRODUCT SPEC	108-1228
Ø	±			APPLICATION SPEC	114-40029
PLC	±			WEIGHT	-
PLC	±			SIZE	A1
PLC	±			SCALE	4:1
PLC	±			CUSTOMER DRAWING	

DN: G. ATTADIA - DOCKS
 Gerace
 Tyco Electronics Corporation
 Harrisburg, PA 17105-3608
 RECEPTACLE ASSEMBLY, SHIELDED, RIGHT ANGLE, .050 SERIES, AMPLIMITE
 DATE: 02-14-05
 DRAWING NO: 5787170
 SHEET 1 OF 1