

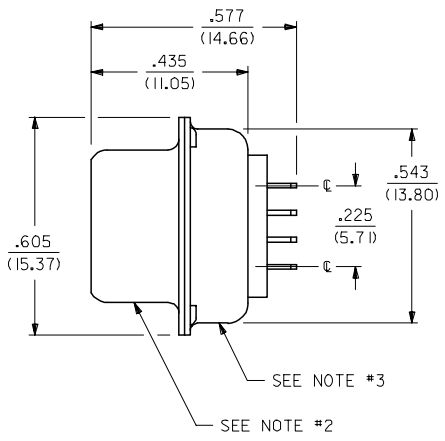
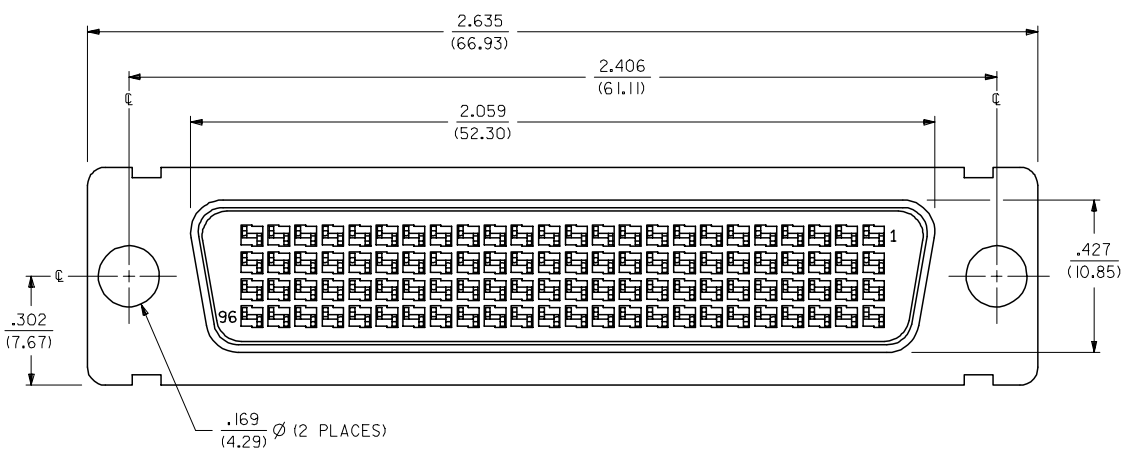
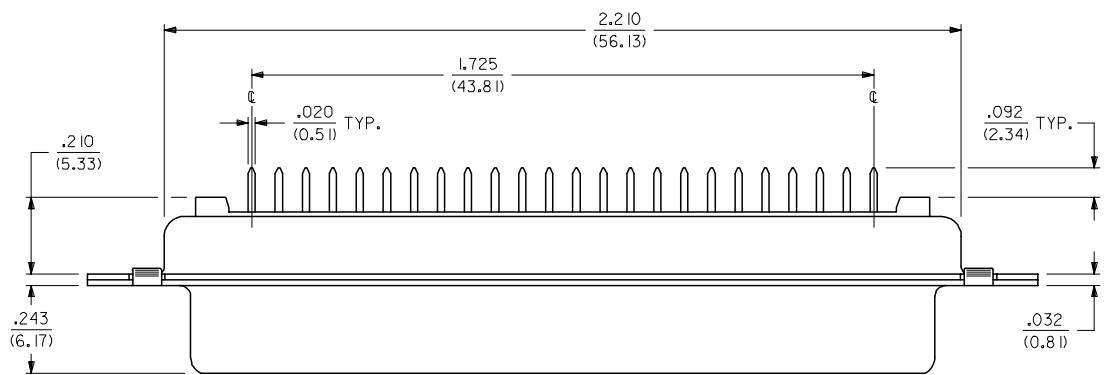
13 12 11 10 9 8 7 6 5 4 3 2 1

J
I
H
G
F
E
D
C
B
A

J
I
H
G
F
E
D
C
B
A

NOTES:

- 1) CONNECTOR MATERIALS:
HOUSING AND INSERT-MOLDED STICKS ARE MADE OF GLASS FILLED LCP, U.L. 94 V-0, COLOR IS BLACK; TERMINALS ARE .013/ (0.33) THICK BERYLLIUM COPPER; TERMINAL PLATING IS .000030/ (.00076) MIN. GOLD IN CONTACT AREA, AND .000100/ (.00254) MIN. TIN ON P.C. TAILS, OVER NICKEL UNDERPLATE OVERALL.
- 2) FRONT SHELL:
DRAW QUALITY STEEL, .016/ (0.41) THICK; PLATING: SEE TABLE
FINISH:
BRIGHT TIN: 150-250 MICROINCHES/ (3.81-6.35 MICROMETERS) BRIGHT TIN OVER 50-150 MICROINCHES/ (1.27-3.81 MICROMETERS) NICKEL OVER COPPER FLASH OVERALL (OPTIONAL).
BRIGHT NICKEL: 100-175 MICROINCHES/ (2.54-4.44 MICROMETERS) BRIGHT NICKEL OVER 50 MICROINCHES/ (1.27 MICROMETERS) MAXIMUM COPPER OVERALL.
- 3) BACK SHELL:
DRAW QUALITY STEEL, .016/ (0.41) THICK;
FINISH: 150-250 MICROINCHES/ (3.81-6.35 MICROMETERS) BRIGHT TIN OVER 50-150 MICROINCHES/ (1.27-3.81 MICROMETERS) NICKEL OVER COPPER FLASH OVERALL (OPTIONAL).
- 4) ALL DIMENSIONS ARE SHOWN FOR REFERENCE ONLY UNLESS SPECIFIED OTHERWISE.
- 5) THIS CONNECTOR CONFORMS TO PRODUCT SPECIFICATION PS-70660.
- 6) THE PRIMARY SHIPPING CARTON WILL BE LABELED "COMPLIANT TO ROHS DIRECTIVE 2002/95/EC AND ELV ANNEX II OF DIRECTIVE 2000/53/EC". CARTONS WITHOUT THIS LABEL MAY CONTAIN PRODUCT WITH LEAD.
- 7) PART COMPLIES WITH CLASS B OF COSMETIC SPECIFICATION PS-45499-002



EDP NUMBER	FRONT SHELL PLATING
051-26-0001	BRIGHT TIN
70660-8001	BRIGHT NICKEL

ADD NOTE 7 EC NO: UCP2006-3051 DRAWN BY: BARRA 2006/07/10 CHKD: BORGAN 2006/07/10 APPR: SMILLER 2006/07/11 REV	QUALITY SYMBOLS	DESCRIPTION
	◻=0	
	◻=0	

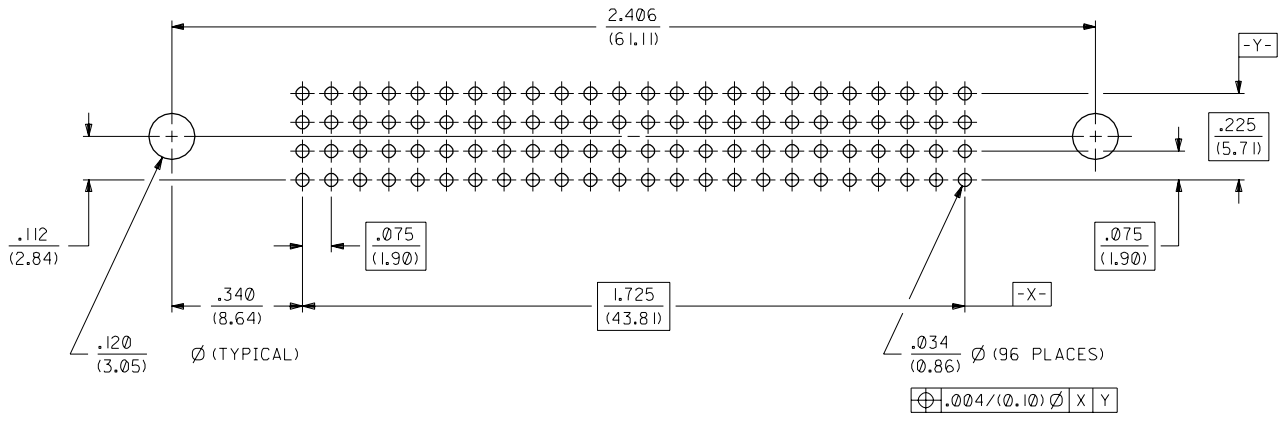
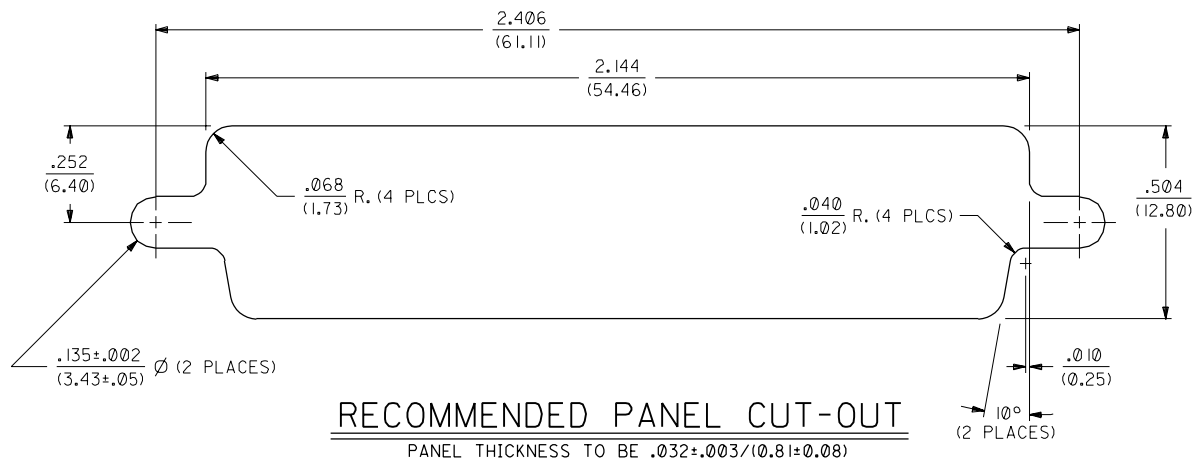
GENERAL TOLERANCES (UNLESS SPECIFIED)	
mm	INCH
4 PLACES ± .005	± .0004
3 PLACES ± .005	± .0004
2 PLACES ± .005	± .0004
1 PLACE ± .005	± .0004
ANGULAR ±1/2°	
DRAFT WHERE APPLICABLE MUST REMAIN WITHIN DIMENSIONS	

DIMENSION STYLE	
IN/MM	
DRAWN BY	DATE
GLT	1991/09/30
CHECKED BY	DATE
CAB	1991/09/30
APPROVED BY	DATE
CAB	1991/09/30
MATERIAL NO.	DOCUMENT NO.
SEE TABLE	SDA-70660-1001

SCALE 4:1	DESIGN UNITS INCH	THIRD ANGLE PROJECTION
LFH, .075 PITCH, 96 CIRCUIT, VERTICAL I/O RECEPTACLE CONNECTOR		
molex MOLEX INCORPORATED		
SHEET NO. 1 OF 2		

2	D
1	G
SHT	REV

12 11 10 9 8 7 6 5 4 3 2 1



DIMENSIONS SHOWN (METRIC) INCH		▽ = 0 ▼ = 0		REVISE ONLY ON CAD SYSTEM	
UNLESS OTHERWISE SPECIFIED TOLERANCES ANGULAR ± 0.009 1P		TITLE		LFH, .075 PITCH, 96 CKT., VERTICAL I/O RECEPTACLE CONNECTOR (SALES DRAWING)	
INCH METRIC		MOLEX INCORPORATED		SHEET NO. DATE	
3 PLACE ± .003		L1SLE,ILL. 60532 U.S.A.		2 06/05/96	
2 PLACE ± ± 0.08		PART NO.		DRAWG. NO.	
1 PLACE ± ±		SEE SHEET #1		SDA-70660-1001	
DRAFT WHERE APPLICABLE MUST REMAIN WITHIN DIMENSIONS		FILE NAME		DIV. SIZE	
DRAWN BY SCHMIDGALL		SD70660V3		DA	
CHK'D BY GWF		DCN		THIS DRAWING CONTAINS INFORMATION THAT IS PROPRIETARY TO MOLEX INC. AND SHOULD NOT BE USED WITHOUT WRITTEN PERMISSION.	
APP'D BY GWF		SCALE 4:1			