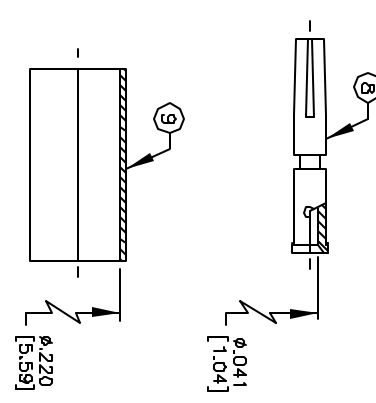
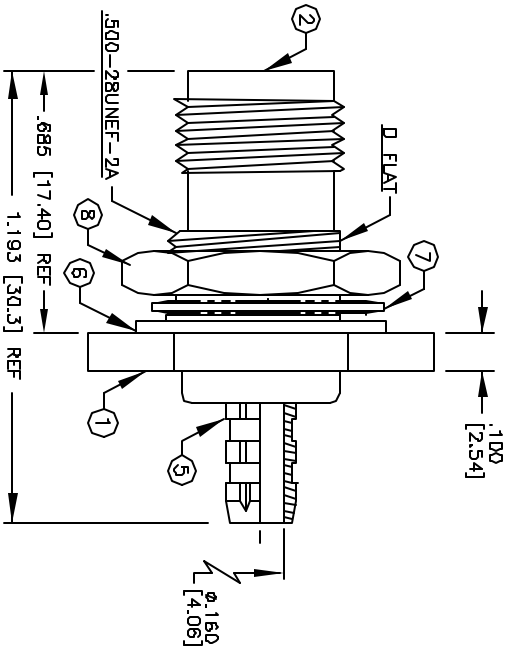
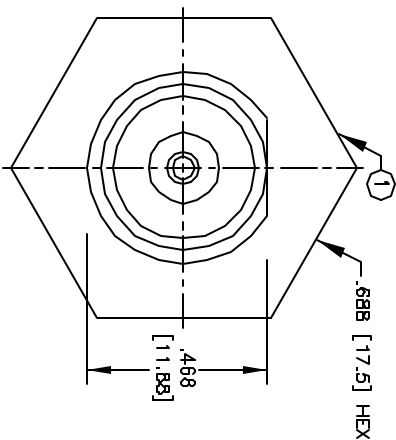


© COPYRIGHT 1998 BY SPC TECHNOLOGY. ALL RIGHTS RESERVED. NO PORTION OF THIS PUBLICATION, WHETHER IN WHOLE OR IN PART CAN BE REPRODUCED WITHOUT THE EXPRESS WRITTEN CONSENT OF SPC TECHNOLOGY.

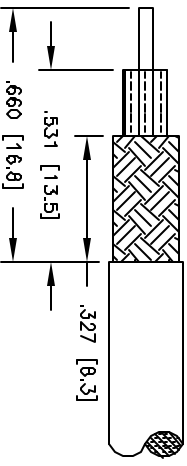
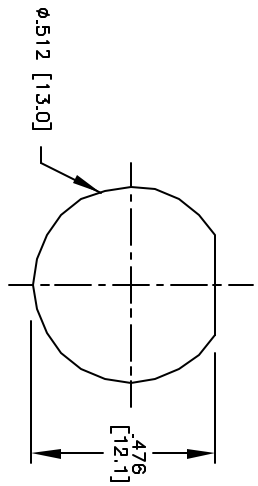
REVISIONS		DOC. NO. SPC-F005, Total Pages: 2						
DCP #	REV	DESCRIPTION	DRAWN	DATE	CHECKD	DATE	APPRVD	DATE
129	A	RELEASED	DJC	3/11/98	JC	7/16/98	JMM	7/15/98



SPECIFICATIONS:

IMPEDANCE: 50 OHMS
 WORKING VOLTAGE: 500 VRMS @ SEA LEVEL
 FREQUENCY RANGE: 0-7 GHz
 INSERTION LOSS: ≤ -2 dB @ 3 GHz
 VSWR MAX: 1.3:1 @ 3 GHz
 FOR RG-58, 58A, 58C, 141, 141A, 400/U, BELDEN 8240,
 8259, 8262, 9201, 9203, 9310, 9311,
 COMM/SCOPE 0268 & CUSHCRAFT ULTRALINK TL92463E

ITEM	DESCRIPTION	QTY	MATERIAL	FINISH
9	FERRULE	1	BRASS	NICKEL
8	HEX NUT	1	BRASS	NICKEL
7	LOCK WASHER	1	BRASS	NICKEL
6	GASKET	1	S.L. RUBBER	RED
5	FERRULE STUD	1	BRASS	NICKEL
4	DIELECTRIC	1	DELRIN	NONE
3	CONTACT	1	BRASS	GOLD
2	PRESS FIT BODY	1	BRASS	NICKEL
1	BODY	1	BRASS	NICKEL



SUGGESTED STRIPPING INSTRUCTIONS
 SUGGESTED CRIMP DIES: .088 & .213

DISCLAIMER
 ALL DIMENSIONS AND TECHNICAL INFORMATION CONTAINED HEREIN ARE BASED UPON INFORMATION AND/OR TESTS WE BELIEVE TO BE ACCURATE AND RELIABLE. SINCE CONDITIONS OF USE ARE BEYOND OUR CONTROL, THE USER SHALL DETERMINE THE SUITABILITY OF THE PRODUCT FOR THE INTENDED USE AND ASSUME ALL RISK AND LIABILITY WHATSOEVER IN CONNECTION THEREWITH.

SPC TECHNOLOGY

UNLESS OTHERWISE SPECIFIED, DIMENSIONS ARE FOR REFERENCE PURPOSES ONLY.

DRAWING TITLE: TNC FEMALE CRIMP BULKHEAD

DRAWN BY: DANIEL CAREY	DATE: 3/11/98	SIZE: A	DWG. NO.: 1541	ELECTRONIC FILE: 92N3387.DWG	REV: A
CHECKED BY: JOHN COLE	DATE: 7/15/98	SCALE: NTS	U.O.M.: INCHES [mm]	SHEET: 1	OF 1
APPROVED BY: JEFF MCVICKER	DATE: 7/15/98				