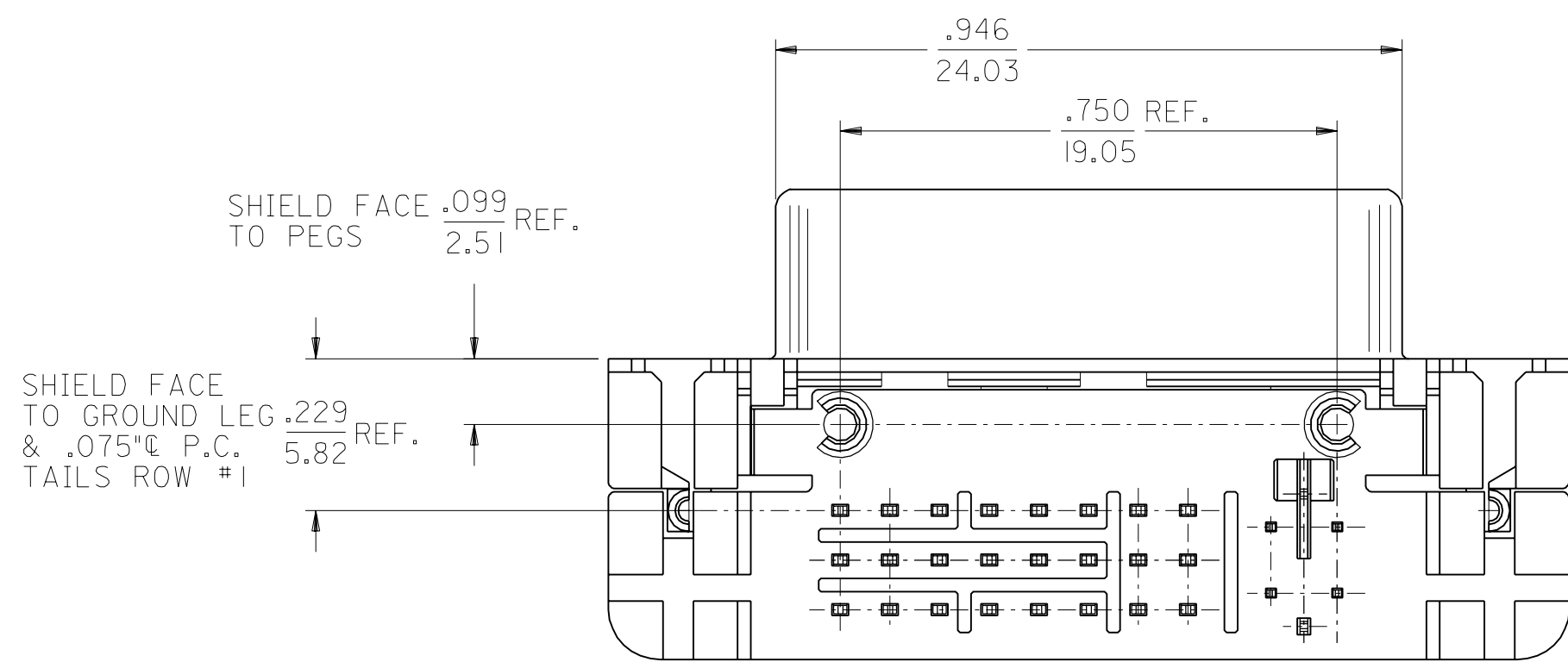
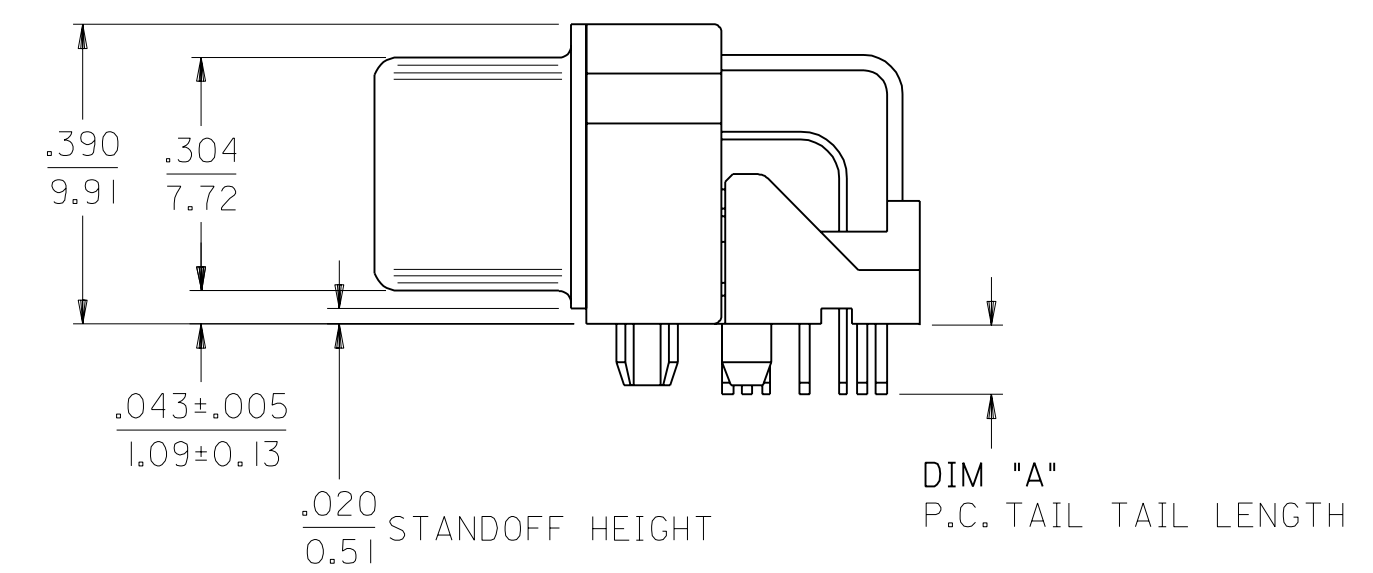
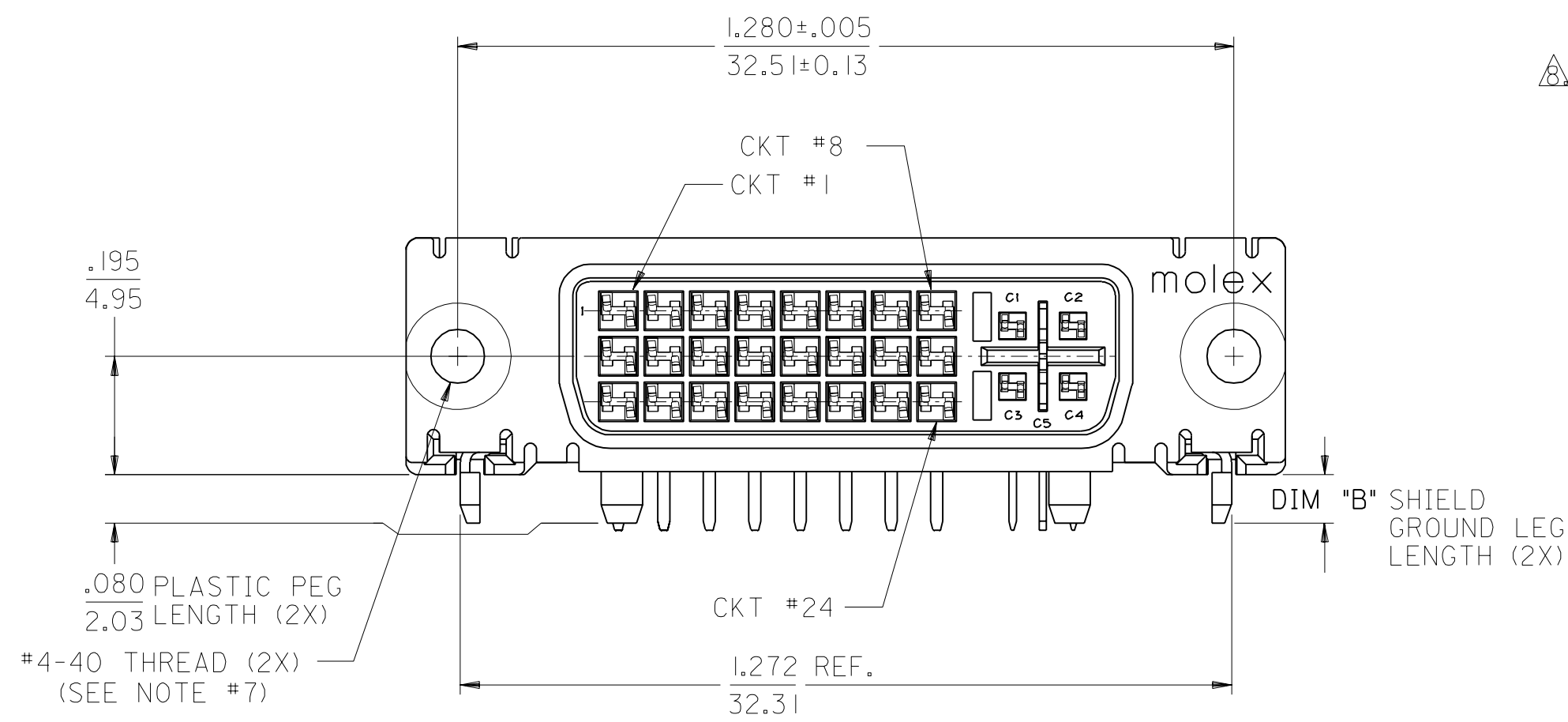


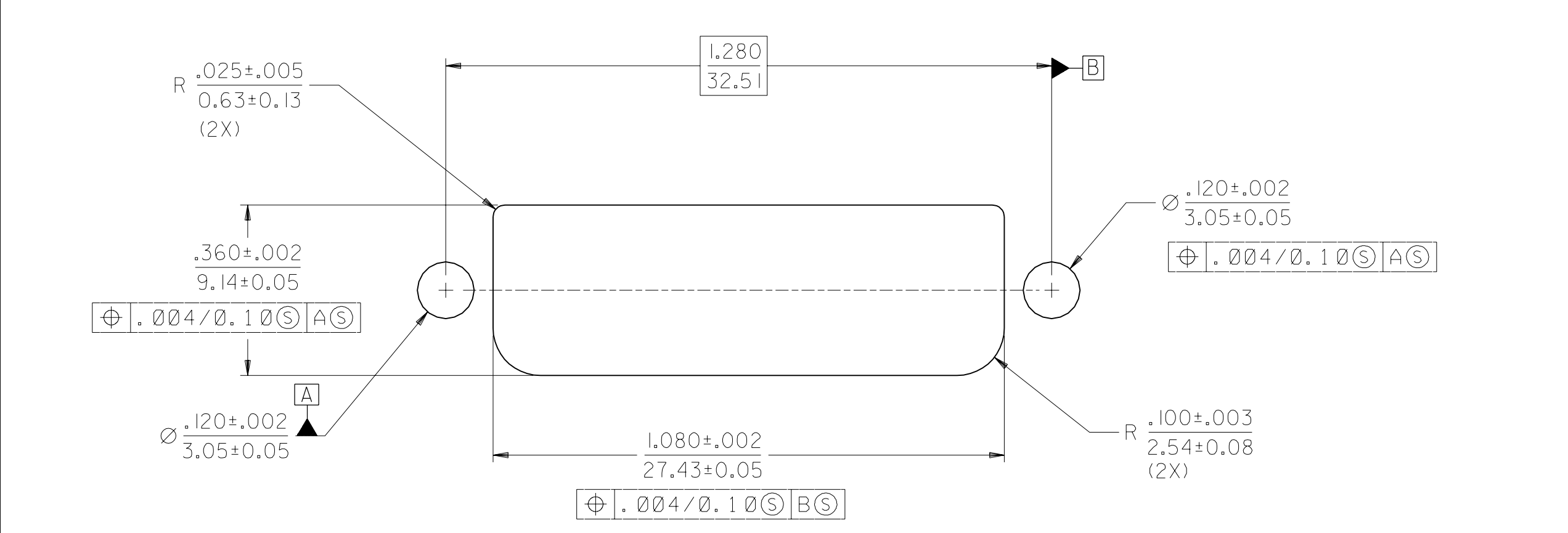
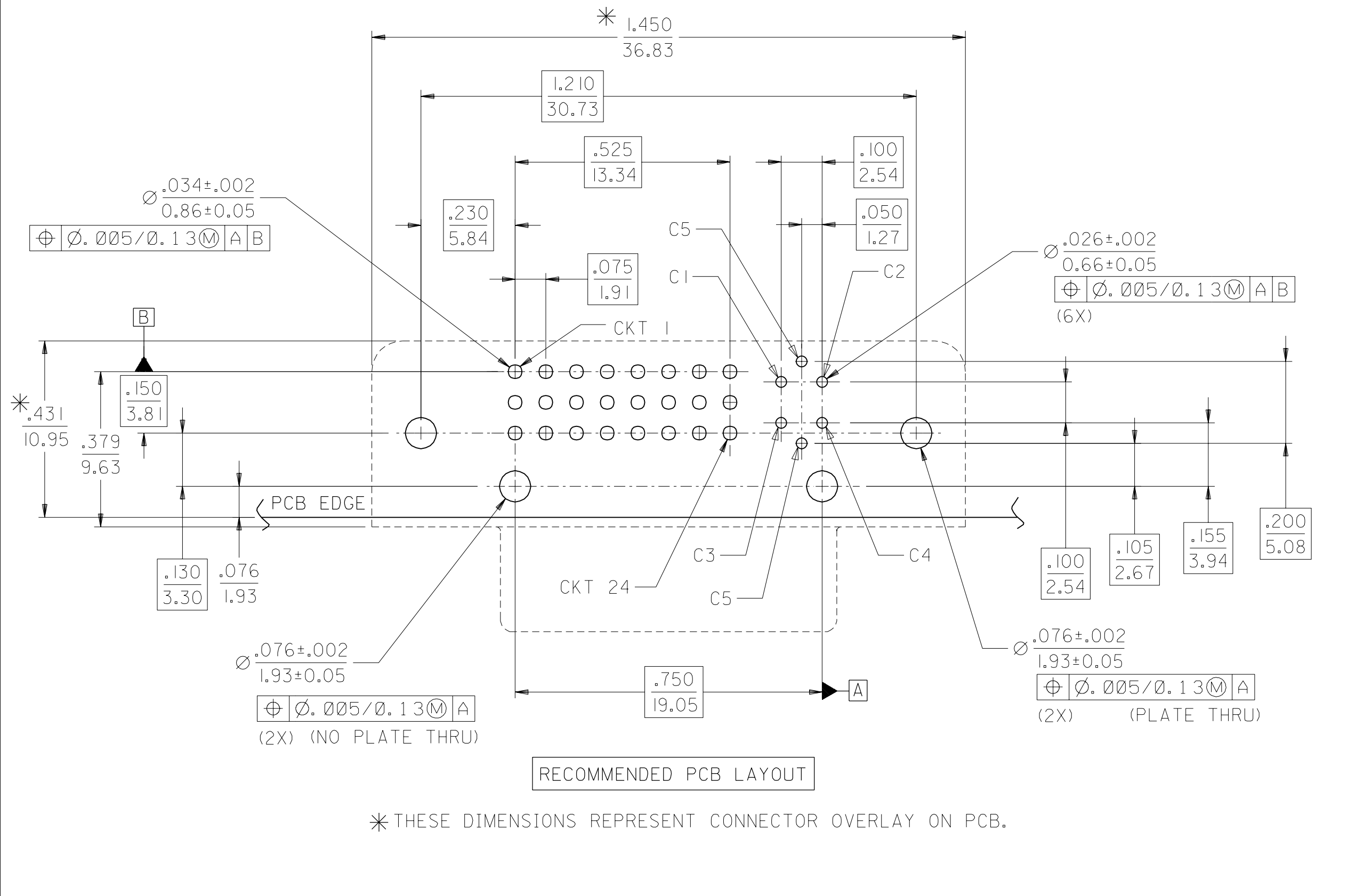
NOTES:

- MATERIALS:
SHIELD -- DEEP DRAW STEEL.
HOUSING -- GLASS FILLED POLYMER, NATURAL (WHITE), UL 94v-0.
TAIL ALIGNER -- GLASS FILLED POLYMER, NATURAL (WHITE), UL 94v-0.
CONTACTS -- COPPER ALLOY.
MICROCROSS GROUND -- COPPER ALLOY.
 - PLATING: SEE SHEET 2
 - PRODUCT CONFORMS TO MOLEX PRODUCT SPECIFICATION NUMBER PS-74320-001. REFER TO THIS SPECIFICATION FOR SPACING ON A P.C.B. OF TWO OR MORE CONNECTORS WHEN USING A CABLE OR AN ADAPTER ASSEMBLY.
 - SEE SHEET 2 FOR RECOMMENDED PANEL CUT-OUT AND P.C.B. LAYOUT.
 - PARTS WILL BE PACKAGED IN TRAYS PER PK-74320-010.
 - PRODUCT CONFORMS TO DDWG DVI SPECIFICATION. REFER TO THIS SPECIFICATION FOR CONNECTOR MATING DIMENSIONS.
 - RECOMMENDED MOUNTING HARDWARE IS MOLEX P/N 7178I-0001 OR 82007-0300 OR 88780-6066.
REFER TO PRODUCT SPECIFICATION NUMBER PS-74320-001 FOR THE APPLICATION TORQUE REQUIREMENT FOR ASSEMBLING MOUNTING HARDWARE.
- △ CAVITY ID AND MANUFACTURING PLANT CODE.



PART NUMBER	PLATING OPTION	DIM "A"	DIM "B"
74320-1000	1	.092/2.34	.080±.020
74320-1001	1	.050/1.27	2.03±0.51
74320-1003	1	.123/3.12	.110/2.79
74320-1004	2	.092/2.34	.080±.020
74320-1005	2	.050/1.27	2.03±0.51
74320-1006	2	.110/2.79	.110/2.79
74320-1007	2	.123/3.12	.110/2.79

MODIFICATION EC NO. SH2004-0130 DRWN: DXUE 04/03/04 CHK: HARVEY 04/03/11 APPR: SHUANG 04/03/12	QUALITY SYMBOLS	GENERAL TOLERANCES: (UNLESS SPECIFIED)	SCALE 4 : 1	DESIGN UNITS <input type="checkbox"/> mm <input checked="" type="checkbox"/> INCH	THIRD ANGLE PROJECTION <input checked="" type="checkbox"/>	DIMENSIONS: <input type="checkbox"/> mm <input checked="" type="checkbox"/> INCH	SHT	REV
	MAJOR = 0	4 PLACES ±0. INCH	DRAWN BY & DATE	MOSULLIV 99/02/12	TITLE: DVI - INTERGRATED RIGHT ANGLE RECEPTACLE CONNECTOR	INCH ONLY		
	CRITICAL = 0	3 PLACES ±0. ±.010	CHECKED BY & DATE	MOSULLIV 99/02/12	MOLEX MOLEX INCORPORATED	mm ONLY		
		2 PLACES ±0.25 ±.010	APPROVED BY & DATE	NELLIGAN 99/02/15	CAD FILENAME	SEE CHART	SD-74320-001	SHEET NO. 1 OF 2
		1 PLACE ±0.25 ±.010	ANGULAR: ± 1/2°	DRAFT WHERE APPLICABLE MUST REMAIN WITHIN DIMENSIONS	THIS DRAWING CONTAINS INFORMATION THAT IS PROPRIETARY TO MOLEX INCORPORATED AND SHOULD NOT BE USED WITHOUT WRITTEN PERMISSION.			SIZE C



MODIFICATION EC NO. SH2004-0130 DRWN: DXUE 04/03/05 CHK: HARVEY 04/03/11 APPR: SHUANG 04/03/12	QUALITY SYMBOLS	GENERAL TOLERANCES: (UNLESS SPECIFIED)	SCALE 4 : 1	DESIGN UNITS mm <input type="checkbox"/> INCH <input checked="" type="checkbox"/>	THIRD ANGLE PROJECTION	DIMENSIONS: mm <input type="checkbox"/> INCH <input checked="" type="checkbox"/>	SHT	REV
	MAJOR $\nabla=0$	4 PLACES $\pm 0.$ mm $\pm .$ INCH	DRAWN BY & DATE MOSULLIV 99/02/12	TITLE: DVI - INTERGRATED RIGHT ANGLE RECEPTACLE CONNECTOR	MOLEX INCORPORATED MATERIAL NO. SEE CHART DRAWING NO. SD-74320-001 SHEET NO. 2	THIS DRAWING CONTAINS INFORMATION THAT IS PROPRIETARY TO MOLEX INCORPORATED AND SHOULD NOT BE USED WITHOUT WRITTEN PERMISSION.	SIZE C	
	CRITICAL $\nabla c=0$	3 PLACES $\pm 0.$ mm $\pm .010$ INCH	CHECKED BY & DATE MOSULLIV 99/02/12					
		2 PLACES ± 0.25 mm $\pm .010$ INCH	APPROVED BY & DATE NELLIGAN 99/02/15	CAD FILENAME SD7432001.S02				
	1 PLACE ± 0.25 mm $\pm .010$ INCH	ANGULAR: $\pm 1/2^\circ$	DRAFT WHERE APPLICABLE MUST REMAIN WITHIN DIMENSIONS					