

# DPS Series 5W, 10W, 18W AC/DC DIN Rail Power Supplies



AC - DC din rail mountable 5W, 10W  
and 18W class 2 power supplies

- UL, cUL, CE
- Universal input 90~265VAC
- High efficiency up to 72%
- Short circuit protection
- Internal input filter
- 3 Year warranty



## Specifcaton

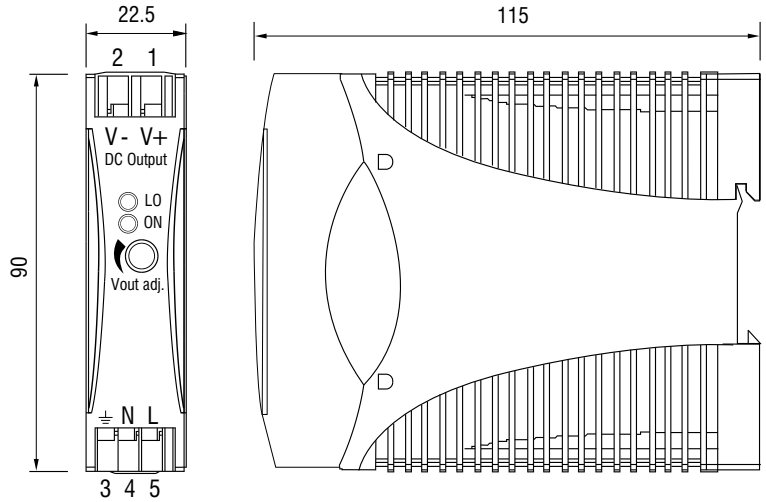
Model	DPS-1-005-24	DPS-1-010-24	DPS-1-018-24
Input Voltage	90~265VAC		
Output Wattage	5W	10W	18W
Output Voltage	24VDC (Other output voltages available on request)		
Output Current	210mA	420mA	750mA
Efficiency (min/typ)	70/72%	74/76%	75/77%
<b>General Specification</b>			
Switching frequency	100kHz		
Isolation voltage	3000VAC		
Isolation resistance	100MΩ @ 500VDC		
Ambient temperature	-10 to +71°C		
Derating (from 61 to 71°C)	2.5%/°C	3%/°C	3%/°C
Storage temperature	-25 to +85°C		
Relative humidity	20 to 95% RH		
Cooling	Free air convection		
Dimensions	L90 x W22.5 x D115 mm		
Weight	115g	120g	150g
Case material	Plastic		
<b>Input Specifications</b>			
Rated input voltage	100 to 240VAC		
Input voltage range	90 to 265VAC, 120 to 370VDC		
Line frequency	47 to 63Hz		
Inrush current	10A @ 115VAC, 18A @ 230VAC		
<b>Output Specifications</b>			
Output voltage accuracy	±1%		
Minimum load	0%		
Line regulation	±1%		
Load regulation	±2%		
Transient recovery time	300μS @ 50% load, step changed		
Temperature coefficient	±0.02%/°C		
Ripple & noise	50mV		
Hold up time	30mS @ 115VAC, 130mS @ 230VAC		
Voltage trim range	-10 to +20%		
DC ON indicator threshold at start up	21.6VDC		
DC LOW indicator threshold after start up	18 to 21.6VDC		
<b>Control and Protection</b>			
Input fuse	T2A / 250VAC internal		
Rated over load protection	110 to 135%		
Over voltage protection	125 to 145%		
Output short circuit	Hiccup mode		
<b>Approvals and Standards</b>			
CE, UL/cUL			

# DPS Series 5W, 10W, 18W AC/DC DIN Rail Power Supplies



## Dimensions (mm)

Key	Description
V+ (1)	Positive output terminal
V- (2)	Negative output terminal
⊥ (3)	Ground this terminal to minimize high-frequency emissions
N (4)	Input terminals (neutral conductor, no polarity at DC input)
L (5)	Input terminals (phase conductor, no polarity at DC input)
ON	Operation indicator LED
LO	DC LOW indicator LED
Vout adj.	Trimmer-potentiometer for Vout adjustment



## Construction

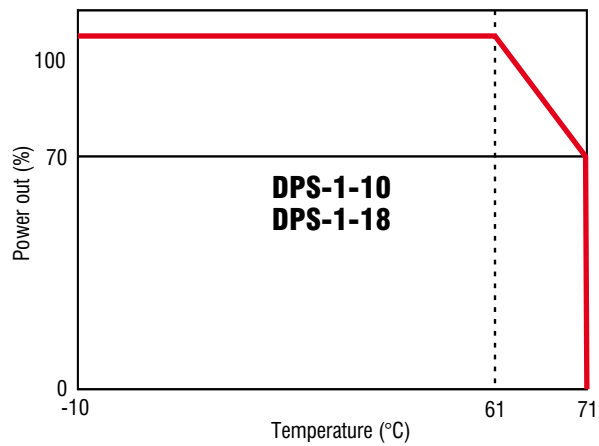
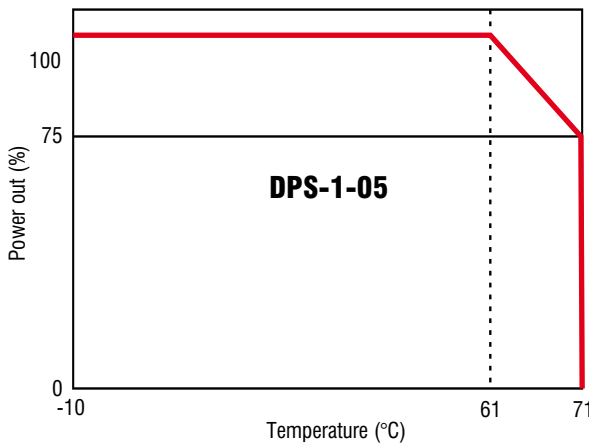
Easy, safe and secure snap-on, snap-off DIN-Rail mounting (TS35/7.5 or TS35/15)

## Installation

**Ventilation/Cooling**  
Normal convection  
All sides 25mm free space for cooling recommended

**Terminal size range**  
2 Solid:0.2-2.0mm (AWG24-14)  
(use copper conductors only)

## Derating



## Connections

