



**5x5mm SQUARE TOP LED LAMPS**

L-1553H BRIGHT RED	L-1553G GREEN
L-1553I HIGH EFFICIENCY RED	L-1553Y YELLOW
L-1553E ORANGE	
L-1553SR SUPER BRIGHT RED	

**Features**

- LOW POWER CONSUMPTION.
- ULTRA BRIGHTNESS IS AVAILABLE.
- WIDE VIEWING ANGLE.
- RELIABLE AND RUGGED.
- EXCELLENT UNIFORMITY OF LIGHT OUTPUT.
- IDEAL AS FLUSH MOUNTED PANEL INDICATORS.
- LONG LIFE - SOLID STATE RELIABILITY.

**Description**

The Bright Red source color devices are made with Gallium Phosphide Red Light Emitting Diode.

The Green source color devices are made with Gallium Phosphide Green Light Emitting Diode.

The High Efficiency Red and Orange source color devices are made with Gallium Arsenide Phosphide on Gallium Phosphide Orange Light Emitting Diode.

The Yellow source color devices are made with Gallium Arsenide Phosphide on Gallium Phosphide Yellow Light Emitting Diode.

The Super Bright Red source color devices are made with Gallium Aluminum Arsenide Red Light Emitting Diode.

**Package Dimensions**

1 ANODE  
2 CATHODE

**Notes:**

1. All dimensions are in millimeters (inches).
2. Tolerance is  $\pm 0.25(0.01)$  unless otherwise noted.
3. Lead spacing is measured where the lead emerge package.
4. Specifications are subjected to change without notice.

**Selection Guide**

Part No.	Dice	Lens Type	Iv (mcd) @ 10 mA		Viewing Angle
			Min.	Max.	
L-1553HDT	BRIGHT RED (GaP)	RED DIFFUSED	0.5	2	110°
L-1553IDT	HIGH EFFICIENCY RED (GaAsP/GaP)	RED DIFFUSED	3.2	12.5	110°
L-1553EDT	ORANGE (GaAsP/GaP)	ORANGE DIFFUSED	3.2	12.5	110°
L-1553GDT	GREEN (GaP)	GREEN DIFFUSED	1.3	8	110°
L-1553YDT	YELLOW (GaAsP/GaP)	YELLOW DIFFUSED	1.3	8	110°
L-1553SRDT	SUPER BRIGHT RED (GaAlAs)	RED DIFFUSED	*32	*100	110°

**Notes:**

1. H1/2 is the angle from optical centerline where the luminous intensity is 1/2 the optical centerline value.
2. \* Luminous intensity with asterisk is measured at 20mA.

2

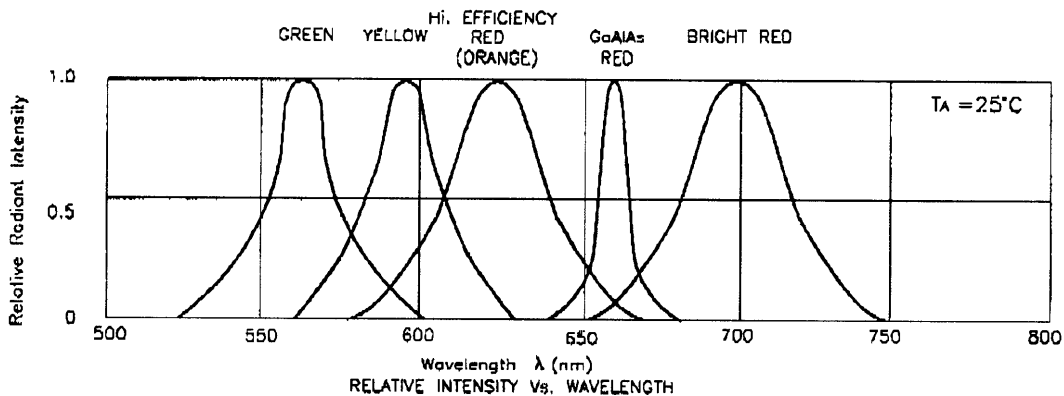
**Electrical / Optical Characteristics at  $T_A=25^\circ\text{C}$**

Symbol	Parameter	Device	Typ.	Max.	Units	Test Conditions
$\lambda_{\text{peak}}$	Peak Wavelength	Bright Red High Efficiency Red Orange Green Yellow Super Bright Red	700 625 625 565 590 660		nm	IF=20mA
$\Delta\lambda_{1/2}$	Spectral Line Halfwidth	Bright Red High Efficiency Red Orange Green Yellow Super Bright Red	45 45 45 30 35 20		nm	IF=20mA
C	Capacitance	Bright Red High Efficiency Red Orange Green Yellow Super Bright Red	40 12 12 45 10 35		pF	VF=0V;f=1MHz
$V_f$	Forward Voltage	Bright Red High Efficiency Red Orange Green Yellow Super Bright Red	2.0 2.0 2.0 2.2 2.1 1.85	2.6 2.5 2.5 2.6 2.5 2.5	V	IF=20mA
$I_R$	Reverse Current	All	10		$\mu\text{A}$	VR = 5V

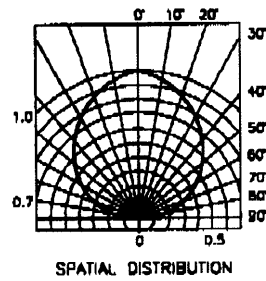
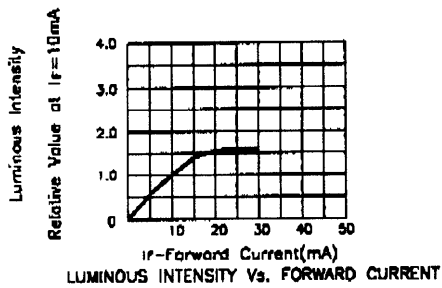
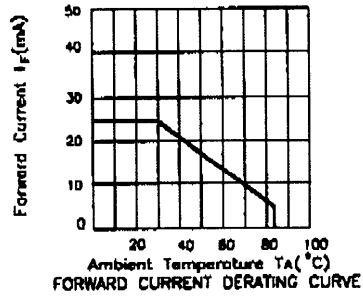
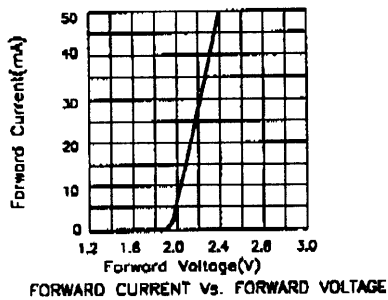
**Absolute Maximum Ratings at  $T_A=25^\circ\text{C}$**

Parameter	Bright Red	High Efficiency Red	Orange	Green	Yellow	Super Bright Red	Units
Power dissipation	120	105	105	105	105	100	mW
DC Forward Current	25	30	30	25	30	30	mA
Peak Forward Current [1]	150	150	150	150	150	150	mA
Reverse Voltage	5	5	5	5	5	5	V
Operating/Storage Temperature	-40°C To +85°C						
Lead Soldering Temperature [2]	260°C For 5 Seconds						

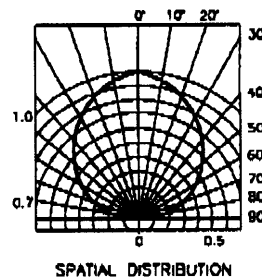
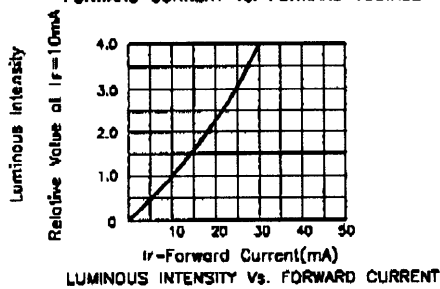
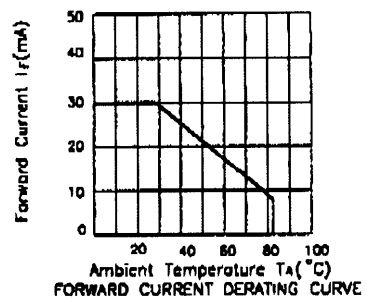
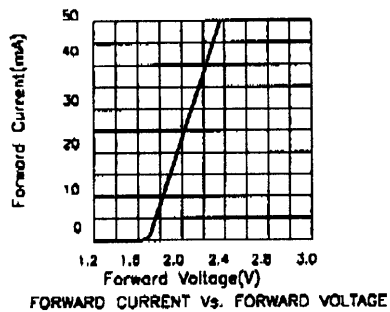
- Notes:  
 1. 1/10 Duty Cycle, 0.1ms Pulse Width.  
 2. 4mm below package base.



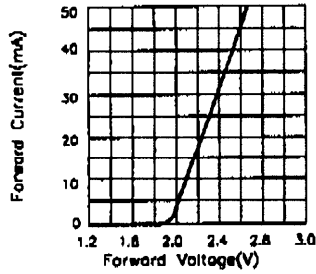
**Bright Red L-1553HDT**



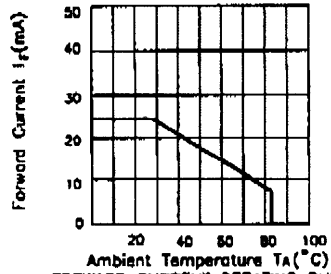
**High Efficiency Red L-1553IDT  
Orange L-1553EDT**



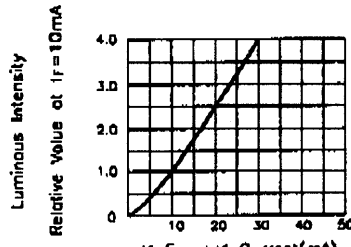
**Green L-1553GDT**



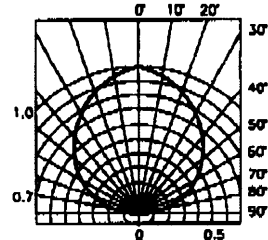
FORWARD CURRENT vs. FORWARD VOLTAGE



FORWARD CURRENT DERATING CURVE

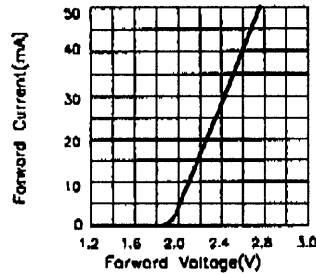


LUMINOUS INTENSITY vs. FORWARD CURRENT

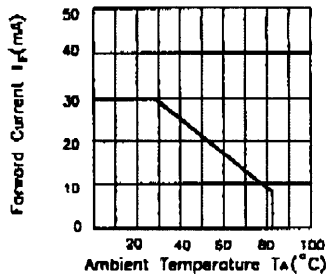


SPATIAL DISTRIBUTION

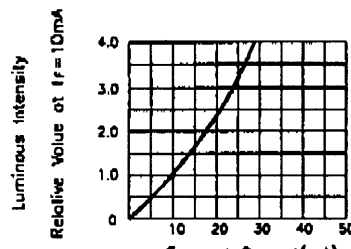
**Yellow L-1553YDT**



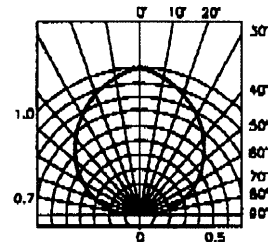
FORWARD CURRENT vs. FORWARD VOLTAGE



FORWARD CURRENT DERATING CURVE



LUMINOUS INTENSITY vs. FORWARD CURRENT



SPATIAL DISTRIBUTION

2

**Super Bright Red L-1653SRDT**

