

JST

Hand crimping tool
Type: WC-122

Features

Parallel action
operation

Ratchet release

Easy readjustment
of load

Contact locator with
insulation-stop

Precisely ground
profiles

Ergonomic soft grips
colour: green

Fully recyclable

Applicable terminal:
()HF-001T-0.8BS

Cross section range:
Profile 1: 28 AWG
Profile 2: 24 AWG/26AWG
Profile 3: 22 AWG

Crimp height specification
28 AWG - 0.60mm-0.65mm
26 AWG - 0.70mm
24 AWG - 0.75mm
22 AWG - 0.80mm

Operating instructions see overleaf


193

64

JST

WC-122

50



OPERATION INSTRUCTIONS

1. Open flap locator and insert contact up to stop.

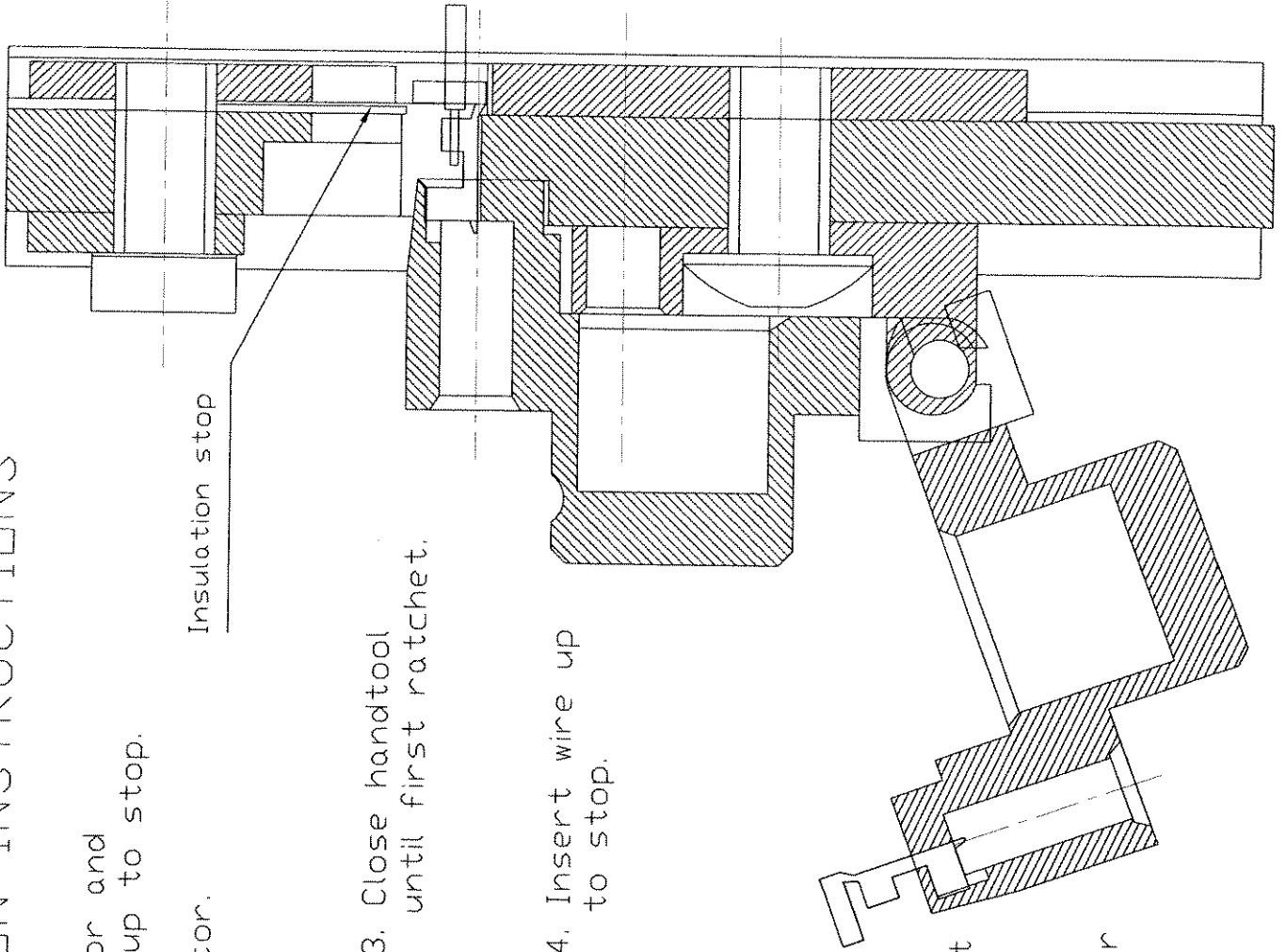
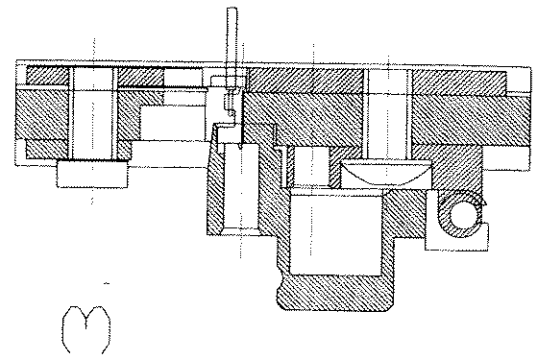
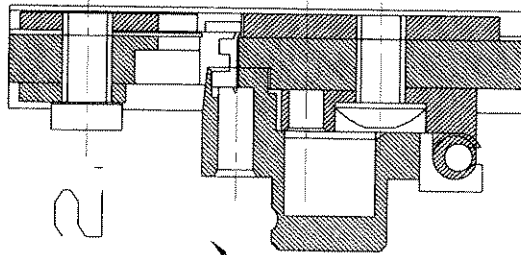
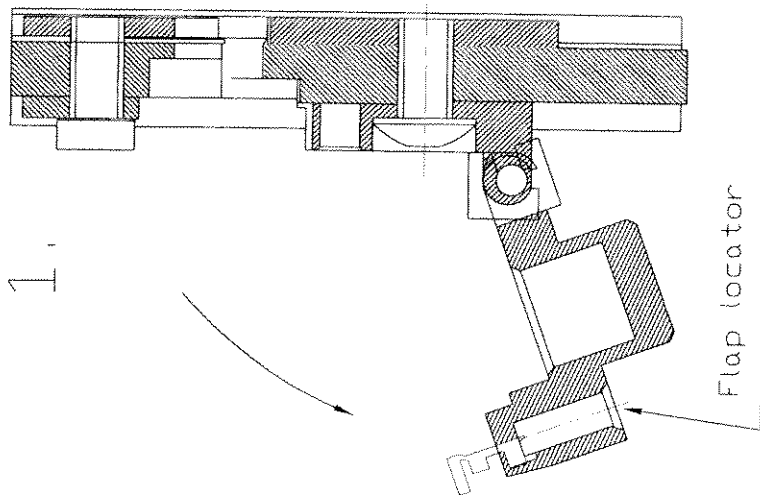
2. Close flap locator.

3. Close handtool until first ratchet.

4. Insert wire up to stop.

5. Close handtool until the ratchet releases.

6. Open flap locator and carefully remove the wire.



Insulation stop

