

MODULAR JACK CHARACTERISTICS LEGEND

EXTERNAL CONNECTOR BODY DIMENSIONS: (SEE NOTES 8 AND 9)
 JACKS ARE AVAILABLE IN STANDARD 4, 6, AND 8 POSITION BODY SIZES

NUMBER OF CONTACT POSITIONS:
 CONNECTOR SIZE 4 CAN ACCOMMODATE 2 OR 4 TERMINALS,
 CONNECTOR SIZE 6 CAN ACCOMMODATE 2, 4, OR 6 TERMINALS,
 CONNECTOR SIZE 8 CAN ACCOMMODATE 2, 4, 6, 8, OR 10 TERMINALS

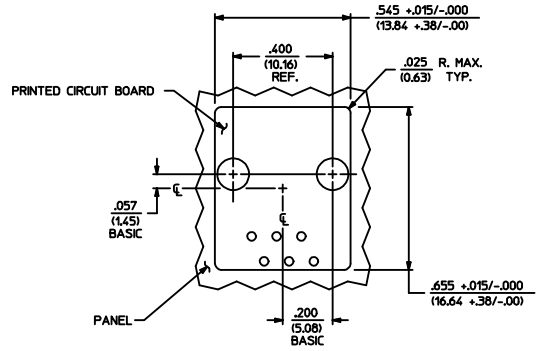
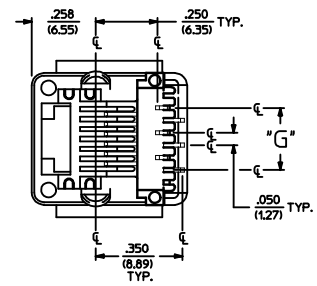
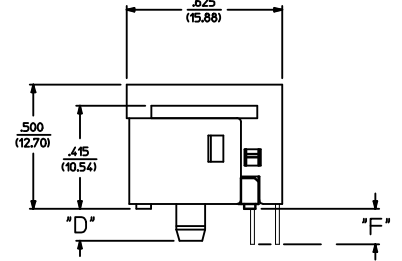
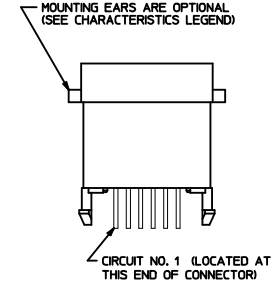
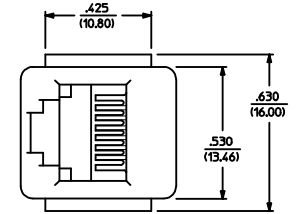
POLARIZATION OPTION:
 NO JACKS WITHOUT KEYING SLOT
 YES JACKS WITH KEYING SLOT (AVAILABLE ON CONNECTOR SIZE 8 ONLY)

MOUNTING EARS OPTION:
 YES JACKS WITH MOUNTING EARS
 NO JACKS WITHOUT MOUNTING EARS

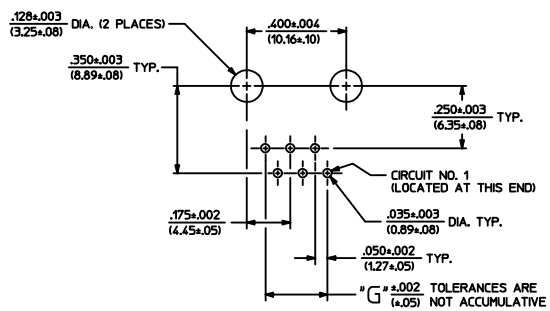
- NOTES:
- 1) MATERIALS: HOUSING- POLYESTER, GLASS FILLED, UL94V-0, COLOR - BLACK
 TERMINALS- PHOSPHOR BRONZE ALLOY, .015/(0.38) THICK.
 - 2) TERMINAL PLATING:
 *SELECT GOLD IN CONTACT AREA: 50 MICRONS MIN.
 *SELECT TIN IN PC TAIL AREA: 100 MICRONS MIN.
 WITH OVERALL NICKEL UNDERPLATE: 50 MICRONS MIN.
 *THE PRIMARY SHIPPING CARTON WILL BE LABELED *COMPLIANT TO ROHS DIRECTIVE 2002/95/EC AND ELV ANNEX II OF DIRECTIVE 2000/53/EC*. CARTONS WITHOUT THIS LABEL MAY CONTAIN PRODUCT WITH TIN-LEAD IN THE PC TAIL.
 - 3) THESE MODULAR JACKS MEET THE PERFORMANCE REQUIREMENTS OF MOLEX PRODUCT SPECIFICATION PS-42878.
 - 4) CONNECTORS ARE SHIPPED IN THERMOFORMED TRAYS, PER PACKAGING SPECIFICATION PK-42878-492.
 - 5) ALL JACKS ARE DESIGNED TO BE USED WITH .062/(1.57) OR .125/(3.18) THICK P.C. BOARDS.
 - 6) ALL JACKS CONFORM TO AND ACCEPT PLUGS WHICH CONFORM TO FCC RULES AND REGULATIONS PART 68, SUBPART F.
 - 7) ALL JACKS MUST BE CAPABLE OF FITTING INTO MOLEX GAGE G-42410 (CONNECTOR SIZE 6).
 - 8) SEE SHEETS 1 & 4 FOR CONNECTOR SIZE 4.
 - 9) SEE SHEETS 3 & 5 FOR CONNECTOR SIZE 8.
 - 10) ENGRAVED NUMBERS ON HOUSING BODY ARE FOR MOLDING IDENTIFICATION ONLY. THEY ARE NOT INTENDED FOR ASSEMBLY IDENTIFICATION PURPOSES.
 - 11) THIS PART CONFORMS TO CLASS B REQUIREMENTS OF COSMETIC SPECIFICATION PS-45499-002 WITH THE EXCEPTION OF THE *SINK WHICH CONFORMS TO CLASS C REQUIREMENTS.

P. C. BOARD THICKNESS	DIM. "D" (MTG. PEGS)	DIM. "F" (P.C. TAILS)
.062/(1.57)	.128 (3.25)	.120 \pm .015/-0.025 (3.05 \pm .38/-63)
.125/(3.18)	.191 (4.85)	.205 \pm .015/-0.025 (5.21 \pm .38/-63)

CONNECTOR SIZE	CIRCUIT SIZE	DIM. "G"
6	6	.250 (6.35)
6	4	.150 (3.81)
6	2	.050 (1.27)



PANEL CUT-OUT FOR CONNECTOR SIZE 6



P.C. BOARD LAYOUT FOR CONNECTOR SIZE 6

SIZE 6 MODULAR JACK LOADED WITH 6 TERMINALS SHOWN ABOVE

ADD COSMETIC SPEC EC NO. UCP2009-1267 DRAWN: JLOS/TEMLER 2008/12/02 CHKD: BEL 2008/12/02 APPR: FSW/TH 2008/12/02 REV:	QUALITY SYMBOLS	GENERAL TOLERANCES (UNLESS SPECIFIED)	DIMENSION STYLE	SCALE	DESIGN UNITS	THIRD ANGLE PROJECTION
	$\nabla=0$ $\nabla=0$	mm INCH	IN/MM	1:1	INCH	
		4 PLACES \pm --- \pm --- 3 PLACES \pm --- \pm .010 2 PLACES \pm 0.25 \pm --- 1 PLACE \pm --- \pm --- ANGULAR \pm 1/2°	DRAWN BY DATE BAP 1992/04/02 CHECKED BY DATE BAP 1992/04/02 APPROVED BY DATE RAS 1992/04/02	TITLE ASSEMBLY, VERTICAL LOW PROFILE MODULAR JACKS (CONNECTOR SIZE 6)	MOLEX INCORPORATED DOCUMENT NO. SDA-42878-**** SHEET NO. 2 OF 5	
	DRAFT WHERE APPLICABLE MUST REMAIN WITHIN DIMENSIONS	SEE SHEET 4	THIS DRAWING CONTAINS INFORMATION THAT IS PROPRIETARY TO MOLEX INCORPORATED AND SHOULD NOT BE USED WITHOUT WRITTEN PERMISSION			

