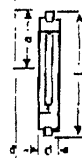
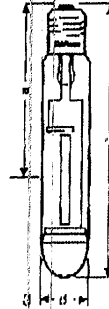
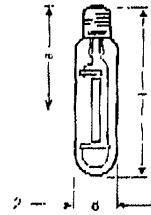
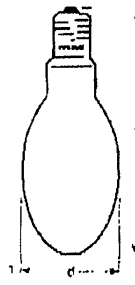


# HIGH PRESSURE SODIUM LAMPS VIALOX® NAV® SUPER (SON PLUS), VIALOX® NAV® SUPER 4Y

335 4015



NAV® SUPER (SON PLUS) lamps have the highest luminous efficacy of any high pressure sodium vapour lamps, as much as 150 lm/W in the case of the 600 SUPER.

Lamp reference



## VIALOX® NAV® SUPER (SON PLUS)/VIALOX® NAV® SUPER 4Y<sup>4)</sup>

Elliptical, coated, igniter required<sup>1)</sup>

| Lamp reference                | W   | lm    | d (mm) | l max. (mm) | LCL (mm) | No. | Base | Height           | Order No. |
|-------------------------------|-----|-------|--------|-------------|----------|-----|------|------------------|-----------|
| NAV-E 100 SUPER <sup>4)</sup> | 100 | 9500  | 75     | 186         |          | 1   | E40  | 12               | 015774    |
| NAV-E 150 SUPER <sup>4)</sup> | 150 | 17000 | 90     | 226         |          | 1   | E40  | 10 <sup>5)</sup> | 024370    |
| NAV-E 250 SUPER <sup>4)</sup> | 250 | 32000 | 90     | 226         |          | 1   | E40  | 10 <sup>5)</sup> | 024387    |
| NAV-E 400 SUPER <sup>4)</sup> | 410 | 54000 | 120    | 290         |          | 1   | E40  | 10 <sup>5)</sup> | 024394    |

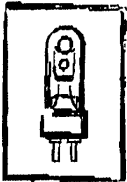
Tubular, clear, igniter required<sup>1)</sup>

|                               |     |       |    |     |     |   |     |                  |        |
|-------------------------------|-----|-------|----|-----|-----|---|-----|------------------|--------|
| NAV-T 50 SUPER <sup>4)</sup>  | 50  | 4400  | 37 | 156 | 104 | 2 | E27 | 12               | 024325 |
| NAV-T 70 SUPER <sup>4)</sup>  | 70  | 6500  | 37 | 156 | 104 | 2 | E27 | 12               | 015736 |
| NAV-T 100 SUPER <sup>4)</sup> | 100 | 10000 | 46 | 211 | 132 | 3 | E40 | 12               | 015743 |
| NAV-T 150 SUPER <sup>4)</sup> | 150 | 17500 | 46 | 211 | 132 | 3 | E40 | 10 <sup>5)</sup> | 024400 |
| NAV-T 250 SUPER <sup>4)</sup> | 250 | 33000 | 46 | 257 | 158 | 3 | E40 | 10 <sup>5)</sup> | 024417 |
| NAV-T 400 SUPER <sup>4)</sup> | 410 | 55500 | 46 | 285 | 175 | 3 | E40 | 10 <sup>5)</sup> | 281179 |
| NAV-T 600 SUPER <sup>4)</sup> | 600 | 90000 | 46 | 285 | 175 | 3 | E40 | 10 <sup>5)</sup> | 275772 |


TS type, double-ended. Igniter required, hot restart

|                  |     |       |    |                     |    |   |         |    |        |
|------------------|-----|-------|----|---------------------|----|---|---------|----|--------|
| NAV-TS 70 SUPER  | 70  | 6800  | 20 | 114.2 <sup>2)</sup> | 57 | 4 | RX7s    | 12 | 024301 |
| NAV-TS 150 SUPER | 150 | 15000 | 23 | 132 <sup>2)</sup>   | 66 | 4 | RX7s-24 | 12 | 281667 |

NAV®-TS 250 and 400 W see NAV®, page 5.13.



NAV®-T 400W and 600W SUPER (SON PLUS) lamps, which have been specially developed for horticulture, provide ideal growing conditions all year round.



### Applications:

Mainly for street lighting, floodlighting and horticulture outdoors, and in heavy industry indoors. Their long life and almost constant luminous flux values make these lamps extremely economical high pressure discharge lamps.

1) Important: Before replacing NAV® Standard with NAV® SUPER in existing installations, check that the existing igniters are suitable  
2) Distance between contacts, nominal value  
3) All lamps require igniters with an ignition voltage of 3 - 5 kV

4) Change-over to 4Y types in preparation  
5) Standard pack 12 pcs instead of 10 pcs after change-over to 4Y  
To ensure that your order reaches you quickly, please order standard pack quantities