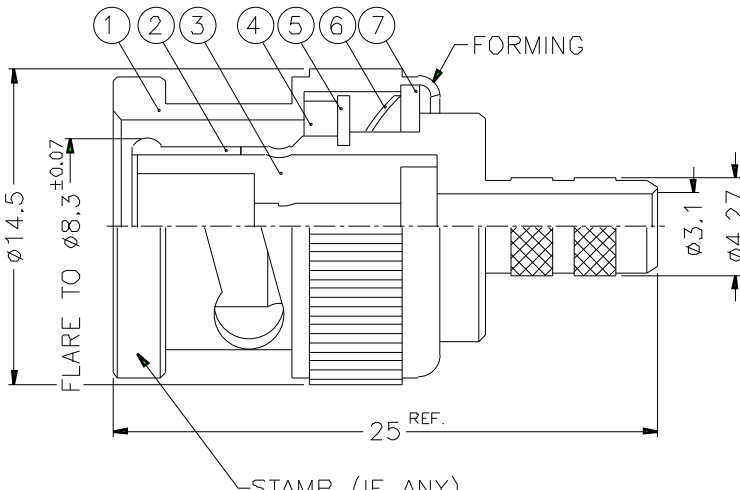
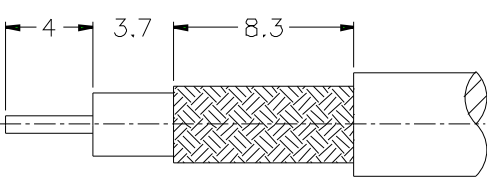
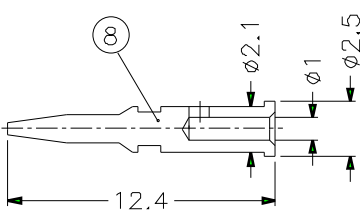
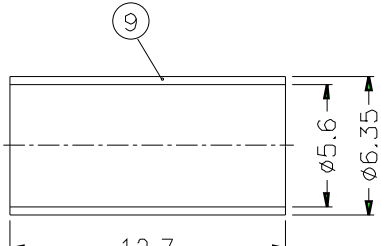


1		2		3		4		5		6		7		8			
REVISIONS																	
ISS	ZONE	DESCRIPTION\PER REQUEST\DATE															
																	
 <p>RECOMMENDED CABLE STRIPPING DIM'S</p>																	
																	
																	
<p>NOTES: FINISH (PLATING THICKNESS IN MICRO-INCHES)</p> <p>1. BRASS PER QQ-B-626</p> <p>2. BRASS PER QQ-B-613</p> <p>3. NICKEL PL. 100 MIN. THICK OVER COPPER STRIKE</p> <p>4. NICKEL PL. 200 MIN. THICK OVER COPPER STRIKE</p> <p>5. GOLD PL. 3 MIN. THICK OVER NICKEL PL. 100 MIN. THICK OVER COPPER STRIKE</p> <p>6. JIS H 3250, C 2700</p>																	
<p>1. CRIMPED FERRULE HEX CRIMP SIZE .213"</p> <p>2. CRIMPED CONTACT PIN HEX CRIMP SIZE .068"</p>																	
9	FERRULE	NOTE 6	NOTE 3	1	FR-635/56X127	DIMENSIONS ARE IN MILLIMETERS UNLESS OTHERWISE SPECIFIED TOLERANCES 0.5-6 = ±0.2 6-30 = ±0.4 30-120 = ±0.6 120-315 = ±1 315-1000 = ±1.6 1000-2000 = ±2.4				PART NO. B1121A1-ND3G-1A-50		<h1>Amphenol</h1> <p>TITLE BNC CRIMP PLUG</p> <p>DRAWING NO. KJ-B1121A1-ND3G-223U-50</p> <p>ITEM NO.</p>					
8	CONTACT PIN	NOTE 1	NOTE 5	1	B50000-8-25/1					APPROVED						DATE 10-11-01'	
7	WASHER	NOTE 2	NOTE 3	1	WS-128/9X08					CHECKED						DATE 10-11-01'	
6	SPRING	SK5	NOTE 4	1	B50000-6					DRAWN						DATE 10-11-01'	
5	RETAINER RING	NOTE 1	NOTE 3	1	B50000-5					FILE NO.							
4	GASKET	RUBBER	RED	1	GS-115/8X15	SCALE	3/1	ISSUE	A								
3	INSULATOR	DELIN	NATURAL	1	B50000-3-50-A												
2	BODY	NOTE 1	NOTE 3	1	B50000-2-427/31												
1	SHELL	NOTE 1	NOTE 3	1	B50000-1-B												
NO.	DESCRIPTION	MATERIAL	FINISH	Q'TY	DRAWING NO.												