

59075 Heavy Duty Stainless Steel Threaded Barrel Features and Benefits



Features

- 2 part magnetically operated proximity sensor
- Heavy duty stainless steel threaded barrel with retaining nuts
- M12 by 1.00mm thread
- Choice of normally open, high voltage or change over contacts
- Customer defined sensitivity
- Choice of cable length and connector


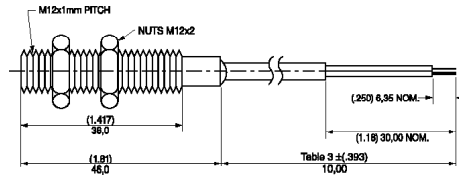
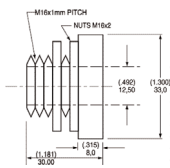
Benefits

- Robust construction makes this sensor well suited to harsh industrial environments
- Simple installation and adjustment using supplied retaining nuts
- No standby power requirement
- Operates through non-ferrous materials such as wood, plastic or aluminium

Applications

- Off road and heavy vehicles
- Farm machinery

DIMENSIONS (in) mm



CUSTOMER OPTIONS - Switching Specifications

TABLE 1			Normally Open	Normally Open High Voltage	Change Over	Normally Closed
Contact Type						
Switch Type			1	2	3	4
Voltage	Power	Watt - max.	10	10	5	5
	Switching	Vdc - max.	200	300	175	175
Current	Breakdown	Vdc - min.	250	450	200	200
	Switching	A - max.	0.5	0.5	0.25	0.25
Resistance	Carry	A - max.	1.2	1.5	1.5	1.5
	Contact, Initial	Ω - max.	0.2	0.2	0.2	0.2
Capacitance	Insulation	Ω - min.	10 ¹⁰	10 ¹⁰	10 ⁷	10 ⁷
	Contact	pF - typ.	0.3	0.2	0.3	0.3
Temperature	Operating	°C	-40 to +105	-20 to +105	-40 to +105	-40 to +105
	Storage	°C	-65 to +105	-65 to +105	-65 to +105	-65 to +105
Time	Operate	ms - max.	1.0	1.0	3.0	3.0
	Release	ms - max.	1.0	1.0	3.0	3.0
Shock	11ms 1/2 sine	G - max.	100	100	50	50
Vibration	50-2000 Hz	G - max.	30	30	30	30

CUSTOMER OPTIONS - Sensitivity, Cable Length and Termination Specification

TABLE 2

Sensitivity Options:-
Activate Distances are approximate using Hamlin 59075 actuator as illustrated
Switch AT before modification

Select Option	S		T		U		V	
Switch Type	Pull In AT Range	Activate Distance d (in) mm	Pull In AT Range	Activate Distance d (in) mm	Pull In AT Range	Activate Distance d (in) mm	Pull In AT Range	Activate Distance d (in) mm
1 Normally Open	12-18	(.984)	17-23	(.827)	22-28	(.748)	27-33	(.689)
2 High Voltage		25.0		21.0		19.0		17.5
3 Change Over	15-20	(.906)	20-25	(.787)	25-30	(.709)		
4 Normally Closed		23.0		20.0		18.0		

TABLE 3

Cable Type:-
BS 6500 3A 16/0.2 PVC DOUBLE INSULATED

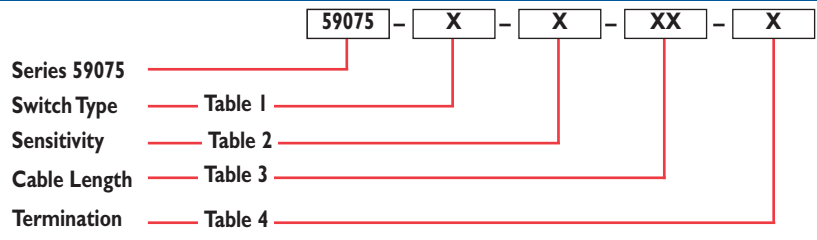
SELECT OPTION	CABLE LENGTH (in) mm
01	(3.94) 100
02	(11.81) 300
03	(19.69) 500
04	(29.53) 750
05	(39.37) 1000

TABLE 4

Termination Options:-

SELECT OPTION	DESCRIPTION (2 WIRE VERSIONS ILLUSTRATED)
A	Tinned leads
B	Crimped terminals
C	6.35mm fastons

ORDERING INFORMATION



Hamlin USA Tel: +1 920 648 3000 • Fax: +1 920 648 3001 • Email: sales.us@hamlin.com
Hamlin UK Tel: +44 (0)1379 649700 • Fax: +44 (0)1379 649702 • Email: sales.uk@hamlin.com
Hamlin Germany Tel: +49 (0) 6181 953660 • Fax: +49 (0) 6181 9536666 • Email: sales.de@hamlin.com
Hamletrol France Tel: +33 (0) 1 4687 0202 • Fax: +33 (0) 1 4686 6786 • Email: sales.fr@hamlin.com

DETAILS PROVIDED ON THIS DATA SHEET ARE PROVIDED FOR INFORMATION PURPOSES ONLY AND SHOULD NOT BE RELIED UPON AS BEING ACCURATE FOR ANY PARTICULAR PURPOSE. Product performance may be affected by the application to which the product is put. Upon request, HAMLIN will assist purchasers by providing information specific to any particular application. HAMLIN disclaims any and all liability whatsoever for any purchaser's reliance upon the information contained on this data sheet without further consultation with authorised representatives of HAMLIN.